# ALL FOR ONE

2014 LSU 2015

WOMEN'S BASKETBALL MEDIA GUIDE

# ALL FOR ONE

LSU's team motto for 2014-15 season is "All for One" adopted from the United States Marine Corps. The Lady Tigers have participated in a combat fitness test led by the Marine Corps during each of the last two seasons. The fitness test has included multiple crawls, throwing grenades to target, executing a casualty lift and pushing a Marine Humvee nearly 100 yards.

ONE TEAM
ONE FIGHT

# LSU LEGACY

**5 NCAA Final Fours**
2004 • 2005 • 2006 • 2007 • 2008

**3 SEC Championships**
2005 • 2006 • 2008

**2 SEC Tournament Championships**
1991 • 2003

| | | | | |
|---|---|---|---|---|
| **23** NCAA Tournament Appearances | **2** Naismith Basketball Hall of Famers | **2** National Freshmen of the Year | **2** WNBA Rookies of the Year | **237** All-Time SEC Wins |
| **8** NCAA Tournament Elite Eights | **2** Women's Basketball Hall of Famers | **56** SEC Academic Honor Roll Members | **12** WNBA All-Star Player Appearances | **105** SEC Victories since 2005 |
| **14** NCAA Tournament Sweet 16s | **9** State Farm First-Team All-Americans | **39** First-Team All-SEC Recipients | **1** WNBA All-Star Game MVP | **20** SEC All-Tournament Team Honors |
| **2** National Player of the Year Awards | **3** SEC Player of the Year Honors | **17** WNBA Draft Picks | **1** WNBA Finals MVP | **53** SEC Player of the Week Honors |
| **7** United States Olympic Gold Medals | **4** SEC Coach of the Year Honors | **1** WNBA Draft No. 1 Pick | **840** All-Time Victories | **2** SEC Tournament MVPs |

***A New Era of Lady Tiger Basketball***

Nikki Caldwell ushered in a new era of LSU Lady Tiger basketball as she officially became the seventh head coach in school history on April 4, 2011 at a press conference at the LSU Athletic Administration Building.

# Nikki Caldwell
## BASKETBALL

**"Winning championships doesn't happen overnight. You have to have great leadership, team cohesion, and a relentless desire to never quit."**

A superstar in the women's basketball coaching profession, Nikki Caldwell has brought LSU women's basketball back to national prominence.

Caldwell carries a dynamic personality with steadfast leadership and an unwavering commitment to excellence on and off the court. Her championship pedigree began as a player at Tennessee in 1991. It continued to her days as assistant coach with the Lady Vols where she was a part of two national championships, three Southeastern Conference regular season championships and three SEC Tournament titles from 2002-08.

Caldwell transformed UCLA in three seasons to a national power. It took her one year to spearhead LSU to its first SEC Tournament Championship Game appearance since 2008. Caldwell's players achieve on the court, in the classroom and in the community.

On the floor, Caldwell's teams are known for their exciting up-tempo style, their attention to detail and discipline and their cornerstone of great defensive play.

Off the floor, Caldwell's players are model citizens. During her first three seasons, she has guided the Lady Tigers to a trio of 20-plus win seasons, three NCAA Tournament appearances highlighted by back-to-back NCAA Sweet 16 trips and a pair of 10-win SEC seasons. LSU has collected 13 victories over Top 25 opponents which includes the program's first victory at Tennessee dating back to the 2007-08 season.

In the classroom, LSU has maintained a perfect 100 in the NCAA Graduation Success Rate, which leads the SEC.

**"LSU should get the hire of the year award in hiring Nikki Caldwell. When you look at what she did at UCLA in a short amount of time, Nikki is a winner. She works hard. She knows how to relate to people and she is a constant student of the game. There is more than one way to do things and she is going to find the right way that works with the players she has."**

***- Carolyn Peck, ESPN analyst and former coach***

## State Capitol Bike Ride

On her first week on the job, Caldwell, her staff and the Lady Tigers biked from the LSU campus to the historic Louisiana State Capitol as part of a team building experience. "It's important for our players to realize that they are more than just student-athletes here at LSU, they are ambassadors for the city of Baton Rouge and the state of Louisiana," Caldwell said.

## Billboard Campaign

Since Caldwell's hiring in April 2012, ticket sales for LSU women's basketball have seen a dramatic increase. Caldwell was featured on a billboard campaign throughout Baton Rouge and in Cowboys Stadium in Arlington, Texas, when the LSU football team hosted Oregon in front of a national audience.

## Cruisin' For a Cause

Every year, Caldwell journeys across the country as part of "Cruisin' for a Cause," a motorcycle adventure created to raise dollars and awareness for a cure for breast cancer. Caldwell and Tennessee head coach Holly Warlick co-founded Champions for A Cause. The non-profit foundation has raised thousands of dollars to help find a cure.

## Two-Time USA National Gold Medalist

Caldwell has twice been selected by the USA Women's Basketball Committee to serve as an assistant coach for USA National Teams. In 2012, she was a member of the USA U18 FIBA Americas gold medal squad. The following summer, she helped lead the USA U19 team to gold at the FIBA World Championships in Lithuania.

## Lady Tiger Lagniappe

More than 1,100 fans turned out to the inaugural "Lady Tiger Lagniappe" in the summer 2011 as Caldwell laid out plans for the future of the LSU program, introduced her players and signed hundreds of autographs. "LSU is back, and I am so proud to be your coach," Caldwell said after receiving a standing ovation.

## Back to Winning

After missing the NCAA Tournament prior to her arrival, Caldwell immediately made an impact as the Lady Tigers won 23 games in her first season – the most in four years – and LSU reached the second round of the NCAA Tournament and the championship game of the SEC Tournament. LSU has secured back-to-back trips to the NCAA Sweet 16 and has had to defeat Top 10 opponents in each of the last two seasons in the NCAA Second Round.

# Table of Contents


## INTRODUCTION • 1-13

| | |
|---|---|
| 1 | LSU Championship Legacy |
| 2-3 | Nikki Caldwell Basketball |
| 4 | Table of Contents |
| 5 | Quick Facts |
| 6 | 2014-15 Schedule |
| 7 | 2014-15 Roster |
| 8-9 | 2014-15 Outlook |
| 10-11 | National Spotlight |
| 12-13 | 2013 Spain Summer Tour |

## ONLY ONE LSU • 14-57

| | |
|---|---|
| 14-15 | Final Four Legacy |
| 16 | Championship Basketball |
| 17 | Trophy Case |
| 18-19 | Sue Gunter Complex |
| 20-21 | LSU Basketball Practice Facility |
| 22-23 | Pete Maravich Assembly Center |
| 24-25 | Athletic Training |
| 26-27 | Strength and Conditioning |
| 28 | Campus Life |
| 29 | Why LSU |
| 30-31 | Cox Communications Academic Center |
| 32-33 | Academic Success |
| 34 | Community Outreach |
| 35 | Career Development |
| 36-37 | LSU Greats |
| 38-39 | Prominent LSU Alumni |
| 40-41 | Mike The Tiger |
| 42 | Lady Tiger Elite Booster Club |
| 43 | LSU Cheerleaders/Tiger Girls |
| 44-45 | Great Moments |
| 46-49 | Lady Tiger Timeline |
| 50-53 | WNBA Lady Tigers |
| 54-55 | USA Basketball |
| 56-57 | Olympic Games |

## LADY TIGERS • 58-79

| | |
|---|---|
| 58-59 | Sheila Boykin |
| 60-61 | DaShawn Harden |
| 62-63 | Danielle Ballard |
| 64-65 | Anne Pedersen |
| 66-67 | Rina Hill |
| 68-69 | Raigyne Moncrief |
| 70-71 | Jasmine Rhodes |
| 72 | Akilah Bethel |
| 73 | Alexis Hyder |
| 74 | Ann Jones |
| 75 | Stephanie Amichia |
| 76 | Jenna Deemer |
| 77 | Alliyah Fareo |
| 78-79 | Career Statistics |

## COACHING STAFF • 80-88

| | |
|---|---|
| 80-83 | Nikki Caldwell |
| 84 | Tasha Butts |
| 85 | Tony Perotti |
| 86 | Michael Scruggs |
| 87 | Jon Silver |
| 88 | Support Staff |

## REVIEW • 89-107

| | |
|---|---|
| 89 | 2013-14 Season Review |
| 90-92 | 2014 NCAA Tournament Recap |
| 93 | 2013-14 Results |
| 94 | 2013-14 Statistics |
| 95 | 2013-14 Team Superlatives |
| 96 | 2013-14 Miscellanous Stats |
| 97-105 | 2013-14 Box Scores |
| 106 | 2013-14 SEC Standings/NCAA Tournament |
| 107 | 2013-14 Senior Salute |

## HISTORY/RECORD BOOK • 108-183

| | |
|---|---|
| 108-111 | Career 1,000-Point Scorers |
| 112 | Career 500 Rebounds/250 Assists |
| 113 | Scoring Records |
| 114 | 30+ Point Games |
| 115-116 | Field Goal Records |
| 117-118 | 3-Point Field Goal Records |
| 119-120 | Free Throw Records |
| 121 | Rebounds Records |
| 122 | Assists Records |
| 123 | Blocks Records |
| 124 | Steals Records |
| 125-126 | Miscellaneous Records |
| 127 | NCAA/SEC Leaders |
| 128-129 | Leaders By Class |
| 130 | Special Games |
| 131 | Facing Ranked Teams/Final Polls |
| 132-138 | Year-by-Year Results |
| 139 | Series History |
| 140-141 | Year-by-Year Statistics |
| 142-143 | Hall of Famer Sue Gunter |
| 144 | Head Coach Records |
| 145 | All-Time Assistant Coaches |
| 146 | SEC Tournament Results |
| 147 | SEC Tournament Records |
| 148 | NCAA Tournament Results |
| 149 | NCAA Tournament Records |
| 150 | NIT/AIAW Tournament Results |
| 151 | NCAA Final Fours |
| 152 | AIAW Runner-Up |
| 153-159 | NCAA Tournament Teams |
| 160 | SEC Championships |
| 161 | SEC Tournament Titles |
| 162-164 | Pete Maravich Assembly Center |
| 165 | Maravich Center Records |
| 166 | LSU Athletic Hall of Fame |
| 167 | National Coach/Player of the Year |
| 168-173 | WBCA All-Americans |
| 174 | All-Americans |
| 175-178 | LSU Honor Roll |
| 179 | First-Team All-SEC |
| 180-181 | Letterwinners |
| 182 | Uniform Numbers |
| 183 | All-Time Starting Lineups |

## LSU • 184-191

| | |
|---|---|
| 184 | LSU Board of Supervisors |
| 185 | LSU President/Chancellor |
| 186 | Vice Chancellor/Director of Athletics |
| 187-188 | Athletic Administration |
| 189 | LSUsports.net/Social Media Directory |
| 190 | LSU Sports Properties |
| 191 | Tiger Athletic Foundation |

## OPPONENTS/SEC • 192-202

| | |
|---|---|
| 192-195 | 2014-15 Opponents |
| 196-200 | 2014-15 Opponent Series Records |
| 201 | The Southeastern Conference |
| 202 | 2015 SEC Tournament |

## MEDIA • 203-208

| | |
|---|---|
| 203 | Sports Information |
| 204-205 | Media Guidelines |
| 206 | LSU Sports Radio Network |
| 207 | LSU Sports Television Network |
| 208 | Radio/Television Chart |


# Credits


**EDITOR & LAYOUT:** Matt Dunaway
**LAYOUT & DESIGN:** Hannah Brinks
**COVER DESIGN:** Hannah Brinks
**RESEARCH:** Alissa Cavaretta, Ellen Farmer, Peyton Klemm, Jourdan Riley
**PRINTING:** United Graphics Inc.

**PHOTOGRAPHY**
Steve Franz, Chris Parent, Hilary Scheinuk, Martin McCallister, Grant Gutierrez, Jason Feirman, Brad Messina, Elizabeth Oliver, Jesse Garrabant, Garret Ellwood, Steve Frischling, Jame Schwaberow, Michael Short, Paul Levy, The Advocate, Travis Spradling, Arthur D. Lauck, Jennifer Abelson, J." Rico" Clement, Bill Feig, Dan Hardesty, Jim Hudelson, LSU Gumbo, Neil Johnson, Rob Musemeche, Jim Zeitz, Eddie Perez, NFL, NBA, WNBA, Nelson Chenault, Ron Berard, C.C. Lockwood, Erby Aucoin Jr., Getty Images, USA Basketball, Peter Axtman, Rocky Widner, David Sherman


**PURCHASE AN LSU MEDIA GUIDE:**
- Preorder with your season ticket order form
- www.LSUsports.net/mediaguides
- Purchase from the LSU SportShop


**© COPYRIGHT LOUISIANA STATE UNIVERSITY**
The 2013-14 LSU Women's Basketball Media Guide was written by the LSU Sports Information Office and designed by the LSU Publications Office. All text and photo content is property of Louisiana State University and LSU Athletics and can not be reproduced without permission from the LSU Sports Information Office.

## INSTAGRAM

Our newest social media application, follow the Lady Tigers on Instagram from your mobile devices and tablets (@LSUwbkb & @LSUNikkiCaldwell). View exclusive photos from behind the scenes with the team during their travels this season. Share your fan photos as well.

## FACEBOOK

LSU Athletics and Lady Tiger basketball is a part of today's social media. Join the LSU women's basketball page at www.facebook.com/LSUwbkb for breaking news, exclusive content and your chance to interact with fans about LSU women's basketball.

## TWITTER

Stay updated with what's happening with LSU Lady Tiger basketball on your mobile device. Join Twitter and follow head coach Nikki Caldwell at www.twitter.com/NikkiCaldwell or our main Twitter page at www.twitter.com/LSUwbkb for breaking news and in-game updates.

## LSU WOMEN'S BASKETBALL COACHING STAFF

| NAME | POSITION | ALMA MATER, YEAR | YEAR AT LSU |
|---|---|---|---|
| Nikki Caldwell | Head Coach | Tennessee, 1994 | Fourth |
| Tasha Butts | Assistant Coach | Tennessee, 2004 | Fourth |
| Tony Perotti | Assistant Coach | Tennessee, 1999 | Fourth |
| Michael Scruggs | Interim Assistant Coach/Director of Video Operations | Tennessee, 2008 | Third |
| Jon Silver | Director of Basketball Operations | UCLA, 2009 | Fourth |

### UNIVERSITY

| | |
|---|---|
| Location | Baton Rouge, La. |
| Founded | 1860 |
| Enrollment | 30,451 |
| Nickname | Lady Tigers |
| Colors | Purple (PMS 268) & Gold (PMS 123) |
| Mascot | Mike VI (Bengal tiger) |
| Facility (Capacity) | Maravich Center (13,215) |
| Conference | Southeastern |
| President/Chancellor | Dr. F. King Alexander |
| Faculty Representative | Dr. Bill Demastes |

### ATHLETICS DEPARTMENT

| | |
|---|---|
| Vice Chancellor/Director of Athletics | Joe Alleva |
| Senior Associate AD/Operations & Administration | Verge Ausberry |
| Senior Associate AD/Student Services & Senior Woman Administrator | Miriam Segar |
| Senior Associate AD/Compliance & Planning | Bo Bahnsen |
| Senior Associate AD/Business | Mark Ewing |
| Senior Associate AD/Facility Management | Ronnie Haliburton |
| Senior Associate AD/Internal Affairs & Development | Eddie Nunez |
| Associate AD/Ticket Manager | Brian Broussard |
| Associate AD/Facility & Project Development | Emmett David |
| Assistant AD/Marketing | Mathew Shanklin |

### COACHING STAFF

| | |
|---|---|
| Head Coach | Nikki Caldwell |
| Alma Mater, Year | Tennessee, 1994 |
| Record at LSU (Seasons) | 66-36 (3) |
| Career Record (Seasons) | 138-62 (6) |
| Assistant Coach | Tasha Butts |
| Alma Mater, Year | Tennessee, 2004) |
| Season at LSU | 4th Season |
| Assistant Coach | Tony Perotti |
| Alma Mater, Year | Tennessee, 1999 |
| Season at LSU | 4th Season |
| Director of Basketball Operations | Jon Silver |
| Alma Mater, Year | UCLA, 2009 |
| Season at LSU | 4th Season |
| Director of Video Operations | Michael Scruggs |
| Alma Mater, Year | Tennessee, 2011 |
| Season at LSU | 3rd Season |

### TEAM INFORMATION

| | |
|---|---|
| 2013-14 Record | 21-13 (H: 12-4; A: 6-7, N: 3-2) |
| 2013-14 SEC Record (Finish) | 7-9 (Tied 6th) |
| 2014 SEC Tournament | Quarterfinals (Tennessee) |
| 2014 Postseason | NCAA Sweet 16 (Louisville) |
| 2014 Final Ranking | No. 24 USA Today Coaches Poll |
| Letterwinners Returning/Lost | 7/4 |
| Starters Returning/Lost | 2/3 |
| Newcomers | 6 |

### PROGRAM HISTORY

| | |
|---|---|
| All-Time Record | 840-394 (39 • .681) |
| All-Time SEC Record | 237-157 (32 • .602) |
| SEC Regular Season Titles (Years) | 3 (2005, 2006, 2008) |
| SEC Tournament Record | 33-34 (35, .493) |
| SEC Tournament Titles (Years) | 2 (1991, 2003) |
| NCAA Tournament Record (Appearances) | 43-23 (23 • .652) |
| NCAA Final Four Appearances | 5 (2004, 2005, 2006, 2007, 2008) |

### SPORTS INFORMATION

| | |
|---|---|
| Senior Associate AD/Sports Information Director | Michael Bonnette |
| Women's Basketball SID | Matt Dunaway |
| Dunaway's Email Address | mdunaway@lsu.edu |
| Dunaway's Office Phone/Cell | (225) 578-1869/(225) 226-5034 |
| SID Office Phone/Fax | (225) 578-8226/1861 |
| Senior Associate SID | Kent Lowe |
| Senior Associate SID | Bill Franques |
| Associate SID | Will Stafford |
| Associate SID | Jake Terry |
| Associate SID | Clyde Verdin |
| Publications Coordinator | Krystal Bennent Faircloth |
| Graphic Design Coordinator | Hannah Brinks |
| Graphic Design Coordinator | Stephanie Lyles |
| Administrative Secretary | Pam LeBlanc |
| Website | www.LSUsports.net |

### MAILING/OVERNIGHT ADDRESS

LSU Athletics Administration Building
Sports Information, Fifth Floor
Nicholson Drive at North Stadium Drive
Baton Rouge, LA 70803
Phone: (225) 578-1882

### RADIO STATION/NETWORK

LSU Sports Radio Network Flagship
WYPY-FM • 107.3 FM
WBB Play-by-Play: Patrick Wright (25th Season)
Director of Broadcasting: Jim Hawthorne

# 2014-15 Schedule

## NOVEMBER

| DATE (DAY) | OPPONENT | LOCATION | TV/RADIO | TIME |
|---|---|---|---|---|
| **14 (Fri.)** | **Arkansas-Little Rock** | **Maravich Center** | **SEC Network +/107.3 FM** | **11:30 a.m.** |
| **15 (Sat.)** | **Sam Houston State** | **Maravich Center** | **SEC Network +/107.3 FM** | **3:30 p.m.** |
| **17 (Mon.)** | **Jackson State** | **Maravich Center** | **SEC Network +/107.3 FM** | **7 p.m.** |
| **19 (Wed.)** | **Tulane** | **Maravich Center** | **SEC Network +/107.3 FM** | **7 p.m.** |
| **22 (Sat.)** | **Rutgers** | **Maravich Center** | **SEC Network +/107.3 FM** | **2 p.m.** |
| **Hardwood Tournament of Hope • Nov. 25-27** | | | | |
| 25 (Tue.) | vs. Santa Clara | Puerto Vallarta, Mexico | 107.3 FM | 2:30 p.m. |
| 26 (Wed.) | vs. UTEP | Puerto Vallarta, Mexico | 107.3 FM | 2:30 p.m. |
| 27 (Thur.) | vs. Kansas State | Puerto Vallarta, Mexico | 107.3 FM | 5 p.m. |

## DECEMBER

| DATE (DAY) | OPPONENT | LOCATION | TV/RADIO | TIME |
|---|---|---|---|---|
| **3 (Wed.)** | **Louisiana Tech** | **Maravich Center** | **SEC Network/107.3 FM** | **6 p.m.** |
| **14 (Sun.)** | **Southeastern Louisiana** | **Maravich Center** | **SEC Network +/107.3 FM** | **2 p.m.** |
| 16 (Tue.) | at Long Beach State | Long Beach, Calif. | 107.3 FM | 9 p.m. |
| 19 (Fri.) | at UC Santa Barbara | Santa Barbara, Calif. | 107.3 FM | 9:30 p.m. |
| **Miami Holiday Tournament • Dec. 28-29** | | | | |
| 28 (Sun.) | vs. UNC Greensboro | Coral Gables, Fla. | 107.3 FM | 2:30 p.m. |
| 29 (Mon.) | at Miami/vs. Florida A&M | Coral Gables, Fla. | 107.3 FM | 12 or 2:30 p.m. |

## JANUARY

| DATE (DAY) | OPPONENT | LOCATION | TV/RADIO | TIME |
|---|---|---|---|---|
| 2 (Fri.) | at Florida * | Gainesville, Fla. | SEC Network +/107.3 FM | 6 p.m. |
| **4 (Sun.)** | **South Carolina *** | **Maravich Center** | **ESPN2/107.3 FM** | **2 p.m.** |
| **8 (Thur.)** | **Vanderbilt *** | **Maravich Center** | **SEC Network/107.3 FM** | **8 p.m.** |
| 11 (Sun.) | at Texas A&M * | College Station, Texas | ESPNU/107.3 FM | 12 p.m. |
| 15 (Thur.) | at Mississippi State * | Starkville, Miss. | SEC Network +/107.3 FM | 7 p.m. |
| **18 (Sun.)** | **Kentucky *** | **Maravich Center** | **ESPNU/107.3 FM** | **1 p.m.** |
| 22 (Thur.) | at Tennessee * | Knoxville, Tenn. | SEC Network/107.3 FM | 6 p.m. |
| **29 (Thur.)** | **Ole Miss *** | **Maravich Center** | **SEC Network/107.3 FM** | **8 p.m.** |

## FEBRUARY

| DATE (DAY) | OPPONENT | LOCATION | TV/RADIO | TIME |
|---|---|---|---|---|
| **2 (Mon.)** | **Missouri *** | **Maravich Center** | **SEC Network/107.3 FM** | **6 p.m.** |
| 5 (Thur.) | at Auburn * | Auburn, Ala. | FSN/107.3 FM | 6 p.m. |
| **8 (Sun.)** | **Alabama *** | **Maravich Center** | **SEC Network/107.3 FM** | **4 p.m.** |
| 12 (Thur.) | at South Carolina * | Columbia, S.C. | FSN/107.3 FM | 6 p.m. |
| **19 (Thur.)** | **Georgia *** | **Maravich Center** | **SEC Network +/107.3 FM** | **7 p.m.** |
| 22 (Sun.) | at Arkansas * | Fayetteville, Ark. | ESPNU/107.3 FM | 1 p.m. |
| 26 (Thur.) | at Ole Miss * | Oxford, Miss. | SEC Network +/107.3 FM | 6 p.m. |

## MARCH

| DATE (DAY) | OPPONENT | LOCATION | TV/RADIO | TIME |
|---|---|---|---|---|
| 1 (Sun.) | Texas A&M * | Maravich Center | ESPNU or ESPN2/107.3 FM | TBA |
| 4-8 (Wed.-Sun.) | SEC Tournament | North Little Rock, Ark. | 107.3 FM | TBA |
| 20-23 (Fri.-Mon.) | NCAA 1st & 2nd Rounds | Campus Sites | 107.3 FM | TBA |
| 27-30 (Fri.-Mon.) | NCAA Sweet 16 & Elite 8 Rounds | TBD | 107.3 FM | TBA |

## APRIL

| DATE (DAY) | OPPONENT | LOCATION | TV/RADIO | TIME |
|---|---|---|---|---|
| 5 (Sun.) & 7 (Tue.) | NCAA Final Four | Tampa, Fla. | Sun. & Tues. | TBA |

All times are Central and subject to change; Home games are bolded and played at the Maravich Center
* - Denotes Southeastern Conference Game; SECN+ - SEC Network Plus - Online only SEC Network and Watch ESPN apps;

## PROMOTIONAL SCHEDULE

For more information on promotions, visit www.LSUsports.net/promotions.

**GOLD GAME**

**SUNDAY • JANUARY 4**
**SOUTH CAROLINA • 2 P.M.**

**PLAY 4 KAY PINK GAME**

**THURSDAY • FEBRUARY 19**
**GEORGIA • 7 P.M.**

**SENIOR DAY**

**SUNDAY • MARCH 1**
**TEXAS A&M • TBA**

## 2014-15 ROAD HOTELS

**MEXICO • NOV. 23-28**
Rui Resort
Puerto Vallarta, Mexico

**LONG BEACH • DEC. 15-17**
Huntington Beach Hyatt Regency
21500 Pacific Coast Highway
(714) 698-1234

**SANTA BARBARA • DEC. 17-20**
Marriott Courtyard Goleta
401 Storke Road
(805) 968-0500

**MIAMI • DEC. 26-30**
Miami Airport Marriott
1201 NW Le Jeune Road
(305) 649-5000

**GAINESVILLE • DEC. 30-JAN. 2**
Hilton Conference Center Gainesville
1714 SW 34th Street
(352) 371-3600

**TEXAS A&M • JAN. 10-11**
Hilton College Station
801 University Drive East
(979) 693-7500

**MISSISSIPPI STATE • JAN. 14-15**
Hilton Garden Inn Starkville
975 Highway 12 East
(662) 615-9664

**TENNESSEE • JAN. 21-22**
Knoxville Marriott
501 East Hill Avenue
(865) 637-1234

**AUBURN • FEB. 4-5**
The Hotel at Auburn & Dixon Conference Center
241 South College Street
(334) 821-8200

**SOUTH CAROLINA • FEB. 11-12**
The Inn at USC Wyndham Garden
1619 Pendleton Street
(803) 779-7779

**ARKANSAS • FEB. 21-22**
Courtyard Marriott Fayetteville
600 Van Asche Drive
(479) 571-4900

**OLE MISS • FEB. 25-26**
Hampton Inn Conference Center
103 Ed Perry Boulevard
(662) 234-5565

**SEC TOURNAMENT • MARCH 3-8**
Crowne Plaza
201 South Shackleford Road
(501) 223-3000

Hotel list subject to change.

# 2014-15 Roster

## NUMERICAL ROSTER

| NO. | NAME | POS. | HT. | CL.-EXP. | HOMETOWN/PREVIOUS SCHOOL |
|---|---|---|---|---|---|
| 1 | Jenna Deemer | G | 5-7 | Fr.-HS | New Orleans, La. (Ursuline Academy) |
| 3 | Akilah Bethel | G | 6-0 | Jr.-TR | Baltimore, Md. (West Virginia) |
| 4 | Anne Pedersen | G | 6-1 | Jr.-2L | Copenhagen, Denmark (The Rock School - Fla.) |
| 10 | Jasmine Rhodes | G | 5-10 | So.-1L | Mobile, Ala. (Faith Academy) |
| 11 | Raigyne Moncrief | G | 5-10 | So.-1L | Fort Lauderdale, Fla. (American Heritage HS) |
| 13 | Rina Hill | G | 5-7 | So.-1L | Nagoya-Shi, Japan (IMG Academy - Fla.) |
| 20 | Alexis Hyder * | F | 5-11 | Jr.-TR | Austin, Texas (North Texas) |
| 23 | Stephanie Amichia | F | 6-1 | Fr.-HS | Suwanee, Ga. (North Gwinnett HS) |
| 24 | DaShawn Harden | G | 5-9 | Sr.-1L | Olathe, Kan. (Johnson County CC) |
| 31 | Ann Jones | F | 6-3 | Jr.-TR | Jackson, Tenn. (Memphis) |
| 32 | Danielle Ballard | G | 5-9 | Jr.-2L | Memphis, Tenn. (Memphis Central HS) |
| 35 | Alliyah Fareo | C/F | 6-3 | Fr.-HS | Sydney, Australia (New South Wales) |
| 42 | Sheila Boykin | F | 6-2 | Sr.-3L | Los Angeles, Calif. (Long Beach Poly HS) |

## ALPHABETICAL ROSTER

| NO. | NAME | POS. | HT. | CL.-EXP. | HOMETOWN/PREVIOUS SCHOOL |
|---|---|---|---|---|---|
| 23 | Stephanie Amichia | F | 6-1 | Fr.-HS | Suwanee, Ga. (North Gwinnett HS) |
| 32 | Danielle Ballard | G | 5-9 | Jr.-2L | Memphis, Tenn. (Memphis Central HS) |
| 3 | Akilah Bethel | G | 6-0 | Jr.-TR | Baltimore, Md. (West Virginia) |
| 42 | Sheila Boykin | F | 6-2 | Sr.-3L | Los Angeles, Calif. (Long Beach Poly HS) |
| 1 | Jenna Deemer | G | 5-7 | Fr.-HS | New Orleans, La. (Ursuline Academy) |
| 35 | Alliyah Fareo | C/F | 6-3 | Fr.-HS | Sydney, Australia (New South Wales) |
| 24 | DaShawn Harden | G | 5-9 | Sr.-1L | Olathe, Kan. (Johnson County CC) |
| 13 | Rina Hill | G | 5-7 | So.-1L | Nagoya-Shi, Japan (IMG Academy - Fla.) |
| 20 | Alexis Hyder * | F | 5-11 | Jr.-TR | Austin, Texas (North Texas) |
| 31 | Ann Jones | F | 6-3 | Jr.-TR | Jackson, Tenn. (Memphis) |
| 11 | Raigyne Moncrief | G | 5-10 | So.-1L | Fort Lauderdale, Fla. (American Heritage HS) |
| 4 | Anne Pedersen | G | 6-1 | Jr.-2L | Copenhagen, Denmark (The Rock School - Fla.) |
| 10 | Jasmine Rhodes | G | 5-10 | So.-1L | Mobile, Ala. (Faith Academy) |

* will sit out 2013-14 season (NCAA transfer rules)

## COACHING STAFF

Head Coach: Nikki Caldwell (fourth season at LSU, sixth overall; Tennessee, 1994)
Assistant Coach: Tasha Butts (fourth season; Tennessee, 2004)
Assistant Coach: Tony Perotti (fourth season; Tennessee, 1999)
Director of Basketball Operations: Jon Silver (fourth season; UCLA, 2009)
Director of Video Operations: Michael Scruggs (third season; Tennessee, 2008)
Athletics Trainer: Micki Collins (14th season; Nebraska, 2000)
Strength & Conditioning Coordinator: Melissa Seal (ninth season; Southern Miss, 2000)

## PRONUNCIATION GUIDE

| | |
|---|---|
| AKILAH BETHEL | ah-KEY-lah BETH-ul |
| ALLIYAH FAREO | ah-LEE-ah FAR-e-o |
| Stephanie AMICHIA | ah-MEE-chee-a |
| DANIELLE Ballard | dan-YELL |
| DASHAWN Harden | Day-shawn |
| Jenna DEEMER | DEE-mer |
| Alexis HYDER | HIGH-der |
| Anne PEDERSEN | PEE-dur-suhn |
| RAIGYNE MONCRIEF | RAY-jean MAHN-creef |
| RINA Hill | REE-nuh |
| Tony PEROTTI | puh-row-TEE |

**2014-15 LSU LADY TIGERS** • L-to-R: Alexis Hyder, Danielle Ballard, Jenna Deemer, Raigyne Moncrief, Anne Pedersen, Ann Jones, Akilah Bethel, Rina Hill, Jasmine Rhodes, Sheila Boykin, Alliyah Fareo, DaShawn Harden and Stephanie Amichia.

# 2014-15 Outlook

Team cohesion, great leadership and a relentless desire to never quit are three of the tools that Nikki Caldwell has used to rebuild the LSU women's basketball program over her first three seasons.

The Lady Tigers have collected three 20-win seasons and three NCAA Tournament appearances highlighted by back-to-back NCAA Sweet 16 trip. LSU also has secured 13 victories over Top 25 competition during its first three seasons under Caldwell.

"It's exciting to start up my fourth year at LSU," Caldwell said. "We've had a lot of growth and success during my first three years. One of the things that we adopted over the summer was how we could be better than we were last year. We trained harder, we came together more as a team and we did the unthinkable when training with the Marines. We have a great nucleus that is returning. With the addition of the newcomers, we expect nothing but greatness from our team this year."

As the fourth year of the Caldwell era begins, LSU looks to continue its move upward and reach its ultimate goal of cutting down nets whether it's competing for a SEC championship or for a NCAA championship by returning to the game's biggest stage at the 2015 NCAA Final Four in Tampa, Florida.

A group of well-seasoned veterans and talented newcomers give the Lady Tigers all the necessary tools to play an exciting brand of up-tempo style of basketball sprinkled in full-court pressure defense.

LSU will rely on its attention to detail, attention to discipline and an all for one mentality adopted through its offseason training with the Marines to have another successful season.

## RETURNERS

The Lady Tigers return three players who started the majority of the games a season ago in Danielle Ballard, DaShawn Harden and Raigyne Moncrief.

Ballard is looking to build on a NCAA Tournament for the ages where she averaged 23.3 points and 14.0 rebounds per game. Her three straight double-doubles was a LSU first since former All-American Sylvia Fowles accomplished the feat. Ballard enters her junior season 170 points away from reaching 1,000 and 74 rebounds shy of reaching 500 for her career.

Moncrief is hungry to return to the hardwood after she suffered a knee injury during LSU's victory over Georgia Tech in the NCAA Tournament First Round. She was an All-SEC Freshman Team pick after she produced 10.1 points and 1.8 steals per game. Moncrief was the Barclays Invitational MVP after she racked up a season's best 27 points to fuel LSU past Rutgers.

Harden broke into the starting lineup in seven of LSU's final eight games last season. She scored close to 10 points per game as a starter which included 17 points against Georgia Tech followed by a 12-point effort versus West Virginia in the NCAA Tournament. Harden also played a major role with 17 points during LSU's 80-77 win over Tennessee.

LSU also has a quartet of returners in Sheila Boykin, Rina Hill, Anne Pedersen and Jasmine Rhodes who saw significant action last season for the Lady Tigers.

Boykin brings experience to LSU's frontcourt with her 82 career appearances and has fully recovered from Gullian-Barre syndrome which sidelined her at the end of the 2012-13 season. She earned LSU's Eye of the Tiger award which goes annually to the student-athlete who overcomes adversity. Boykin will once again be a valuable member of LSU's post rotation.

Hill is poised to take over the reigns at the point guard position after she made 26 of her 34 appearances off the bench for the Lady Tigers last season. She went to great measures to learn the new pieces to the offense during the offseason. She notched eight points and two assists – all in the second half – during LSU's comeback win over West Virginia in the NCAAs.

Pedersen has proved her worth over her first two seasons in multiple roles for LSU. She can be a scorer, a distributer and a tough defender. Pedersen registered a career-high 13 points and nailed a trio of three-pointers as LSU drained a school record 13 triples at Missouri.

Rhodes stepped up her play in pressure situations as she picked up 6.3 points and 5.0 rebounds per game in LSU's three NCAA Tournament games. She came away with 11 points and six rebounds versus West Virginia and made her only start at Louisville where she added eight points and eight rebounds in the NCAA Sweet 16.

### Returning Starters (2)

| ## | NAME | GP-GS | MIN/AVG | FG-FGA | PCT | FG-FGA | PCT | FT-FTA | PCT | OFF-DEF-TOT | AVG | PF-FO | AST | TO | BLK | STL | PTS/AVG |
|---|---|---|---|---|---|---|---|---|---|---|---|---|---|---|---|---|---|
| 32 | Danielle Ballard | 30-26 | 833/27.8 | 188-322 | .398 | 0-8 | .000 | 64-85 | .753 | 82-124-206 | 6.9 | 65-2 | 87 | 87 | 6 | 42 | 320/10.7 |
| 11 | Raigyne Moncrief | 31-27 | 703/22.7 | 111-260 | .427 | 0-4 | .000 | 90-128 | .703 | 47-94-141 | 4.5 | 87-4 | 64 | 74 | 12 | 56 | 312/10.1 |

### Other Returning Letterwinners (5)

| ## | NAME | GP-GS | MIN/AVG | FG-FGA | PCT | FG-FGA | PCT | FT-FTA | PCT | OFF-DEF-TOT | AVG | PF-FO | AST | TO | BLK | STL | PTS/AVG |
|---|---|---|---|---|---|---|---|---|---|---|---|---|---|---|---|---|---|
| 24 | DaShawn Harden | 33-10 | 735/22.3 | 82-248 | .331 | 33-106 | .311 | 40-53 | .755 | 31-47-78 | 2.4 | 63-1 | 43 | 52 | 4 | 53 | 237/7.2 |
| 13 | Rina Hill | 34-8 | 512/15.1 | 40-87 | .460 | 1-6 | .167 | 29-41 | .707 | 8-25-33 | 1.0 | 70-3 | 38 | 53 | 1 | 13 | 110/3.2 |
| 10 | Jasmine Rhodes | 32-1 | 298/9.3 | 30-72 | .417 | 1-4 | .250 | 32-51 | .627 | 28-38-66 | 2.1 | 27-0 | 5 | 27 | 1 | 19 | 93/2.9 |
| 4 | Anne Pedersen | 34-0 | 479/14.1 | 30-84 | .357 | 6-23 | .261 | 13-18 | .722 | 20-30-50 | 1.5 | 39-0 | 18 | 36 | 2 | 3 | 79/2.3 |
| 42 | Sheila Boykin | 34-13 | 484/14.2 | 25-59 | .424 | 0-0 | .000 | 5-12 | .417 | 35-42-77 | 2.3 | 54-0 | 17 | 31 | 7 | 13 | 55/1.6 |

### Letterwinners Lost (4)

| ## | NAME | GP-GS | MIN/AVG | FG-FGA | PCT | FG-FGA | PCT | FT-FTA | PCT | OFF-DEF-TOT | AVG | PF-FO | AST | TO | BLK | STL | PTS/AVG |
|---|---|---|---|---|---|---|---|---|---|---|---|---|---|---|---|---|---|
| 55 | Theresa Plaisance | 34-30 | 1003/29.5 | 188-443 | .424 | 24-69 | .348 | 120-163 | .736 | 97-171-269 | 7.9 | 81-2 | 28 | 82 | 46 | 34 | 520/15.3 |
| 5 | Jeanne Kenney | 33-30 | 915/27.7 | 114-281 | .406 | 71-181 | .392 | 75-82 | .915 | 2-122-124 | 3.8 | 86-2 | 115 | 93 | 1 | 34 | 374/11.3 |
| 21 | Shanece McKinney | 34-25 | 710/20.9 | 102-176 | .580 | 0-0 | .000 | 50-79 | .633 | 88-70-158 | 4.6 | 80-2 | 9 | 23 | 56 | 12 | 254/7.5 |
| 1 | Derreyal Youngblood | 21-0 | 128/6.1 | 10-25 | .400 | 0-0 | .000 | 5-11 | .455 | 17-12-29 | 1.4 | 35-0 | 2 | 12 | 2 | 2 | 25/1.2 |

**NEWCOMERS**

The LSU coaching staff brought in another talented recruiting class, and each player is working hard in practice to make an instant impact for the Lady Tigers.

The quintet consists of a pair of ESPN.com three-star recruits in Stephanie Amichia and Jenna Deemer along with Alliyah Fareo who has extensive club and international experience from Australia. Akilah Bethel and Ann Jones are eligible after they had to sit out last season due to NCAA transfer rules.

Deemer, a New Orleans product, is an athletic floor leader with a scorer's mentality. She picked up a trio of Class 4A All-State selections. She scored She scored 1,715 career points and averaged over 20 points per game for Ursuline Academy.

Amichia brings a physical interior game and competes hard on the glass with a college ready frame out. She excels in an up-tempo style and brings a winners mentality where she helped North Gwinnett High School to a Georgia Class 6A runner-up finish and a pair of Class 6A Final Fours.

Fareo, a southpaw post player from Australia, secured a gold medal at the 2013 FIBA U19 Pacific Championships followed by a silver medal at the 2014 Australia Junior Championships. She is a versatile offensive threat not only on the interior but can hit the midrange jumper.

Bethel is a multi-threat guard who can use her size and strength to create her own shot. She strives with the ball in her hands and possesses a strong face-up game. In her two seasons at West Virginia, Bethel played a valuable role off the bench but has the talent to break into LSU's starting five.

Jones is a solid forward who has a physical presence in the interior and a knack for finding the basketball. She has a scorer's mentality when called upon and was a two-time Conference USA Freshman of the Week at Memphis.

Alexis Hyder, an All Sun Belt performer, will have two years of eligibility remaining starting in 2015-16 after transferring to the Lady Tigers from North Texas.

Schedule

After facing off versus the nation's toughest schedule in 2013-14, the Lady Tigers once again will face off against the nation's elite in the nation's hardest conference.

LSU opens the season with five straight home games over a nine-day stretch. The Lady Tigers square off with Arkansas-Little Rock (Nov. 14), Sam Houston State (Nov. 15), Jackson State (Nov. 17), Tulane (Nov. 19) and Rutgers (Nov. 22). LSU picked up a 69-65 victory over Rutgers behind Raigyne Moncrief's season-high 27 points at last season's Barclays Invitational.

The Lady Tigers hit the road for the first time in 2014-15 and travel to the Hardwood Tournament of Hope held on Nov. 25-27 in Puerto Vallarta, Mexico. The three-day tournament features Kansas State, Santa Clara and UTEP.

LSU welcomes in-state foes Louisiana Tech (Dec. 3) and Southeastern Louisiana (Dec. 14) to the Maravich Center before road matchups with Long Beach State (Dec. 16) and UC Santa Barbara (Dec. 19).

The California road swing will allow senior Sheila Boykin to play in her home state.

The Lady Tigers wrap up nonconference action at the Miami Holiday Tournament where LSU faces off against UNC Greensboro (Dec. 28) and will either meet host Miami or Florida A&M (Dec. 29) on the second day of the event.

LSU's 16-game SEC slate has home-and-home series against defending SEC champion South Carolina (Jan. 4 – Home; Feb. 12 – Away) along with NCAA Elite 8 qualifier Texas A&M (Jan. 11 – Away; March 1 – Home) and Ole Miss (Jan. 29 – Home; Feb. 26 – Away).

With the remaining 10 teams, the Lady Tigers have home meetings with Vanderbilt (Jan. 8), Kentucky (Jan. 18), Missouri (Feb. 2), Alabama (Feb. 8) and Georgia (Feb. 19) in addition to road matchups versus Mississippi State (Jan. 15), Tennessee (Jan. 22), Auburn (Feb. 5) and Arkansas (Feb. 22).

The 2015 SEC Women's Basketball Tournament returns to Verizon Arena and North Little Rock, Arkansas for the first time since the 2008-09 season and the site where LSU won the 2003 SEC Tournament.

Raigyne Moncrief and DaShawn Harden film an on-court demo with Carolyn Peck and Kara Lawson for the SEC Network as part of SEC Tipoff '15.

# National SPOTLIGHT

Over the past nine seasons, LSU has emerged as one of the most popular school's in today's media spotlight. Under the direction of coach Nikki Caldwell, media publicity for the Lady Tigers has soared to even further heights. LSU games are rountinely televised to national audiences whether it's on ESPN, ESPN2, ESPNU or the newly created SEC Network.

In addition, the Lady Tigers have been featured in several national publications and the focal point of several national sporting websites, including ESPN.com, the New York Times, USA Today, ESPN the Magazine, Sports Illustrated for Kids and SLAM Magazine. Following the Lady Tigers' upset of No. 7 West Virginia during the 2014 NCAA Tournament, LSU drew national headlines on ESPN.com and NCAAsports.com.

Head coach Nikki Caldwell speaks to Nell Fortner of ESPN during the 2014 NCAA Tournament.

# On the Tube

ESPNHD ESPN2HD ESPN3.com

### 2003-04

| | | |
|---|---|---|
| at Georgia | ESPN2 | L, 80-74 |
| Austin Peay | ESPN2 | W, 83-66 |
| Maryland | ESPN | W, 76-61 |
| vs. Texas | ESPN | W, 71-55 |
| vs. Georgia | ESPN | W, 62-60 |
| vs. Tennessee | ESPN | L, 52-50 |

### 2004-05

| | | |
|---|---|---|
| vs. Baylor | ESPN2 | W, 71-70 |
| at Minnesota | ESPN2 | W, 75-67 |
| Georgia | CBS | W, 76-52 |
| Tennessee | ESPN2 | W, 68-58 |
| vs. Tennessee | ESPN2 | L, 67-65 |
| vs. Stetson | ESPN | W, 70-36 |
| vs. Arizona | ESPN2 | W, 76-43 |
| vs. Liberty | ESPN | W, 90-48 |
| vs. Duke | ESPN | W, 59-49 |
| vs. Baylor | ESPN | L, 68-57 |

### 2005-06

| | | |
|---|---|---|
| at Texas Tech | ESPN2 | W, 76-68 |
| at Ohio State | ESPN2 | W, 64-48 |
| Minnesota | CBS | W, 66-45 |
| at Connecticut | ESPN2 | L, 51-48 |
| Baylor | ESPN2 | W, 88-57 |
| at Tennessee | ESPN2 | W, 72-69 |
| Georgia | ESPN2 | W, 68-61 |
| vs. Tennessee | ESPN2 | L, 63-62 |
| vs. Florida Atlantic | ESPN2 | W, 72-48 |
| vs. Washington | ESPN2 | W, 72-48 |
| vs. DePaul | ESPN | W, 66-56 |
| vs. Stanford | ESPN | W, 62-59 |
| vs. Duke | ESPN | L, 64-45 |

### 2006-07

| | | |
|---|---|---|
| Connecticut | ESPN2 | L, 72-71 |
| Tennessee | ESPN2 | L, 56-51 |
| vs. Vanderbilt | ESPN2 | L, 51-45 |
| vs. UNC Ashville | ESPN2 | W, 77-39 |
| vs. West Virginia | ESPN2 | W, 49-43 |
| vs. Florida State | ESPN2 | W, 55-43 |
| vs. Connecticut | ESPN | W, 73-50 |
| vs. Rutgers | ESPN | L, 59-35 |

### 2007-08

| | | |
|---|---|---|
| at Rutgers | ESPN2 | L, 45-43 |
| Georgia | ESPN2 | W, 63-57 |
| Connecticut | ESPN2 | L, 74-69 |
| vs. Tennessee | ESPN2 | L, 61-55 |
| Jackson State | ESPN2 | W, 66-32 |
| Marist | ESPN2 | W, 68-49 |
| vs. Oklahoma State | ESPN | W, 67-52 |
| vs. North Carolina | ESPN | W, 56-50 |
| vs. Tennessee | ESPN | L, 47-46 |

### 2008-09

| | | |
|---|---|---|
| Notre Dame | ESPN2 | L, 63-52 |
| at Connecticut | CBS | L, 76-63 |
| Green Bay | ESPN2 | W, 69-59 |
| Louisville | ESPN2 | L, 62-52 |

### 2009-10

| | | |
|---|---|---|
| at South Carolina | ESPNU | W, 70-58 |
| Tennessee | ESPNU | L, 55-43 |
| at Tennessee | ESPN2 | L, 70-61 |
| vs. Hartford | ESPN2 | W, 60-39 |
| at Duke | ESPN2 | L, 60-52 |

### 2010-11

| | | |
|---|---|---|
| Georgia | ESPN2 | W, 47-41 |
| at Kentucky | ESPNU | L, 49-47 |
| at Tennessee | ESPNU | L, 80-60 |

### 2011-12

| | | |
|---|---|---|
| at Georgia | ESPN2 | L, 62-46 |
| vs. Kentucky | ESPNU | W, 72-61 |
| vs. Tennessee | ESPN2 | L, 70-58 |
| San Diego State | ESPN2 | W, 64-56 |
| Penn State | ESPN2 | L, 90-80 |

### 2012-13

| | | |
|---|---|---|
| Texas A&M | ESPN2 | L, 74-57 |
| Georgia | ESPNU | W, 62-54 |
| Green Bay | ESPN2 | W, 75-71 |
| Penn State | ESPN2 | W, 71-66 |
| vs. California | ESPN2 | L, 73-63 |

### 2013-14

| | | |
|---|---|---|
| Florida | ESPNU | W, 82-68 |
| South Carolina | ESPN2 | L, 73-57 |
| Georgia Tech | ESPN2 | W, 98-78 |
| West Virginia | ESPN2 | W, 76-67 |
| at Louisville | ESPN2 | L, 73-47 |

Since its first Final Four season of 2004, the Lady Tigers have been televised to a national audience on the ESPN Family of Networks 71 times. In total, LSU has had 211 games televised since 2004. LSU will experience expanded televison coverage starting with the 2014-15 season with the creation of the SEC Network. The Lady Tigers will have all but seven of their regular season televised in 2014-15.

**Danielle Ballard, Shanece McKinney and Theresa Plaisance speak to the ESPN NCAA Tournament crew featuring Holly Rowe prior to the 2014 NCAA Tournament regional semifinal in Louisville.**

# Spain Summer Tour

**The Lady Tigers had the privilege of taking an overseas foreign tour to Spain in August 2013. LSU played four games throughout the country while taking in the sights and learning a new culture.**

# Barcelona • Alicante • Madrid

# Final Four
## LEGACY

***LSU Lady Tiger Basketball and Final Fours are synonymous. LSU has a proud tradition of Final Four teams that began a historic streak in 2004. From Hall of Famer Sue Gunter to the players who have donned a Lady Tiger jersey since that season, Final Four basketball at LSU is a legacy that carries on and the pinnacle to which every player aspires to reach.***

### 2008

The Drive for Five ended in Tampa as first-year LSU head coach Van Chancellor reached the Final Four. LSU became only the second program in NCAA Division I history to advance to five straight Final Fours, doing so behind the play of All-American and SEC Player of the Year Sylvia Fowles. The Lady Tigers edged No. 2 North Carolina in the New Orleans Regional Final.

# 2007

Under associate head coach Bob Starkey, LSU overcame a late season adversity and hoisted a fourth Final Four trophy by winning the Fresno Regional over top-seeded Connecticut. State Farm All-American Sylvia Fowles shattered the LSU record books for blocked shots and rebounds.

# 2006

Seimone Augustus leaves a magnificent legacy as the most decorated player in school history. The 2006 National Player of the Year guided the Lady Tigers to a third straight Final Four with a 31-4 record, another Southeastern Conference championship and a victory over Stanford in the regional final. The trip to Boston culminated a year of record-breaking attendances for LSU.

# 2005

33-3 overall. 27-1 regular season. 14-0 perfect SEC regular season. It was unchartered territory for an LSU program in the national spotlight. In one of the most dominating seasons in school history, the Lady Tigers made it back-to-back Final Four appearances after topping Duke in the regional final. Seimone Augustus became the school's first National Player of the Year.

# 2004

When LSU began its run in the 2004 NCAA Tournament, it was the culmination of a season of destiny that ended in New Orleans. Legendary coach Sue Gunter had to miss the final 20 games due to illness, but the Lady Tigers fought on. LSU reached the program's first Final Four behind sophomore All-American Seimone Augustus and point guard Temeka Johnson as the Lady Tigers defeated Georgia in the regional final.

# Championship
## BASKETBALL

***Final Fours***
2004 • 2005 • 2006 • 2007 • 2008

***SEC Champions***
2005 • 2006 • 2008

***SEC Tournament Champions***
1991 • 2003

# The Trophy Case

***National Coach of the Year***
***Pokey Chatman - 2004 • 2005***

***National Player of the Year***
***Seimone Augustus - 2005 • 2006***

***National Point Guard of the Year***
***Temeka Johnson - 2005***

***Lieberman Award***
Temeka Johnson 2005

***State Farm Wade Trophy***
Seimone Augustus 2005 • 2006

***Naismith Award***
Seimone Augustus 2005 • 2006

***Associated Press***
Seimone Augustus 2005 • 2006

***Wooden Award***
Seimone Augustus 2005 • 2006

***Honda Award***
Seimone Augustus 2005 • 2006

***USBWA Player Award***
Seimone Augustus 2005

***Senior C.L.A.S.S. Award***
Seimone Augustus 2006

***Black Coaches Association***
Pokey Chatman 2004 • 2005

***Russell Athletic/WBCA***
Pokey Chatman 2005

***Naismith Award***
Pokey Chatman 2005

***Victor Award***
Pokey Chatman 2005

***USBWA Coach Award***
Pokey Chatman 2005

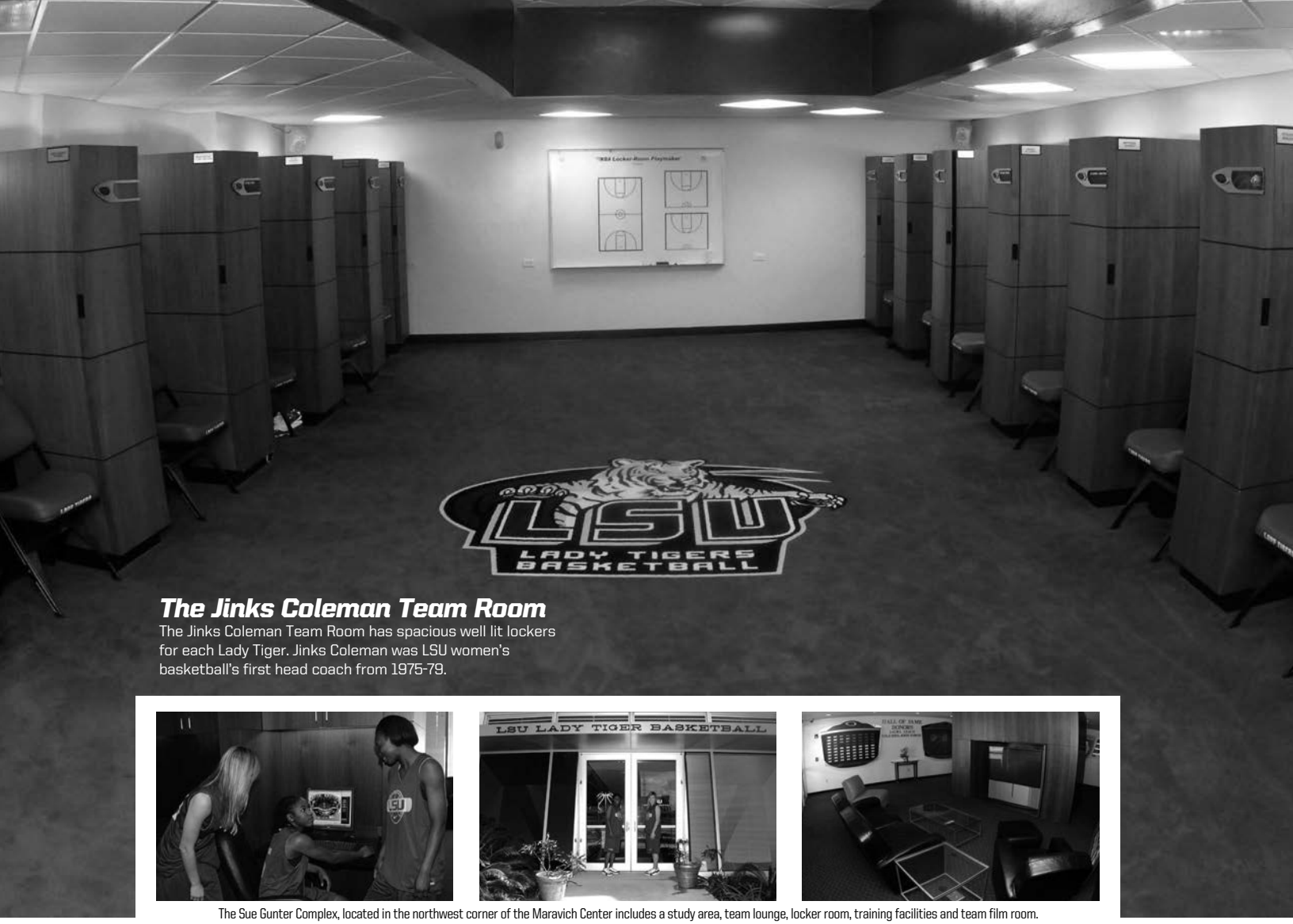


***The Jinks Coleman Team Room***

The Jinks Coleman Team Room has spacious well lit lockers for each Lady Tiger. Jinks Coleman was LSU women's basketball's first head coach from 1975-79.








The Sue Gunter Complex, located in the northwest corner of the Maravich Center includes a study area, team lounge, locker room, training facilities and team film room.

# Sue Gunter COMPLEX

The Sue Gunter LSU Women's Basketball Complex ranks among the finest in college basketball. The project was completed prior to the start of the 2003-04 season, although it is constantly being modified.

The spacious Jinks Coleman Team Room is the focal point of the complex with customized carpeting and player lockers. A new squad room with a large projection screen for viewing scouting video, and practice and game film, and a lounge are also features of the complex.

The Sue Gunter Complex, located just up the ramp in the Maravich Center, includes a big screen television, a computer station, and a lounge for student-athletes to study and visit before and after practice and games.

The LSU Women's Basketball Complex, which cost over $500,000, was paid for by the Tiger Athletic Foundation, the LSU Athletic Department and the Women's Basketball Fast Break Club. Future plans call for an expansion of the complex with larger locker space and meeting rooms.

Mr. and Mrs. John Hawie and Laura Leach head the list of Hall of Fame donors.

GO ONLINE: **LSUsports.net/360**

## Elite Company

Large displays commemorate LSU's five straight Final Four appearances in 2004, 2005, 2006, 2007 and 2008.

## Sue Gunter

A display of Hall of Fame Coach Sue Gunter sits on the Maravich Center concourse. Gunter, enshrined in the Naismith and Women's Basketball Halls of Fame, led the Lady Tigers to 442 victories in 22 years.



## Under Construction

The entire Sue Gunter Locker Room complex is currently under construction and is scheduled to be completed in January 2015. The Lady Tigers will have a new state of the art locker room, team lounge, film room and training room.

## Lady Tigers Graduates

Every Lady Tiger player to graduate, including Seimone Augustus, is enshrined in the hallway of the LSU Women's Basketball Complex.

## Wall of Champions

LSU's former players in the WNBA are among the many displays that don the Wall of Champions in the complex.

## Custom Lockers

Each locker is made of African mohagany wood and features a vanity and make-up lights as well as plenty of room for equipment.

The new $13.9 million LSU Basketball Practice Facility officially opened its doors on Sept. 23, 2010, culminating years of vision, planning and a groundbreaking that occurred in the summer of 2008. One of the finest facilities of its kind in the nation, the building is attached to the north side of the Pete Maravich Assembly Center and provides the Lady Tigers with state-of-the-art features.

# Practice FACILITY

The LSU Basketball Practice Facility was designed by Guy Hopkins Construction of Baton Rouge based on the designs by the firm of Tom Holden Architects of Baton Rouge in a joint venture with RDG Sports of Des Moines, Iowa.

Both the men's and women's teams benefit with beautiful separate full-sized practice gymnasiums. Each has two portable goals and four overhead retractable goals, both are exact replicas of the PMAC competition court. Each gym features a scoreboard, a video filming balcony and a scorer's table with video and data connection. Each gym spans 11,324 square feet and

GO ONLINE: **LSUsports.net/360**

# Practice Courts

### *Training Space*

The new practice facility features two 11,324 square foot fully functional gymnasiums. One of the largest practice areas in the nation, Lady Tiger players can work on their game whenever they want to. Five NCAA Final Four banners hang on the walls of the state-of-the-art facility.

### *Atrium*

Legends of the past, Final Fours, championships and great moments in LSU Basketball history are recognized in the two-story grand atrium of the practice facility.

### *Legends Club*

The Legends Club of the LSU Basketball Practice Facility includes more than 2,700 square feet of prefunction area that opens to the north side of the upper concourse of the Maravich Center. The meeting space can comfortably accommodate over 500 people.

includes a regulation NCAA court in length with two regulation high school courts in the opposition direction.

"What this building symbolizes to me is excellence and the striving for excellence," said LSU Vice Chancellor and Director of Athletics Joe Alleva. "This building gives our coaches the opportunity to acquire the talent that we need to win and compete for championships, and that is what we are all about here. Striving for excellence and competing for championships."

The building also includes a central two-story lobby and staircase that ascends to the second level that has a room that can hold approximately 500 people for pre-game and post-game functions that leads into the Maravich Center concourse. The lobby showcases team displays and graphics, trophy cases and memorabilia from the past. The displays and wall graphics were designed by ZE Design of Centerville, Ohio.

The total project area covered 58,960 square feet of new construction and 1,100 square feet of renovated construction. In September 2011, a 900-pound bronze statue of LSU legend Shaquille O'Neal was unveiled in front of the facility greeting visitors and Tiger fans.

Former Lady Tiger point guard and 2009 WNBA champion Temeka Johnson was on hand for the ribbon cutting ceremony.

"When I was here we had to share the facilities with volleyball, men's basketball, and if there was any event in the PMAC we had to share it with them too," she said. "This allows you to come in on your own time. They don't have to go in and practice with anybody. There are enough courts on the side where you can have your own goal and participate whenever you want. I think it's great."

"I talked to them about taking in the atmosphere, feeling the energy that's in this building with the fans and making sure that they understand that this game is going to be won. It's going to be won because it may not show up in the stat sheet. It's not going to be won in a quiet way, but it's going to be won in a ferocious way."

- LSU head coach Nikki Caldwell following LSU's 2014 Sweet 16 win

# Maravich CENTER

## Home Dominance

It has proven to be a difficult task for opposing teams to win in the Maravich Center. Since the 1996-97 season, the Lady Tigers have posted a remarkable home record of 240-41 (.854), an average of 14 victories per year.

In conference games, the Lady Tigers are 98-26 (.790) at home over the past 17 years inside the friendly confines of the Maravich Center.

GO ONLINE: **LSUsports.net/360**

## *By the Numbers*

**184-17**
LSU's home record vs. unranked teams the last 17 seasons.

**14**
of the Lady Tigers' top 15 home crowds have come since the 2002-03 season.

**15,233**
fans who watched No. 1 LSU defeat No. 5 Tennessee on Feb. 10, 2005, a Maravich Center record crowd.

**70-19**
LSU's SEC record at home the past 12 seasons.

**4**
Undefeated seasons in the Maravich Center

**430-115**
LSU's all-time record in the PMAC

**18-3**
LSU's record in NCAA Tournament games at the PMAC

## Arena Facts

### 11.5 Million
Original cost of building – $11.5 million; one of the most visible structures on campus.

### NCAAs
Site of two NCAA Regional Basketball Tournaments: 1976, 1986

### NITs
Site of five NIT events: 1982, 1983, 1987, 1989, 2002

### 2008, 2009, 2012, 2013, 2014
Site of NCAA Women's Basketball First and Second Rounds in 2008, 2009, 2012, 2013 and 2014.

### East to West
East-to-West, you can put a football field and still have almost 33 yards of space left.

### North to South
North-to-South, you can put another gridiron and have about 13 yards extra.

### 3,113,380
There are over one-fifth of a million square feet enclosed and over one-quarter of a million square feet throughout for a total of 3,113,380 cubic feet.

### 1,750
A total of 1,750 tons of air conditioning keeps the interior at year-round comfort.

### 13,215
Seats 13,215 spectators after $5 million renovation to concourse and seating areas.

### *Concourse*
The newly renovated Maravich Center concourse features four interactive quadrants: Pete Maravich Pass, Walk of Champions, Heroes Hall and Midway of Memories. Each quadrant includes kiosks with photos of great moments, great athletes and memories of the four sports, women's basketball, men's basketball, volleyball and gymnastics, all which compete in the Maravich Center.

# Athletic TRAINING

### Nutrition First

LSU is one of the few schools nationally who maintain a state-of-the-art nutritional program for today's student-athlete. LSU athletic trainers also meet one-on-one with student-athletes to give them expert nutritional information. Adrienne Webb (above) gets treatment from Athletic Trainer Micki Collins.

LSU boasts the largest and most complete athletic training facilities in all of collegiate athletics with both the Operations Center and the Broussard Center for Athletic Training in Tiger Stadium. Both are furnished with the latest in technology and equipment. The Operations Center training room features a full view of the practice fields, two hot/cold jacuzzis and an underwater treadmill. The Broussard Center includes an on-site x-ray room, an in-house pharmacy and a hydrotherapy pool. It is also one of the few collegiate training centers with a full-service pharmacy, vision center and dental center.

### Hydrotherapy Treatment

An integral part of rehabbing and developing LSU student-athletes is the operations center's hot/cold jacuzzis and an underwater treadmill in a fully equipped Hydrotherapy room. The Broussard training center boasts the largest hydrotherapy pool in both collegiate and professional sports.

### Broussard Athletic Training Center

The two story, 22,000 square foot facility contains 20 treatment tables with the newest forms of modalities available, 14 taping stations, a 1,600 square foot rehabilitation area which contains the latest rehabilitation equipment including the Cybex Norm, Woodway treadmills and Body Master select rise equipment. LSU's multi-million dollar athletic training facility is named in honor of Dr. Martin J. Broussard (left), the legendary athletic trainer whose career spanned over 40 years at LSU.

GO ONLINE: **LSUsports.net/athletictraining** **LSUsports.net/360**

# Road To Recovery

LSU is one of the top schools in the nation to get its student-athletes back on the field in a timely manner following an injury. The athletic training staff takes a progressive approach to injury identification and thinks "outside of the box." LSU consults with allied health professionals and uses state-of-the-art surgical procedures that give an athlete a quicker recovery time while looking out for his or her future.

## Dental Center

A fully functional dental center, staffed by Dr. Robin Levy and Dr. John Vance, is located inside the Broussard Center for Athletic Training.

## Rehabilitation

LSU's Broussard Center for Athletic Training boasts some of the most technologically advanced equipment to aid the recuperation and rehabilitation of LSU's student-athletes.

## Real-Time X-Rays

A state-of-the-art fluoroscope was added in the summer of 2008 that will provide LSU athletic trainers the opportunity to take x-rays on site in the Operations Center. The machine can provide real-time images of the internal structures of a patient.

***"Micki Collins wasn't just a trainer during my tenure at LSU. She became a member of my family for the care she gave me and all of my teammates. In all of my basketball travels, I've never had a trainer that goes the extra mile like Micki."***

***Temeka Johnson***
LSU All-Time Assists Leader &
2005 WNBA Rookie of the Year

## Vision Center

Dr. Don Peavy and Dr. Russell Saloom conduct eye exams for LSU student-athletes in a convenient location in the Broussard Center for Athletic Training.

## Pharmacy

The LSU Athletic Training Pharmacy is the only one of its kind in college athletics. Staffed by pharmacists Kevin Denoux and Caroline Lancon, the LSU Athletic Training Pharmacy provides the Tigers with first-class service in a convenient location.

Measuring 10,000-square feet, LSU boasts one of the finest strength and conditioning facilities in the nation. Originally built in 1997, LSU's North Stadium Weight Room underwent a renovation in 2008 that updated flooring and redesigned the layout to provide more functional flow.

# Strength & CONDITIONING

Melissa Seal (above left), women's basketball strength and conditioning coordinator, provides players with one of the most unique training programs in the nation. Seal's plan is specifically geared to the development of basketball players and not only focuses on weight training but speed training, flexibility training, vertical jumping and conditioning as well. It is not uncommon to see the Lady Tigers on the track running resistance sprints with parachutes and bungee cords while also weaving through cones and ladders. The offseason program annually makes LSU one of the fittest and conditioned programs in the nation.

## Amenities

- 28 multi-purpose power stations
- 36 assorted selectorized machines
- 10 dumbbell stations with 2 sets of 5-180 pound free weights
- Custom made equipment by Body Masters and Eleiko
- 2 Woodway treadmills
- 4 Life Fitness stationary bikes
- Elliptical cross trainers, steppers and a stepmill

GO ONLINE: **LSUsports.net/360**

"The process of winning championships begins by how hard you work in the offseason. We will make it a priority to be the best conditioned team in America."

**Nikki Caldwell**
**LSU Head Coach**

"Melissa has taken the program to another level. She is more than just a strength and conditioning coach. She has developed our quickness, explosiveness and verticals. She uses the most modern techniques to make the team better in all areas."

**Sylvia Fowles**
**Former SEC Player of the Year**
**and WNBA All-Star MVP**

"We have a jumping program that trains them to jump better and higher, but also teach them how to land correctly and prevent injuries. That is something we have been fortunate with. Some teams can be plagued with a lot of ligament tears, but we do everything we can to prevent those type of problems."

**Melissa Seal**
**Strength & Conditioning Coordinator**

# Campus LIFE

Location: Baton Rouge, La.
Founded: January 2, 1860
Enrollment: 28,985
Major Fields for Bachelor's Degrees: 72
Major Fields for Master's Degrees: 76
Major Fields for Doctoral Degrees: 54

LSU's Memorial Tower (top main photo) was one of the first structures completed on the present campus and sits east of the quadrangle (above, left). It represents the University as a memorial to those who gave their lives during World War I. Although it currently houses the LSU Anglo-American Art Museum, plans are in process to return Memorial Tower to a military museum as originally intended. The University lakes (above, right) on the LSU campus give various recreational options.

Louisiana State University and Agricultural & Mechanical College has, throughout its 148-year history, served the people of Louisiana, the region, the nation, and the world. LSU is creating a revolution, one of pervasive change and advancement. For the past seven years, the focus of the LSU community has been an increased commitment to excellence. Our progress has been dramatic and shows no sign of stopping.

Having witnessed many of yesterday's possibilities become today's tangible realities, the LSU community set forth to capitalize on its success. The goal was to improve our standing as a nationally competitive flagship university. Following intense discussions among the LSU Board of Supervisors, campus administrators, faculty, and student leaders, the objectives required to reach this status crystallized, providing the impetus for LSU's National Flagship Agenda.

# Why LSU?

***Temeka Johnson***
Point guard (2001-05)
2009 WNBA Champion

***"Going to LSU was the best decision I could have made. I knew that I would get a great education, and my basketball career would expand and grow as well. I knew I would also get to play with some great talents. But what made it all worthwhile for me was the fact that all this was topped off with being a part of a family. This is the best part, once a Tiger always a Tiger and this is the feeling that you get when you step foot on the campus. I am part of a sisterhood that is like none other. I love it."***

"When you go back and get your degree, it says a lot about your work ethic. I accomplished things that I will never forget here. I come home to Miami, but a lot of people don't know me like everyone in Baton Rouge and the fans. Baton Rouge and LSU has been my home. If I had to do it all over again, LSU would be the only place I would do it."

***Sylvia Fowles***
Center (2004-08)
Two-time State Farm All-American and two-time Olympic gold medalist

"LSU has the greatest fans. Being a hometown girl from Baton Rouge, I knew LSU always took pride in its athletic program. You always hear about Tennessee and Connecticut, but I wanted to be able to help put LSU up there on the map with them. We accomplished a lot during my time. I wouldn't change it for anything. I got to play for one of the greatest coaches in history in Coach Gunter. I got to play with a group of women that became my family."

***Seimone Augustus***
Guard (2002-06)
Two-time National Player of the Year
2011 LSU Athletic Hall of Famer
2011 WNBA Champion

"This is a tremendous honor to graduate from LSU. Coming from Texas, I always knew this was the right choice. From my time on the court to the classroom, LSU has been home to me. Getting a degree is what it is all about and I thank everyone who had an impact on my time at LSU. What we accomplished and all of the friends I have made, that will always be a part of my life."

***Allison Hightower***
Guard (2007-10)
Two-time All-SEC and State Farm Honorable Mention All-American

# Did You KNOW?

- In the 2009, 2010, 2011 and 2012 editions of *U.S. News & World Report's* America's Best Colleges, LSU is ranked in the first tier for "Best National Universities."
- LSU is the only public university in Louisiana designated as having very high research activity (RU/VH) by the prestigious Carnegie Foundation for the Advancement of Teaching, the highest ranking awarded to doctorate-granting institutions.
- LSU was named to the 2009 President's Higher Education Community Service Honor Roll, the highest federal recognition a college or university can receive for its commitment to volunteering, service-learning and civic engagement, by the Corporation for National and Community Service.
- LSU earned the prestigious Carnegie Community Engagement and Outreach classification in 2008, one of 68 public institutions nationally with this elective classification based on community engagement.
- LSU is one of only a handful of universities in the nation having land-grant, sea-grant and space-grant status.

- LSU currently ranks among the top 30 public universities in total research awards. The University's total federal funding — from agencies such as the National Science Foundation, National Institutes of Health, and the Department of Homeland Security — has increased 86 percent or more than $90 million over the last five years.
- *Newsweek* magazine named LSU the "Most Diverse" school in the nation in the Sept. 3, 2003, issue. The enrollment consists of 24 percent minority students.
- In 2009, the LSU Robert S. Reich School of Landscape Architecture was ranked among the top five schools in the nation by *DesignIntelligence*, the leading journal of the design professions. According to the results of the 2009 survey, LSU has the number two-ranked landscape architecture school in the United States.
- The E. J. Ourso College of Business was ranked in the Top 50 of the internationally known "Top Business Schools" in 2009 by *Eduniversal* and was recognized during the inaugural Eduniversal World Convention.

## Bo Campbell Auditorium

The 1,000-seat auditorium is used through the year as a classroom and lecture hall. Each seat in the auditorium has space for a laptop and a modem hookup, providing each student unlimited learning opportunities. The auditorium also contains a movie theater size screen to aid professors with lectures and classroom activities.

# COX COMMUNICATIONS Academic Center FOR STUDENT-ATHLETES

## Study Area

Included in the 54,000 square feet of the Academic Center are individual study areas as well as 14 private computer rooms for student-athletes to work one-on-one with tutors or by themselves.

## Amenities

- 54,000 square feet of working space
- 300 computer workstations
- 14 private computer rooms in a state-of-the-art computer lab
- Additional study rooms and classrooms for private or group study
- Electronic scheduling of tutoring sessions
- A 1,000-seat auditorium for classes and lectures

GO ONLINE: **LSUsports.net/acsa**

**LSUsports.net/360**

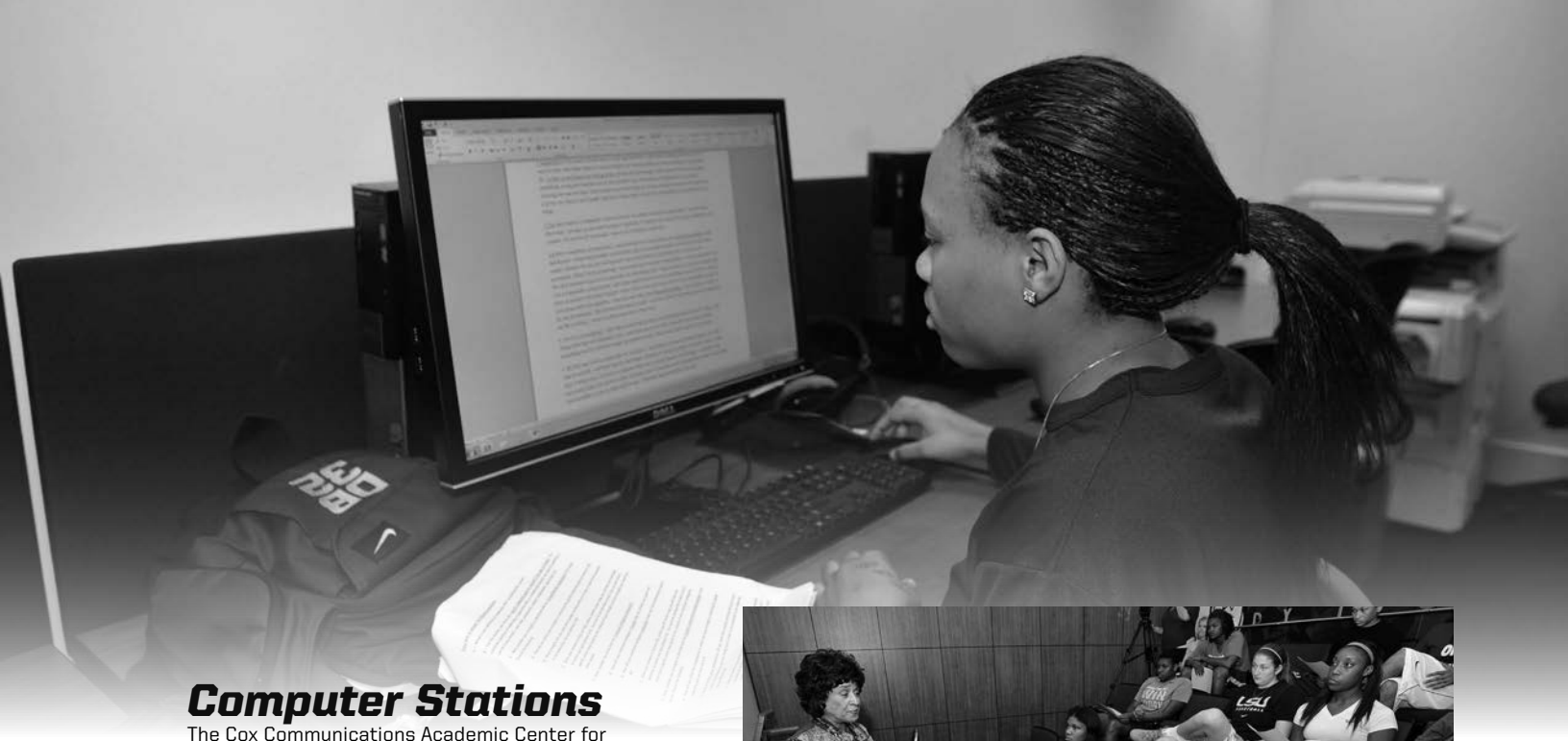

## Computer Stations

The Cox Communications Academic Center for Student-Athletes is at the forefront of today's educational technology. Since the spring of 2009, the academic center has upgraded over 170 computers, including both PC and Mac.

## The Library

The library provides a perfect setting for individual study, or with a tutor as a group.

## Media Training

LSU is one of the few schools where student-athletes go through media training to enhance their communication skills. Dr. Tommy Karam and Dr. Shirley White are two experts in the field who give training sessions to student-athletes here on campus. The Academic Center features a mock press conference setting to get student-athletes acclimated to giving interviews in front of both print and electronic media. Karam and White record the mock interviews on camera and then provide feedback, allowing student-athletes to become more comfortable and confident when doing actual interviews.

## Academic Center

A $15 million renovation to the Gym Armory in 2002 not only made it among the nation's premier academic centers, but put it at the forefront. Improvements to the existing center give LSU student-athletes the best opportunity for success by providing access to the latest technology, as well as an array of expanded services.

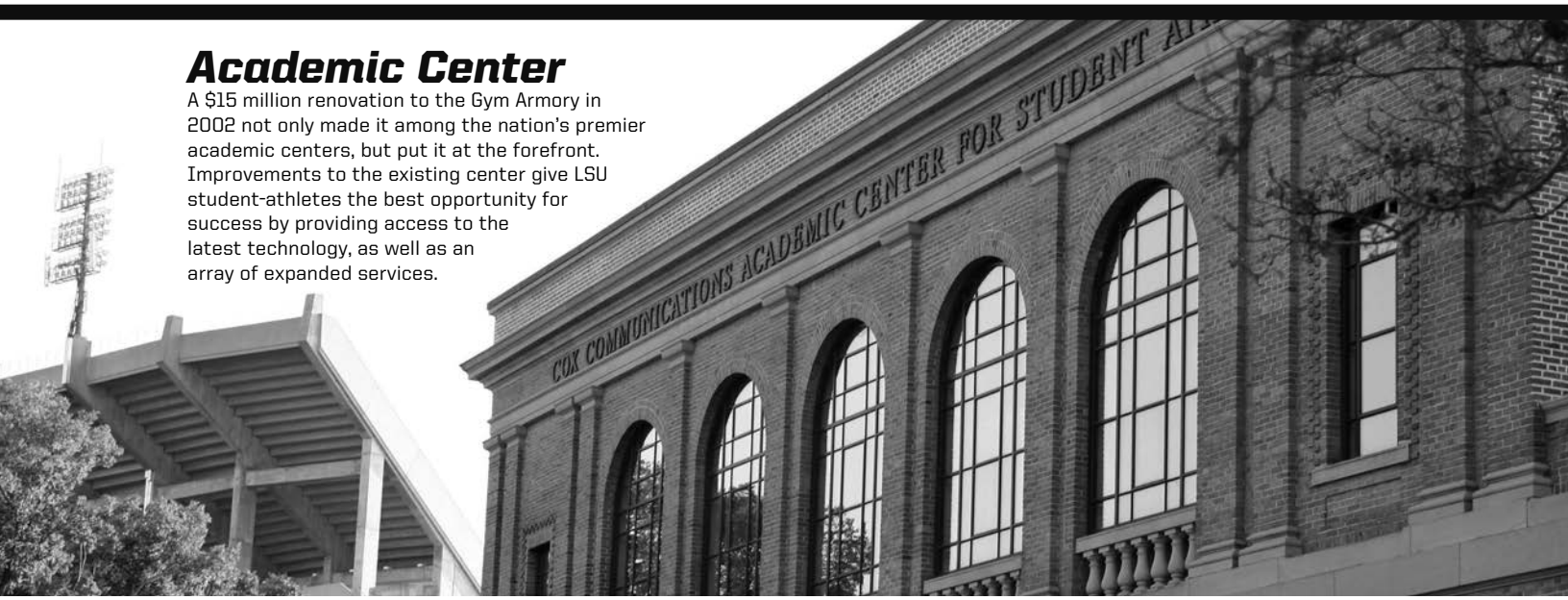

Seniors Jeanne Kenney and Shanece McKinney graduated from LSU in 2014.

# Academic SUCCESS

## *No. 1 in the SEC in Graduation Success*

Did You Know? LSU tied for first in the SEC with a perfect score of 100 in graduation success rate that was released by the NCAA in October 2012.

**CRITICAL TO THE DEVELOPMENT OF A STUDENT-ATHLETE IS AN ADEQUATE ACADEMIC FACILITY AND CAPABLE STAFF TO FURTHER THE ATHLETE'S PROGRESS.** The Cox Communications Academic Center for Student-Athletes is responsible for overseeing the educational development and progress toward graduation for all student-athletes. The staff acts as a liaison between the student-athlete and the academic communities and insures that student-athletes comply with academic rules established by the University, NCAA and Southeastern Conference. The staff also coordinates academic programs designed to assist student-athletes in acquiring a quality education.

**"When you go back and get your degree, it says a lot about your work ethic. This is No. 1 at the top of my list because I am the youngest of my mother's kids and I am the first to graduate. It says a lot about how much my mother means to me and how she prepared me for this." - Sylvia Fowles • May 15, 2009**

Every senior who has played for Coach Nikki Caldwell at LSU has graduated, including Biance Lutley and Adrienne Webb (above).

# SEC Academic Honor Roll

Since 1999, LSU has produced 47 student-athletes on the SEC Academic Honor Roll. Both Jeanne Kenney and Anne Pedersen were named to the 2013 squad. To earn SEC Academic Honor Roll accolades, a student-athlete must have a grade point average of 3.00 or above for either the preceding academic year or have a cumulative grade point average of 3.00 or above.

**1999**
Ashley Bankston
Marie Ferdinand
Katrina Hibbert
Stacey Newton

**2000**
Angelia Crockett

**2001**
Kisha James
Allison Weiner

**2002**
Stacey Newton
Ke-Ke Tardy
Allison Weiner

**2003**
Ke-Ke Tardy
Patty Hanten
Kisha James

**2004**
Wendlyn Jones
Florence Williams
Khalilah Mitchell *

**2005**
Hanna Biernacka
Khalilah Mitchell
RaShonta LeBlanc *
Ashley Thomas *
Erica White *

**2006**
RaShonta LeBlanc
Ashley Thomas
Katie Antony
Quianna Chaney

**2007**
Katie Antony
Quianna Chaney
Kristen Morris
Ashley Thomas
Erica White

**2008**
Ashley Thomas
Kristen Morris

**2009**
LaSondra Barrett *
Katherine Graham
Allison Hightower
Destini Hughes *

**2010**
LaSondra Barrett
Andrea Kelly

**2011**
LaSondra Barrett
Katherine Graham
Jeanne Kenney*

**2012**
LaSondra Barrett

**2013**
Jeanne Kenney
Anne Pedersen

**2014**
Rina Hill *
Jeanne Kenney
Shanece McKinney
Raigyne Moncrief *
Anne Pedersen
Theresa Plaisance

* - first year

## Academic Center & Student Affairs Staff

**Kenneth Miles**
Assistant Vice-Chancellor and Executive Director

**Marisa Blackledge**
Learning Specialist

**Dr. Louise A. Bodack**
Assistant Director for Student Learning

**Jade Bryan**
Assistant Director for Diversity, Inclusion and Civic Engagement

**Eleanor Carter**
Learning Specialist

**James Chiarchiaro**
Associate Director

**Matthew Dahlke**
Academic Advisor

**Kydani Dover**
Manager for Student Learning/Learning Specialist

**Dr. Earnie Fingers**
Learning Specialist

**Walt Holliday**
Director of Academic Affairs

**Becca Hubbard**
Associate Director for Health and Wellness

**Dorothy Kemp**
Tutorial Coodinator/ Learning Specialist

**Ericka Lavender**
Associate Director

**Jonathan Levesque**
Information Technology Manager

**Sarah Moran**
Assistant to the Executive Director

**Jason Shaw**
Academic Advisor

**Carole Walker**
Senior Associate Director

## Graduates Since 1990

Katie Antony
Seimone Augustus
Christina Ball
Ashley Bankston
LaSondra Barrett
Carla Berry
Swayze Black
April Brown
Tarleshia Brown
Cassidy Buck
Stacey Carter
Quianna Chaney
Aga Cieslak
Tara Curtis
LaTasha Dorsey
Latear Eason
Miriam Farr
Marie Ferdinand
Sylvia Fowles
Cornelia Gayden
Katherine Graham
Celeste Gehring
Kristen Graves
Toni Gross
Vanessa Hackett
Patty Hanten
Barbara Henderson
Katrina Hibbert
Allison Hightower
Keia Howell
Destini Hughes
Temeka Johnson
Courtney Jones
Andrea Kelly
Jeanne Kenney
Dana Kohn
RaShonta LeBlanc
Julie Lewis
Mary Lewis
Melody Lormand
Bianca Lutley
Shanece McKinney
Khalilah Mitchell
Kristen Morris
Jasmine Nelson
Stacey Newton
Theresa Plaisance
Candice Porter
Elaine Powell
Stacy Smith
Lora Stewart
Ke-Ke Tardy
Ashley Thomas
Ashley Thomas (Master's)
Taylor Turnbow
Tosha Walker
Adrienne Webb
Allison Weiner
Crystal White
Marian Whitfield
DeTrina White
Erica White
Wendi Widdle
Florence Williams
Mesha Williams
Andrea Williams
Tillie Willis

***Temeka Johnson was a 2004 graduate of LSU before going onto a successful career in the WNBA.***

***"Coach Caldwell really instills in us that we are more than just student-athletes. It's important that we give back to the community. We take great pride in helping others."*** ***– Jeanne Kenney***

***The Lady Tiger Way***
Coach Nikki Caldwell and the Lady Tiger team annually conducts a free youth basketball clinic in an effort to get the community involved with the game.

# Community
## OUTREACH

### *Charlie's Place*
In the summer 2012, the Lady Tigers spent time greeting individuals with early to mild stages of Alzheimer's disease at Charlie's Place in Baton Rouge. The student-athletes introduced themselves, played games and told stories during their time there. Charlie's Place with Services of the Capital Area serves a mission to make a significant difference in the lives of those coping with Alzheimer's disease in the Baton Rouge area.

### *Big Brother*
Coach Nikki Caldwell teamed up with Wichita State head coach Jody Adams prior to the 2011 season-opener to help support breast cancer awareness. The two spoke at the "Color Me Pink" luncheon that drew over 400 fans. All proceeds went to breast cancer research, a cause Caldwell has been very passionate about.

### *Children's Hospital Visit*
The Lady Tigers routinely visit patients at Our Lady of the Lake Children's Hospital in Baton Rouge. The team goes room-to-room, greeting all of the patients, singing autographs, taking pictures and handing our basketballs and t-shirts. The children range from age five to 14.

"Through workshops, service projects, and social events, CHAMPS, brings LSU student-athletes information that will prepare them for the biggest game of all - the game of life!"

**-SHAQUILLE O'NEAL, LSU ALL-AMERICAN AND 15-TIME NBA ALL-STAR**



***Day of Action***
Head coach Nikki Caldwell and Sheila Boykin read to kids on the United Way's Day of Action.

# Career DEVELOPMENT

## Student Affairs

### *and the Shaquille O'Neal Life Skills Program*

### *Career/Professional Development*

In order for student-athletes to be truly prepared for their careers, it is the goal of the Student Affairs and the Shaquille O'Neal Life Skills Program to ensure that each student-athlete will leave LSU with a professional resume, cover letter, and interview experience. The program has three phases: career preparation, the "job project" and a career symposium. Many LSU student-athletes gain experience with career-developing jobs in the community during the summer months.

### *How can CHAMPS help?*

The CHAMPS (Challenging Athletes Minds for Personal Success)/Life Skills program was developed by the NCAA to help prepare student-athletes for the challenges of life beyond the playing field. By focusing on "real life" skills and personal development, the CHAMPS program not only assists student-athletes with meeting daily challenges but also enhances their growth in college years and beyond.

### *Health/Wellness*

The goal of the Health & Wellness component of the Student Affairs division is to inform and educate student-athletes about the various health and wellness related issues that they will encounter throughout their tenure at LSU and beyond.

### *Diversity, Inclusion & Civic Engagement*

The Cox Communications Academic Center for Student-Athletes strives to celebrate, highlight, affirm, and embrace the diversity of LSU student-athletes. They provide an environment that is respectful of cultural, racial, and ethnic differences by acknowledging their individuality and uniqueness. In addition, the programs emphasize the importance of giving back and citizenship by engaging in the University and surrounding community.

# LSU GREATS

The following nine individuals are the only athletes to have their jerseys retired by LSU. Men's basketball has retired the No. 23 for Pete Maravich, No. 50 for Bob Pettit, Jr., No. 33 for Shaquille O'Neal and No. 40 for Rudy Macklin. Women's basketball retired the No. 33 for Seimone Augustus. Football's only two retired jerseys are the No. 20 worn by Billy Cannon and the No. 37 worn by Tommy Casanova. Baseball retired the No. 15 in honor of longtime coach and former athletics director Skip Bertman and the No. 20 for Ben McDonald. Casanova, Macklin and McDonald joined the prestigious list in May 2009. Augustus became the first woman in LSU Athletics history to have her jersey retired in January 2010.



## 50 Bob Pettit

Pettit led LSU to its first NCAA Final Four in 1953 and he later became the first player in NBA history to exceed the 20,000-plus point barrier. Pettit is a member of the NBA Hall of Fame, and in 1997, he was named as one of the top 50 players in NBA history.

## 23 Pete Maravich

"Pistol Pete," Maravich still holds the NCAA record for career points with 3,667 and for career scoring average with 44.2 points a game. He was selected the National Player of the Year in 1970 after leading the Tigers to the NIT Final Four. He scored 50-plus points an amazing 28 times. He went on to a 10-year professional career and was selected as one of the NBA's 50 greatest players in 1997.

## 20 Billy Cannon

One of the true legends of college football in the South, Cannon was the 1959 Heisman Trophy winner and helped the Tigers to the 1958 national title. Cannon's most memorable performance came in 1959 against Ole Miss when No. 1 LSU trailed No. 3 Ole Miss 3-0 in the fourth quarter. He fielded a punt, broke seven tackles and returned it 89 yards for the 7-3 victory. He went on to a successful 11-year professional career.




## 33 Shaquille O'Neal

O'Neal was the first pick in the 1992 NBA Draft. He was named MVP of the league in 2000 and was a three-time NBA Finals MVP after leading the Los Angeles Lakers to three World Championships. At LSU, O'Neal averaged 21.6 points and 13.6 rebounds for his career, and in 1991, he was named the World's Amateur Athlete of the Year as well as SEC Athlete of the Year and National Player of the Year. In 1997, he was named as one of the top 50 players in NBA history.

## 15 Skip Bertman

A legend in the college baseball ranks, Bertman created a dynasty at LSU, guiding the Tigers to five national titles in a 10-year stretch from 1991-2000. He also coached the United States to a bronze medal at the 1996 Olympics in Atlanta and was an assistant on the gold medal-winning U.S. squad in Seoul, Korea, in 1988. Bertman retired from coaching following the 2001 season and served as LSU's athletics director for seven years. Bertman was inducted into the College Baseball Hall of Fame in 2006.

## 40 Rudy Macklin

Rudy Macklin was a two-time basketball All-American selection during his Tiger career from 1976-81 during which time he became LSU's all-time leading rebounder with 1,276 boards and the second-leading scorer in school history behind only the legendary Pete Maravich with 2,080 points. He led the Tigers to two Elite Eight appearances and the 1981 Final Four in Philadelphia. He still holds the school single game rebound record with 32, a mark like some of the great records in any sport that may never be broken.

Tommy Casanova (left), Seimone Augustus (middle) and Rudy Macklin (right) were the last LSU greats to have their jerseys retired during the 2009-10 athletic year.

## About LSU Retired Jerseys

The retirement of the jerseys of Casanova, McDonald, Macklin and Augustus comes under a new provision of the LSU jersey retirement bylaws that says the retirement of an athlete's jersey in a particular sport does not preclude a current student-athlete in that sport from wearing the jersey number in that or any other sport, subject to the discretion of the head coach. This provision applies only to jerseys retired after January 1, 2007, so the numbers worn by Maravich, Pettit, O'Neal, Cannon and Bertman may never again be worn by future student-athletes in their respective sports. To have a jersey retired at LSU, an athlete must have completed intercollegiate competition for LSU a minimum of five years prior to nomination. Athletes must have demonstrated truly unusual and outstanding accomplishments, exceeding and in addition to all criteria used for Hall of Fame selection. Nominees must have a unanimous vote of support from the Hall of Fame committee.



### 37 Tommy Casanova

Tommy Casanova is the only three-time All-American in the history of LSU football and is a member of the College Football Hall of Fame. During his Tiger career from 1969-71, Casanova personified versatility for his myriad of talents as he played offense, defense, returned punts and kickoffs. One of just two three-time All-SEC performers at LSU, he played six seasons with the Cincinnati Bengals of the NFL while earning his medical degree.



### 19 Ben McDonald

Ben McDonald won the prestigious Golden Spikes Award, given annually to the nation's most outstanding player, in 1989 and is a member of the College Baseball Hall of Fame. He led LSU to two College World Series appearances. In 1989, McDonald was named National Player of the Year by Baseball America, The Sporting News and Collegiate Baseball. He was selected by the Baltimore Orioles as the No. 1 pick in the major league draft in 1989 and went on to enjoy a 10-year major league career with the Orioles and the Milwaukee Brewers.

### 33 Seimone Augustus

Seimone Augustus is the only women's basketball player in school history to earn State Farm Coaches Association All-America honors three times: 2004, 2005 and 2006. Augustus became LSU's first NCAA National Player of the Year and she claimed the honor twice in 2005 and 2006. A 2006 graduate of LSU, Augustus was the 2012 WNBA Finals MVP after winning a world title. She also led the United States to Olympic gold medals at the 2008 Beijing and 2012 London Games.

## World Class Tigers

**Ashleigh Clare-Kearney**
- In 2009, became first LSU gymnast to capture two individual national titles

**Aaron Hill**
- Two-time MLB All-Star (2009, '12)
- 2009 American League Comeback Player of the Year
- Two-time Silver Slugger Award (2009, '12)

**Sylvia Fowles**
- Three-time All-American
- 2008, 2012 U.S. Olympic Gold Medalist
- WNBA All-Star Game MVP

**Susan Jackson**
- Three-time NCAA individual champion
- 2009-10 SEC Female Athlete of the Year

**Esther Jones**
- 21-time track All-American
- 1992 Olympic Gold medalist

**Muna Lee**
- 20-time track All-American
- Two-time Olympian

**Richard Thompson**
- Eight-time track All-American
- 2008 Olympic Silver medalist

**David Toms**
- Two-time SEC Golfer of the Year
- 2001 PGA Champion
- 13-time PGA Tour winner

**Brittany Mack**
- 2011 NFCA First-Team All-American
- 2012 NPF Draft No. 1 pick

**Patrick Peterson**
- Two-time NFL Pro Bowler (2011, '12)
- 2011 NFL All-Pro
- NFL Record most punt return yards by a rookie in a season

## Shaquille O'Neal

A four-time NBA champion and 15-time All-Star, Shaquille O'Neal was one of the most dominant centers in NBA history. He announced his retirement from the NBA in June 2010 after a brilliant Hall of Fame career and has since become a television analyst on TNT. One of the most quotable figures on the planet, O'Neal earned his bachelor's degree from LSU in December 2000. In 2011, he penned his own biography, "Shaq Uncut, My Story," and then received his doctorate degree from Florida's Barry University in May 2012.

## Lolo Jones

A three-time national champion hurdler at LSU, Lolo Jones continues to take the sporting world by storm. Jones became an inspirational figure as a two-time World Indoor Champion and the world record holder in the 60-meter hurdles with a time of 7.72. She competed in both the 2008 Beijing and 2012 London Olympic Games and became the first LSU athlete to ever grace the cover of Time Magazine in July 2012. A 2005 graduate of LSU, Jones is now a two-sport star. She was named to the U.S. National Bobsled Team that went on to claim gold at the 2013 FIBT World Championships.

# Prominent LSU ALUMNI

### Eduardo Aguirre, Jr.

Named the first Director of U.S. Citizenship and Immigration Services (USCIS) for the Department of Homeland Security in 2003, Aguirre, Jr., was the U.S. Ambassador to Spain from 2005 until 2009.

### Seimone Augustus

A two-time NCAA Women's Basketball National Player of the Year, Augustus graduated from LSU in 2006. She is a two-time U.S. Olympic gold medalist and continues an All-Star pro career with the WNBA's Minnesota Lynx. She was named WNBA Finals MVP in 2012 after winning a WNBA title.



### James Carville

Carville received both a bachelor's degree and law degree from LSU and gained fame in the 1990s as the chief campaign strategist for Bill Clinton and Al Gore. Carville also penned a best-selling memoir titled "All's Fair: Love, War and Running for President".

### Lod Cook

Cook graduated from LSU with a bachelor's degree in mathematics in 1955 and then earned his Master's degree in petro engineering in 1955. Cook served as CEO of ARCO for nine years.

### Carlos Roberto Flores

The president of Honduras from 1997-2001, Flores helped the nation recover after Hurricane Mitch devastated the country in 1998. Flores is married to the former Mary Carol Flake, also an alumnus of LSU.

### Jim Flores

Flores graduated with two bachelor's of science degrees; one in corporate finance in 1981 and the second in petroleum land management in 1982. Flores is currently Chairman, President and CEO of Plains Exploration & Production Company.

**Dr. Larry O. Arthur** - AIDS researcher.

**Dr. Julian Bailes** - expert in the field of Neurosurgery and also Chairman of the Brain Injury Institute

**John Ed Bradley** - Sports Illustrated writer and novelist, former LSU football player

**John Breaux** - U.S. Senator (1987-2005) and U.S. Congressman (1972-86) from Louisiana.

**Wil Calhoun** - Executive Producer of television sitcom "Friends".

**Cassandra Chandler** - One of the Federal Bureau of Investigation's highest ranking African-American women as special agent in charge of the Norfolk Fielf office.

**"Lightning Joe" Lawton Collins** - Chief of Staff for President Harry Truman.

**Bill Conti** - Oscar-winning composer who has written theme music for several well-known movies, including "Rocky" and its sequels.

**Eric Arturo Delvalle** - President of Panama (1985-1988).

**Dr. Alexander William "Alex" Dunlap** - Current chief veterinarian for NASA who is responsible for all NASA policies related to animal health and welfare

**A. Wright Elliott** - Retired executive vice president, Chase Manhattan Bank.

**Graves Erskine** - U.S. Marine Corps General in WWII.

**Maxime A. Faget** - Designed Mercury and Gemini spacecrafts.

**Mary Carol Flake Flores** - Former first lady of Honduras.

**Murphy "Mike" Foster, Jr.** - Former governor of Louisiana (1996-2004).

**Kevin Griffin** - Lead singer of the platinum-selling rock band "Better Than Ezra"

**Paul Groves** - Award-winning tenor with the Metropolitian Opera

**Reinosuke Hara** - Former president and CEO of Seiko Instruments

**Rufus William (Bill) Harp** - Television set decorator for series including "L.A. Law" and "Moonlighting"

**Pat Hewlett** - CIO of Exxon Mobil.

**Walter Hitesman** - Former president, Reader's Digest.

**Hubert Humphrey** - U.S. vice president (1965-69).

**W. Vernon Jones** - Senior Scientist for Suborbital Research, NASA headquarters.

**Catherine D. "Kitty" Kimball** - In 2009, was sworn in as first female to serve as chief justice of Louisiana's highest court

**Delos "Kip" Knight** - Vice president of marketing and brand management for eBay international.

**Harry J. Longwell** – Former Executive Vice President and Director of Exxon Mobil

**Ray Marshall** - Secretary of Labor under President Jimmy Carter.

**James E. Maurin** - Founding partner and CEO of Stirling Properties, a national real estate services firm.

**Jake Lee Netterville** - Chairman of the board of Postlethwaite and Netterville, the largest Louisiana-based public accounting firm.

**Edwin Newman** - Longtime NBC News journalist and author.

**Carolyn Bennett Patterson** - Former senior editor, National Geographic.

**J. Howard Rambin** - Former CEO and Chairman of the Board, Texaco.

**Rex Reed** - Drama critic, syndicated columnist.

**Maj. Gen. Thomas Rhame** - Led 1st Infantry Division against Iraq during Persian Gulf War.

**Thomas O. Ryder** - Chairman of the Board, The Reader's Digest Association.

**Frances Seghers** - Senior VP of Sony Entertainment European Community Affairs, which includes Sony Music, Sony Pictures and Sony Playstation.

**Dolores Spikes** - Former President of the Southern University System and the University of Maryland-Eastern Shore.

**Ray Strother** - Author, political consultant.

**David Suarez** - Architect and preservationist who restored the Washington Monument, the National Archives Building and Louisiana's Old State Capitol

**Olympia Vernon** – Award-winning author and recipient of an American Academy of Arts and Letters Award for her debut novel, Eden

**Rebeccca Wells** - Author of the novel and film "Devine Secrets of the Ya-Ya Sisterhood.'

**Joanne Woodward** - Academy Award-winning actress and wife of Paul Newman.

**LSU's enrollment is more than 29,000 students, including more than 1,600 international students and nearly 5,000 graduate students.**

## Mike Papajohn

The starting centerfielder on LSU's inaugural College World Series team in 1986, Mike Papajohn today is a prominent actor in Hollywood. Papajohn was the only actor to star in four $150 million movies in the same calendar year doing so in 2009. The LSU alumnus has appeared in blockbuster films: Spiderman, Terminator Salvation, Transformers: Revenge of the Fallen and For the Love of the Game.

## Dr. James Andrews

Arguably, the world's most renowned orthopedic surgeon for knee and shoulder injuries, Andrews is a 1963 graduate of LSU and a 1967 graduate of LSU Medical School. He has worked on numerous all-star athletes, including Michael Jordan, Drew Brees, Brett Favre and Albert Pujols.

## Sylvia Fowles

Fowles was a two-time WBCA first-team All-American before going onto a pro career with the WNBA's Chicago Sky where she is currently one of the league's premier players. Most notably, Fowles was a member of U.S. Olympic Gold Medal teams in 2008 Beijing and 2012 London.

## David Steiner

A 1982 LSU graduate, Steiner has served as the CEO of Waste Management since 2004. The Houston-based company is finding new ways to create energy and they are ranked among the top 200 companies in America by Fortune Magazine.

## Mary L. Landrieu

Landrieu became the first woman from Louisiana selected to a full term in the United States Senate in 1996. She is currently serving her fourth term in the Senate.

## Eddie J. Jones

The former president of the NFL's Miami Dolphins franchise, the 38-year veteran of the NFL is currently a Trustee of the Bert Bell/Pete Rozelle Retirement and Disability Plan.

## Suzanne Perron

A 1991 LSU graduate, Perron is a rising star in the design world having worked with top designers Vera Wang and Carolina Herrera. Perron has designed dresses for Hollywood stars Jennifer Lopez, Mariska Hargitay and Holly Hunter, among others.

## Marty Sixkiller

Senior Technical Director for PDI/DreamWorks' movies "Antz," "Shrek," "Shrek 2," "Shrek the Third," "Madagascar" and "Over the Hedge".

**On the Prowl**
Mike the Tiger was recently ranked in the top three in a Bleacher Report poll of college football's top live mascots. Mike's habitat is one of the most visited attractions in the state of Louisiana located in the shadows of the north endzone of Tiger Stadium.

# Mike THE TIGER

## History of Mike

Few mascots in the country are as admired as Mike the Tiger. LSU's live Bengal mascot serves as the graphic image of all LSU athletic teams. The school has had six mascots, with the most recent, Mike VI, taking over the reign prior to the 2007 national championship football season. LSU veterinarian Dr. David Baker began the search for the young tiger after his predecessor, Mike V, died in May 2007 of renal failure at the age of 17. The seven-year-old Bengal/Siberian mix, formerly known as "Roscoe," was donated to LSU by Great Cats of Indiana in Idaville, Ind., a nonprofit sanctuary and rescue facility for big cats and other large carnivores.

Mike's ride through Tiger Stadium before home games in a travel trailer topped by the LSU cheerleaders is a school tradition. Before entering the stadium, his trailer on wheels is parked next to the opponent's locker room in the southeast end of the stadium. Opposing players must make their way past Mike's trailer to reach their locker room.

Tradition dictates that the Tigers will score a touchdown for every growl issued by Mike before a football game. For many years, Mike was prompted to roar by pounding on the cage. Objections of cruel punishment brought about the use of recorded growls to play to the crowd before the games. That practice was discontinued shortly afterward and today Mike participates in the pregame tradition without provocation.

**Trainer and namesake Mike Chambers with Mike I housed in City Park Zoo.**

In the mid-1980's, pranksters cut the locks on Mike IV's cage and freed him in the early-morning hours just days before the annual LSU-Tulane clash. Mike roamed free, playfully knocking down several small pine trees in the area, before being trapped in the Bernie Moore Track Stadium where police used tranquilizer guns to capture and return the Bengal Tiger to his home.

The incident was reminiscent of a kidnapping of Mike I many years ago by Tulane students before a Tiger-Green Wave battle.

**Mike's Habitat**
In 2005, a new environment (above) was created for Mike that is 15,000 square feet in size with lush planting, a large live oak tree, a beautiful waterfall and a stream evolving from a rocky backdrop overflowing with plants and trees. The habitat has, as a backdrop, an Italianate tower - a campanile - that creates a visual bridge to the Italianate architectural vernacular that is the underpinning of the image of the entire beautiful LSU campus. This spectacular habitat features state-of-the-art technologies, research, conservation and husbandry programs, as well as educational, interpretive and recreational activities. It is, in essence, one of the largest and finest Tiger habitats in the United States.

## Mike's Habitat

In 2005, a new environment (above) was created for Mike that is 15,000 square feet in size with lush planting, a large live oak tree, a beautiful waterfall and a stream evolving from a rocky backdrop overflowing with plants and trees. The habitat has, as a backdrop, an Italianate tower - a campanile - that creates a visual bridge to the Italianate architectural vernacular that is the underpinning of the image of the entire beautiful LSU campus. This spectacular habitat features state-of-the-art technologies, research, conservation and husbandry programs, as well as educational, interpretive and recreational activities. It is, in essence, one of the largest and finest Tiger habitats in the United States.



## Sneaux Day

On Dec. 11, 2008, a winter storm blanketed Baton Rouge that hadn't been seen in decades. The early white Christmas gave Mike VI, LSU's live Bengal/Siberian tiger, a chance to relax and play in nearly two inches of accumulation.

1956-1958

## Mike II

The second Mike served a brief reign, lasting only through the 1957 season before dying of pneumonia in the spring of 1958. He was born at the Audubon Zoo in New Orleans and came to LSU on Sept. 28, 1956. The young tiger was held overnight in Tiger Stadium and unveiled Sept. 29, the opening day of the football season.

1958-1976

## Mike III

Just in time for the 1958 national championship season, Mike III was purchased from the Woodland Park Zoo in Seattle, Wash., following a "national search" by then-athletic director Jim Corbett. The student body contributed $1,500 for the purchase of the tiger. Mike III served as mascot for 18 seasons, dying after the only losing season of his reign, as LSU posted a 5-6 record in 1975.

1976-1990

## Mike IV

Mike IV reigned over Tiger athletics for 14 years after being donated to the school by August A. Busch III from the Dark Continent Amusement Park in Tampa, Fla, on Aug. 29, 1976. Born on May 15, 1974, Mike's age and health were determining factors in his retirement to the Baton Rouge Zoo in 1990. Mike IV died of old age in March of 1995 at the age of 21.

1990-2007

## Mike V

Mike V was donated by Dr. Thomas and Caroline Atchison of the Animal House Zoological Park in Moulton, Ala. Dr. Sheldon Bivin of the LSU School of Veterinary Medicine traveled to Alabama and brought the baby tiger back to Baton Rouge. Born Oct. 18, 1989, the new tiger was introduced to LSU fans at a basketball game against Alabama in February of 1990. He officially began his reign on April 30, 1990, when he was moved into the tiger habitat across from Tiger Stadium. Mike V died on May 18, 2007, at the age of 17.

2007-present

## Mike VI

Mike VI arrived in Baton Rouge on Aug. 25, 2007, thanks to the donation by Great Cats of Indiana. He was officially designated as the successor to Mike V on Sept. 8, when LSU played host to Virginia Tech. Six days later, on Sept. 14, 2007, a ceremony was held to honor Mike V and dedicate the habitat to Mike VI. The nine-year-old Bengal/Siberian mix, formerly known as "Roscoe," reigned over a football national title in his first year and most recently, a 2011 Southeastern Conference championship and perfect regular season.

Lady Tiger Elite members have the opportunity of purchasing tickets to the postseason banquet.

# LADY TIGER ELITE

Lady Tiger Elite is the official booster club of LSU Women's Basketball established by head coach Nikki Caldwell. Members will have exclusive access and benefits throughout the season and offseason. The membership is broken up into four different levels:

| Benefits | $150 | $250 | $500 | $1,000 |
|---|---|---|---|---|
| Monthly Lady Tiger updates | X | X | X | X |
| Lady Tiger Elite t-shirt | X | X | X (2) | X (2) |
| Pre-game "Chalk Talk" with the coaches (for 2) | X | X | X | X |
| Opportunity to purchase tickets to banquet | X | X | X | X |
| Autographed team poster | | X | X | X |
| Media Guide signed by Coach Caldwell | | X | X | X |
| LSU Stainless Steel Water Bottle | | | X | X |
| LSU Team Watch | | | X | X |
| LSU Drawstring Bag | | | X | X |
| 2014-15 Commemorative Glass | | | X | X |
| Lady Tiger Elite Polo | | | X | X |
| Autographed Team Basketball | | | | X |
| Guest Coach For Regular Season Game | | | | X |
| TAF Priority Points | .1 | .25 | .5 | 1 |

**For more information, contact the LSU Women's Basketball Office at (225) 578-6643 or email rarbour@lsu.edu.**

**"Lady Tiger fans proved why they are the best women's basketball fans in the country. With your help, we will continue to prepare and play at an elite level. Your support is invaluable."**
**- Head coach Nikki Caldwell**

# 2014-15 Cheerleaders

**Back Row (l-r):** Melissa McGee, John Mark Lambert, Kate Marcantel, Noah Rogers, Elizabeth Giattina, Evan Lafleur, Mckenzie Daniell, Nick Bernard, Brittany Chaisson, Ryan Yakubek, DJ Brown, Sarah Stout, Tyler Roberts, Paige Pennington, Brennon Davidson, Caroline Joseph, Nick Lent, GraceAnn Woolf, Daniel Gegenheimer, Tiara Stewart, Jed Bricker.

**Middle Row:** Braley Raborn (coach), Keith Gross (coach), Kelly Forschler, Destiny Price, Kate Stone (coach), Pauline Zernott (coach).

**Front Row:** Chico Garcia (coach), Kelly Hackenbracht, Dylon Hoffpauir, Taylor Tucker, David Robichaux, Taylor Machen, EJ Vincent, Katherine Smith, Chanse Kendrick, Skyler Bouillion, Jordan Ezell, Julie Rapp, Anthony Alexander, Lauren Hollingsworth, Ryan Fox, Jessie Majorie, Zack Hill, Kristen Baudin, Ben Cartner, Patience Phillips, Landon Chastant.

# 2014-15 Tiger Girls

**(l to r):** Cristen Quick, Lauren Dionne, Kristen Lebato, Jenae Dykes, Laneacia Ford, Machaela Brabham, Macy Alexander, Erika Liew, Jenna Hebert, Victoria Stein, Cersten Bradley, Bryce Tramonte, Regen Lavergne, Kellee Shaheen, Katie Morton, Emily Sullivan, Abby Pirkle, Alex Chaisson, Katelynn Walker, Micah Odom, Emily Kelty, Lauren Cook, Erica Wilkins, Delaney Olister.

# Great MOMENTS

## Final Four Bound

**Bank of America Arena Seattle • March 28, 2004**

LSU, No. 19 in the nation and the No. 4 seed in the West Region, knocked off top-seeded Texas, 71-55, in the Sweet 16 to advance to the school's fourth Elite Eight. The Lady Tigers then upended SEC rival Georgia, 62-60, to advance to the program's first NCAA Final Four. Seimone Augustus, the NCAA West Regional Most Outstanding Player, scored 16 points in the clinching game and averaged 26.3 points for the tournament.

## LSU Beats No. 2 Immaculata

**Minneapolis, Minn. • March 25, 1977**

LSU used a dominating forward-center combination to upset powerhouse Immaculata in the AIAW National Tournament in Minneapolis, Minn. Maree Jackson scored 29 points and had 19 rebounds while Julie Gross had 23 points and 11 boards to send the Lady Tigers to the national title game with a 74-68 victory. That team still holds the distinction of being the only Lady Tiger team ever to reach the national championship game of a postseason tournament.

## 1991 SEC Tournament Champions

**Albany, Ga. • March 4, 1991**

The No. 4 seed in the 1991 SEC Tournament, LSU soared through the field for its first tournament title. The No. 12 Lady Tigers upset No. 4 Georgia before knocking off third-ranked Tennessee, 80-75, to win the crown. Tournament MVP Pokey Chatman scored 30 points and was joined by Sheila Johnson and Annette Jackson-Lowery on the all-tournament team.

## Down Goes No. 1

**Maravich Center • Feb. 21, 1999**

LSU earned its first-ever win over a No. 1-ranked team on Feb. 21, 1999, when the Lady Tigers beat top-ranked Tennessee, 72-69, in the Pete Maravich Assembly Center. Katrina Hibbert converted a three-point play with 11.8 seconds left to play to seal the win.

## Five Straight Final Fours

**New Orleans Arena • March 31, 2008**

State Farm All-American Sylvia Fowles poured in 21 points and grabbed 12 rebounds to earn Most Outstanding Player honors as LSU knocked off top-seeded and second-ranked North Carolina, 56-50, in the New Orleans Regional Final. First-year LSU head coach Van Chancellor guided the Lady Tigers to their fifth straight NCAA Final Four. LSU became only the second program in NCAA Division I history to achieve the feat, joining Connecticut who did it from 2000-04.

## 2003 SEC Tournament Champions

**North Little Rock, Ark.• March 9, 2003**

LSU avenged all three of its regular season losses with three wins over three Top 25 teams in three days to win the 2003 SEC Tournament Championship. Temeka Johnson earned tournament MVP honors, scoring 24 points in the final 78-62 win over No. 3 Tennessee. Aiysha Smith added 18 points and Seimone Augustus scored 12 points with eight boards.

## 14-0 in 2005

**Maravich Center • Feb. 27, 2005**

No. 1 LSU defeated Florida in the final game of the 2005 season and dropped a championship banner from the rafters of the Maravich Center to celebrate the Lady Tigers' first Southeastern Conference regular season championship. LSU rolled to the league crown with a perfect 14-0 record, marking only the 13th time an SEC school completed the schedule unblemished.

## LSU Stuns UConn

**Fresno, Calif. • March 26, 2007**

Sylvia Fowles dominated top-seeded Connecticut to lead the Lady Tigers to its fourth consecutive Final Four with a resounding 73-50 win in Fresno, Calif. The Fresno Region's Most Outstanding Player, Fowles scored 23 points and grabbed 15 rebounds to carry LSU into a Final Four matchup with Rutgers in Cleveland, Ohio.

## Sweet 16

**• March 26, 2013 • LSU 71, No. 8 Penn State 66**

With an active roster of only seven plays, LSU returned to the Sweet 16 with a gritty 71-66 win over Penn State. Adrienne Webb pumped in a career-best 29 points on a 10-for-16 shooting performance. She swished the go-ahead three during the closing three minutes and sealed the victory with two free throws with 21 seconds remaining.

# Lady Tigers TIMELINE

**LSU is entering its 40th season of women's basketball. The Lady Tigers first played basketball as a varsity sport in 1975-76 and since that inaugural season, LSU has posted 35 winning seasons, played in 23 NCAA Tournaments, advanced to the AIAW National Championship game in 1977 and the NCAA Final Four in 2004, 2005, 2006, 2007 and 2008.**

## The Coaches

LSU women's basketball has featured illustrious Hall of Fame coaches since its inception. Jinks Coleman coached the Lady Tigers for three and a half years before stepping down midway through the 1978-79 season. In three-plus years, Coleman guided LSU to a 91-32 overall mark. Her crowning moment with LSU came during the 1976-77 season as she led the Lady Tigers to the AIAW National Championship game. LSU fell to top-ranked Delta State, but that 1977 team remains the only squad in school history to play for a national title. Coleman's 1977-78 team holds the school record for most victories with 37.

Coleman was replaced by Barbara Swanner midway through the 1979 season and Swanner coached the Lady Tigers for the next three years. She led LSU to an overall mark of 57-50 before ending her coaching career at the conclusion of the 1981-82 season.

Hall of Famer Sue Gunter joined the Lady Tigers for the 1982-83 season. In 22 seasons with the Lady Tigers, Gunter led the Lady Tigers to 442 victories and guided her teams to 14 NCAA Tournament appearances, the 1991 and 2003 SEC Tournament titles and the 2004 NCAA Final Four. Gunter, who retired following the 2003-04 season, is a member of the both the Naismith Hall of Fame and the Women's Basketball Hall of Fame. She added another accolade to her historic career in the spring of 2010 when she was inducted into the LSU Athletic Hall of Fame. Gunter was a true pioneer for the sport and her legacy at LSU remains the foundation of the program.

Pokey Chatman replaced Gunter after serving as the acting head coach for 20 games in 2003-04, guiding the team to a 15-5 mark, including the program's first trip to the NCAA Final Four. She finished her career during the 2006-07 season with a 90-14 record. Bob Starkey served as acting head coach during the 2007 NCAA Tournament. Starkey led the Lady Tigers to a fourth straight Final Four appearance as he produced a 4-1 record, including a 73-50 upset of Connecticut in the Fresno Regional Final.

Van Chancellor was named the sixth head coach in LSU history on April 11, 2007. Chancellor, a Naismith Hall of Famer and the all-time winningest head coach in WNBA history, led the Lady Tigers to a Final Four and three straight NCAA Tournament appearances. Chancellor coached for four seasons and stepped down following the 2010-11 season. He finished his LSU tenure with a 90-40 record.

In April 2011, LSU Vice Chancellor and Director of Athletics Joe Alleva named Nikki Caldwell the seventh head coach in the history of the program.

Caldwell stepped to the podium on April 4 and delivered the following message: "The first thing I thought about was Sue Gunter. She came to mind right off the bat. Having played in the SEC and having played against those old Sue Gunter teams back in the 90s, I was just moved because she has meant so much to a lot of us, our career, and our choices to go into college coaching because of what she has done for women's basketball. I can't tell you enough how honored I am to be a part of such a great legacy."

Caldwell brought a winning attitude back to the program as she guided LSU to three consecutive seasons of 20-plus victories highlighted by a trio of NCAA Tournament appearances and back-to-back NCAA Sweet 16 trips in 2013 and 2014.

## The 1970s

The decade of the 1970s saw the start of women's basketball as a varsity sport at LSU. The Lady Tigers played their first game in November of 1975, losing to Whitworth, 64-58. LSU's first win came a week later with a 75-62 win over Southwestern Louisiana. The win was the first of 17 for the Lady Tigers in their inaugural season as LSU posted a first-year mark of 17-14.

A year later, LSU, behind the play of a couple of Australians in Maree Jackson and Julie Gross, was playing for the AIAW National title. After going unrecognized for much of the year, LSU finally began to gain some respect with wins over three ranked teams in February. The Lady Tigers entered the AIAW State Tournament on a roll, however, LSU lost to Louisiana Tech and Northwestern State, but they were still able to advance to the AIAW Regional Tournament. At Regionals, the Lady Tigers beat Texas, Stephen F. Austin and Baylor to advance to the AIAW National Tournament.

By this time the Lady Tigers were ranked No. 11 in the nation and after wins over Western Washington and Baylor, LSU was in the Final Four. LSU knocked off second-ranked Immaculata, 74-68, in the semifinals and then fell to top-ranked Delta State, 68-55, in the national title game. LSU finished with a 29-8 overall mark, the second-most victories recorded in school history in a single year at the time.

In 1977-78, the Lady Tigers achieved their first No. 1 ranking as LSU spent most of January and February atop the Associated Press poll, after having started the year ranked No. 2 in the nation. The Lady Tigers stayed there until Feb. 15 when Tennessee moved ahead of LSU. Despite being ranked No. 2 in the nation, LSU couldn't advance out of the Regionals as the Sue Gunter-coached Stephen F. Austin Lady Jacks eliminated the Lady Tigers in the semifinals. LSU still won 37 games, which remains the school record for victories in a season.

LSU closed out the decade of the 1970's with a coaching change as Jinks Coleman stepped down after 15 games in the 1978-79 season. With an 8-7 mark, Coleman was replaced by Barbara Swanner, who guided LSU to a 5-5 mark over the final 10 games of the year. LSU finished with a 13-12 record.

**LSU's first team - 1975-76**

## The 1980s

The decade of the 80s saw LSU establish itself as one of the top programs in the country.

LSU opened the decade under Barbara Swanner and posted a 17-17 mark and reached the semifinals of the AIAW Regional Tournament.

A year later, Joyce Walker came to Baton Rouge and put women's basketball at LSU back on the map. Walker, who was way ahead of her time, could do it all. In her first year with the Lady Tigers she averaged 20.7 points a contest and led the Lady Tigers to a 17-15 mark.

A year later, the NCAA became the governing body of women's athletics and the NCAA Tournament was started. The Lady Tigers didn't make the NCAA Tournament in 1982, but still posted an 18-13 overall mark as Walker averaged 24.9 points a contest. That season was Swanner's last year as head coach of the Lady Tigers.

The 1982-83 season was the first for the Lady Tigers under Sue Gunter, who came to LSU from Stephen F. Austin in Nacogdoches, Texas. In her first year with LSU, Gunter guided the Lady Tigers to a 20-7 mark and a tie for first place in the Western Division of the SEC.

Walker's last year with LSU in 1983-84 marked the Lady Tigers' first-ever appearance in the NCAA Tournament. LSU went 23-7 and reached the Sweet 16 at the NCAA Tournament before falling to Louisiana Tech.

In 1984-85, the Lady Tigers claimed the National Women's Invitational Tournament (NWIT) title with a 74-54 win over Florida in the championship game.

LSU's best season since 1977 occurred in 1985-86 as the Lady Tigers climbed all the way to No. 8 in the nation and reached the Elite Eight at the NCAA Tournament before falling to Tennessee in the final seconds, 67-65.

Another 20-win season followed in 1986-87 as the Lady Tigers spent most of the year ranked in the top 10. However, the Lady Tigers lost their last three games, including a 70-56 setback to Southern Illinois in the second round of the NCAA Tournament.

The 1987-88 season saw the arrival of Dana "Pokey" Chatman, the best point guard in school history. Chatman helped guide the Lady Tigers to an 18-11 mark and another NCAA Tournament appearance. LSU closed out the 1980s with its fifth NCAA Tournament appearance as LSU reached the Sweet 16 before falling to Louisiana Tech.

## The 1990s

The decade of the 1990s was one of ups and downs for the Lady Tigers. LSU opened the decade with a 21-9 overall mark and its fifth NCAA Tournament appearance.

A year later, the Pokey Chatman era came to an end as the Lady Tigers posted a 24-7 overall mark, won the school's first SEC Tournament title and were seeded No. 2 in the Midwest Region of the NCAA Tournament.

The 1991-92 season started the Cornelia Gayden era, but it was also the beginning of a stretch that saw the Lady Tigers go five years without an appearance in the NCAA Tournament. LSU posted a 16-13 overall mark, but five straight losses in mid-February kept the Lady Tigers home in March.

A year later in 1992-93, the Lady Tigers had their first-ever losing record as LSU went 9-18 and was winless in the SEC for the first time. Things weren't much better in 1993-94 as LSU went 11-16 overall and tied for 10th in the SEC.

One of the bright spots in 1994-95 was Sue Gunter's 500th career victory on the same night Gayden set an NCAA record with 12 3-point goals in a 92-62 win over Jackson State on Feb. 9 in Baton Rouge. LSU suffered through its worst record ever that year as the Lady Tigers posted a 7-20 mark.

Despite the losing record the year prior, LSU signed one of the nation's best recruiting classes for the 1995-96 season and the results were immediate. LSU had the biggest turnaround in SEC history as the Lady Tigers went from 7-20 in 1994-95 to 21-11 in 1995-96. Junior college transfers Elaine Powell and Pietra Gay help lead LSU to a win over second-ranked Georgia in the SEC Tournament as the Lady Tigers appeared to be headed for its first NCAA Tournament appearance in five years, but was denied. The Lady Tigers settled for the NWIT, where they placed third out of eight teams.

The following year, LSU posted its best record in the 90's as they went 25-5 overall, won nine SEC games and reached the Sweet 16 for the first time since 1989. In 1997-98, the Lady Tigers, in what was supposed to be a rebuilding year, posted a 19-13 overall mark and reached the semifinals of the Women's NIT.

In 1998-99 the Lady Tigers, behind the play of senior point guard Latasha Dorsey, the only senior on the team, reached the Sweet 16 for the second time in three years and finished second in the SEC with a school-record 10 league wins. LSU's 22-8 overall mark in 1998-99 was LSU's fourth 20-win season of the 1990s.

## The 2000s

The Lady Tigers rolled into the new millennium much like the way they ended the old one. In 1999-2000, LSU was 25-7 overall and 11-3 in the SEC, the best record for the program since 1996-97. The 11-3 conference mark was at the time, the best in school history. LSU rode that success all the way to the program's second Elite Eight appearance in the NCAA Tournament, falling to Connecticut in the regional final.

Another 20-win season greeted the Lady Tigers in 2000-01, compiling a 20-11 mark, including the fifth straight winning conference record at 8-6.

The 2001-02 season could have been one of the finest in recent history. Gunter's group of just six healthy players collected 18 victories, including a trip to the SEC Tournament Championship game and a fourth straight trip to the NCAA Tournament.

Building on the success of the previous two seasons, the 2002-03 team went even further, ending the season with a 30-4 record, winning the SEC Tournament title, advancing to the NCAA Elite Eight and finishing the season ranked No. 3 in the national rankings. The SEC Tournament title was the second in program history and the first since 1991.

It was in 2003-04 that the much eluded goal of the Lady Tigers was reached, advancing to the Final Four. The 2003-04 team posted at 27-8 record and steamed through the NCAA Tournament on its way to New Orleans and the Final Four. Despite the success, the 2003-04 season was full of adversity. Hall of Fame head coach Sue Gunter missed most of the season due to illness and

**LSU's first No. 1 ranked team - 1977-78**

# LSU Women's Basketball Achievements

**Team Accomplishments**

- 5 NCAA Final Fours (2004, 2005, 2006, 2007 & 2008)
- 1 AIAW Final Four (1977)
- 8 NCAA Tournament Elite Eight Appearances (1986, 2000, 2003, 2004, 2005, 2006, 2007 & 2008)
- 2 SEC Tournament Titles (1991 & 2003)
- 3 SEC Regular Season Titles (2005, 2006 & 2008)
- 14 NCAA Tournament Sweet 16 Appearances (1984, 1986, 1989, 1997, 1999, 2000, 2003, 2004, 2005, 2006, 2007, 2008, 2013, 2014)
- 23 NCAA Tournament Appearances (1984, 1986, 1987, 1988, 1989, 1990, 1991, 1997, 1999, 2000, 2001, 2003, 2004, 2005, 2006, 2007, 2008, 2009, 2010, 2012, 2013, 2014)
- 53 SEC Player of the Week Honors
- 39 All-SEC First Team Honors
- 59 SEC Academic Honor Roll Honors

**Individual Accomplishments**

- 2 National Players of the Year (Seimone Augustus, 2005 & 2006)
- 2 National Coaches of the Year (Sue Gunter, 1983 & Pokey Chatman, 2005)
- 2 Naismith National Basketball Hall of Famers (Sue Gunter, 2005 & Van Chancellor, 2007)
- 2 Women's Basketball Hall of Famers (Sue Gunter, 2000 & Van Chancellor, 2007)
- 9 WBCA First-Team All-Americans (Julie Gross, 1978; Joyce Walker, 1983 & 1984; Pokey Chatman, 1991; Marie Ferdinand, 2001; Seimone Augustus, 2004, 2005 & 2006; Sylvia Fowles, 2007 & 2008)
- 2 National Freshmen of the Year (DeTrina White, 1999 & Seimone Augustus, 2003)
- 2 SEC Tournament MVPs (Pokey Chatman, 1991 & Temeka Johnson, 2003)
- 3 SEC Player of the Year Honors (Seimone Augustus, 2005 & 2006 & Sylvia Fowles, 2008)
- 4 SEC Coach of the Year Honors (Sue Gunter, 1997, 1999; Pokey Chatman, 2005 & Van Chancellor, 2008)

ultimately retired following the season. Gunter was replaced during the season and on a full-time basis with former All-American guard Pokey Chatman.

The next season, in her first full year, Chatman, again guided the Lady Tigers to success. In 2004-05, LSU posted a 33-3 overall record, was ranked No. 1 in the nation for 11 weeks, won the program's first SEC regular season title with a perfect 14-0 mark, and advanced to the NCAA Final Four in Indianapolis. Chatman and guard Seimone Augustus earned numerous national honors, including sweeping the National Coach and Player of the Year honors.

The Lady Tigers continued their success in 2005-06 with a return to the Final Four and a repeat as SEC regular season champions. LSU posted a 31-4 overall record and a 13-1 league mark. Seimone Augustus completed her collegiate career as the 2006 National Player of the Year. LSU fell to Duke in the national semifinal in Boston, Mass.

The 2006-07 season once again saw the Lady Tigers reach the NCAA Final Four after overcoming some late season adversity. LSU posted a 30-8 overall record and junior center Sylvia Fowles earned Kodak All-American honors. Associate head coach Bob Starkey served as acting head coach during the NCAA Tournament run that saw the Lady Tigers knock off Connecticut, 73-50, in the Fresno Regional Final. LSU took on Rutgers in the national semifinal in Cleveland, Ohio. The Scarlet Knights ended LSU's season by a score of 59-35.

The 2007-08 season saw LSU reach its fifth straight Final Four, becoming only the second program in NCAA women's history to achieve that feat. Connecticut was the other. First-year head coach Van Chancellor came to LSU after a successful career at Ole Miss and the WNBA's Houston Comets. Chancellor was named SEC Coach of the Year as he was a perfect fit for a program as prominent as LSU. The Lady Tigers won the Southeastern Conference regular season championship with a perfect 14-0 record while finishing 31-6 overall. Sylvia Fowles was named to the State Farm All-America Team for the second straight season. LSU suffered a heartbreaking loss to Tennessee in the final seconds of the national semifinal in Tampa, Fla., but another Final Four banner would hang in the Maravich Center rafters.

The 2008-09 season might have been Chancellor's finest coaching job. LSU lost all of its key players from the 2009 Final Four team, but the Lady Tigers fought on winning five SEC games in a row to close the regular season and reach the NCAA Tournament for the 11th consecutive year. Allison Hightower was LSU's leader as she became the first player in school history to lead the team in points (14.9), steals (1.9), assists (3.0) and blocks (1.2) in the same season. Hightower was an honorable mention State Farm All-American and freshman LaSondra Barrett made a significant impact as the 2009 SEC Co-Freshman of the Year. LSU's season came to an end at home in the second round of the NCAA Tournament, losing to eventual Final Four participant Louisville in the Maravich Center.

**LSU's AIAW National Runner-up team - 1976-77**

## A New Decade

LSU closed the books on the 2000s as one of the most successful programs in women's college basketball. From 2004-09, LSU won 171 contests and no team had advanced to more Final Fours. In Chancellor's third season during the 2009-10 year, Hightower returned for her senior campaign. It was one of the most productive years by a player in school history. Hightower was named a second-team All-American by the Lowe's Senior CLASS Award and she was a finalist for the Wooden Award and Naismith Trophy. For the second straight season, she recorded honorable mention All-America honors by State Farm.

Her 18.2 point per game average, sparked LSU to a 21-10 overall record and a 9-7 mark in conference play. The Lady Tigers finished with a share of third place in the final SEC standings. LSU earned a tough draw in the NCAA Tournament, faced with the task of defeating Duke on its home floor of Cameron Indoor Stadium. In a place where the Blue Devils rarely lose, LSU gave Duke all it could handle before falling 60-52 in the NCAA Second Round. Hightower closed out her career as the 13th all-time leading scorer in LSU history.

The 2010-11 season would be the last for Chancellor as LSU posted a 19-13 record and an 8-8 mark in SEC play. The Lady Tigers scored a huge upset of No. 9 UCLA in Los Angeles to highlight non-conference play. LSU also held No. 20 Georgia to its lowest point total ever in an SEC game in a 47-41 win on Jan. 30. The Lady Tigers topped Alabama in the SEC Tournament first round before losing to Kentucky, 60-58, in the SEC Tournament quarterfinal. Junior forward LaSondra Barrett was a first-team All-SEC performer and a State Farm Honorable Mention All-American



**Seimone Augustus helped the program soar to national prominence after being named two-time National Player of the Year and leading the Lady Tigers to three NCAA Final Fours.**

**Sylvia Fowles went down as the most dominant post player in school history. A two-time State Farm All-American, Fowles was a member of a Final Four team every year of her career.**

**Allison Hightower, one of the most influential players in school history, perpetuated the LSU NCAA Tournament legacy when she guided the team to appearances in 2009 and 2010.**

**The 2004 LSU Lady Tigers became the first team in school history to advance to a Final Four.**

**Nikki Caldwell was introduced as the seventh head coach in April 2011 and has guided the Lady Tigers to back-to-back NCAA Tournament appearances.**

after averaging 12.2 points and a team-high 6.3 rebounds per game. LSU led the SEC in scoring defense for the seventh straight season, allowing only 52.9 points per contest.

Nikki Caldwell ushered in a new era of Lady Tiger basketball in 2011-12. Caldwell, using the motto "it's not an option" to miss the NCAA Tournament, sparked LSU to a six-game win streak late in the year. Barrett, playing in her final season, lifted the Lady Tigers to an SEC Tournament run that included beating regular season champion Kentucky for the second time. LSU met Tennessee in the SEC Championship Game as Caldwell dueled against her mentor Pat Summitt in what would be Summitt's final SEC game. Though the Lady Vols won 70-58, the Lady Tigers made a return to the NCAA Tournament and reached the second round of the event in the Maravich Center.

The following season, LSU recorded 22 wins in Caldwell's second year and overcame several key injuries. The Lady Tigers went on a seven-game winning streak late in the season, reached the NCAA Tournament and then its first Sweet 16 since 2008. The team developed the motto "Eight is Enough," and it was said every time they took the floor.

After defeating Green Bay in the NCAA Tournament first round in Baton Rouge, the Lady Tigers left the fans with one of the most spectacular victories in school history.

Playing without its injured leader in Jeanne Kenney, LSU knocked off third-seeded Penn State, 71-66, in the second round. Senior Adrienne Webb, playing in her final home game, poured in a career-high 27 points that ignited a celebration when the final horn sounded.

The 2013-14 season was filled with numerous memorable moments as LSU took on the nation's toughest schedule and fired out to a 17-4 start highlighted by a Barclays Invitational Championship and the program's first victory at Tennessee since the 2007-08 season.

After a six-game losing streak to end the regular season, Caldwell and the Lady Tigers regrouped for the NCAA Tournament.

LSU came out clicking on all cylinders and collected a 98-78 win over Georgia Tech during the opening round. The 98 points were a program NCAA Tournament single-game mark.

The Lady Tigers lost All-SEC Freshman Team guard Raigyne Moncrief to injury during the Georgia Tech game, and senior guard Jeanne Kenney was injured in the first half of LSU's NCAA Second Round matchup versus No. 7 West Virginia.

The Lady Tigers dug deep and put together a 20-4 finishing kick over the last five minutes and scored on their final 10 possessions to come away with a 76-67 victory over the Mountaineers.

Danielle Ballard turned in a NCAA Tournament effort for the ages as she racked up 23.3 points and 14.0 rebounds per game over LSU's three postseason games. At the team's end of the year banquet, each student-athlete received a courage award instead of individual accolades.

## SYLVIA FOWLES
### 2008 No. 2 Pick

Sylvia Fowles was taken as the second pick in the 2008 WNBA Draft by the Chicago Sky. Today, Fowles is the team's franchise player.

## SEIMONE AUGUSTUS
### 2006 No. 1 Pick

Seimone Augustus was selected with the first pick in the 2006 WNBA Draft by the Minnesota Lynx. Augustus became LSU's first No. 1 overall draft selection, and she is just one of five athletes in LSU Athletics history to be taken as the top pick in any sport.

# WNBA LADY TIGERS

## LADY TIGERS WNBA DRAFT PICKS

**1999**

| PLAYER | RD | PICK | TEAM |
|---|---|---|---|
| Elaine Powell | 4th | 50th | Orlando Miracle |

**2000**

| | | | |
|---|---|---|---|
| Katrina Hibbert | 4th | 57th | Seattle Storm |

**2001**

| | | | |
|---|---|---|---|
| April Brown | 4th | 51st | Indiana Fever |
| Marie Ferdinand | 1st | 8th | Utah Starzz |

**2003**

| PLAYER | RD | PICK | TEAM |
|---|---|---|---|
| Ke Ke Tardy | 2nd | 25th | San Antonio Silver Stars |
| DeTrina White | 2nd | 20th | Indiana Fever |
| Aiysha Smith | 1st | 7th | Washington Mystics |

**2004**

| | | | |
|---|---|---|---|
| Doneeka Hodges | 2nd | 25th | Los Angeles Sparks |

**2005**

| | | | |
|---|---|---|---|
| Temeka Johnson | 1st | 6th | Washington Mystics |

**2006**

| | | | |
|---|---|---|---|
| Seimone Augustus | 1st | 1st | Minnesota Lynx |
| Scholanda Dorrell | 1st | 14th | Sacramento Monarchs |

**2008**

| PLAYER | RD | PICK | TEAM |
|---|---|---|---|
| Sylvia Fowles | 1st | 2nd | Chicago Sky |
| Erica White | 2nd | 17th | Houston Comets |
| Quianna Chaney | 2nd | 19th | Chicago Sky |

**2010**

| | | | |
|---|---|---|---|
| Allison Hightower | 2nd | 10th | Connecticut Sun |

**2012**

| | | | |
|---|---|---|---|
| LaSondra Barrett | 1st | 10th | Washington Mystics |

**2014**

| | | | |
|---|---|---|---|
| Theresa Plaisance | 3rd | 27th | Tulsa Shock |

### SCHOLANDA DORRELL
**2006 No. 14 Pick**

Scholanda Robinson was the first round draft choice of the Sacramento Monarchs in the 2006 WNBA Draft. Robinson, who went No. 14 overall, finished her fourth season with the club in 2009.

### ALLISON HIGHTOWER
**2010 No. 15 Pick**

Allison Hightower became the 15th LSU player selected in the WNBA Draft since the league's inception in 1997. She was taken No. 15 overall by the Connecticut Sun in the 2010 WNBA Draft.

### LASONDRA BARRETT
**2012 No. 10 Pick**

LaSondra Barrett became the seventh WNBA first round pick in LSU history when she was taken 10th overall in the 2012 WNBA Draft.

# 2014 WNBA PLAYERS

**SEIMONE AUGUSTUS**
Minnesota Lynx

**SYLVIA FOWLES**
Chicago Sky

**THERESA PLAISANCE**
Tulsa Shock

**TEMEKA JOHNSON**
Seattle Storm

**ALLISON HIGHTOWER**
Connecticut Sun

**SHANECE MCKINNEY**
New York Liberty

## *WNBA LADY TIGERS SINCE 1997*

| | | |
|---|---|---|
| **Seimone Augustus** | **Minnesota** | **2006-present** |
| Quianna Chaney | Chicago | 2008 |
| Scholanda Dorrell | Sacramento | 2006-09 |
| | Tulsa | 2010 |
| | San Antonio | 2011 |
| | Tulsa | 2012 |
| **Sylvia Fowles** | **Chicago** | **2008-present** |
| Marie Ferdinand-Harris | Utah/San Antonio | 2001-07 |
| | Los Angeles | 2008-10 |
| | Phoenix | 2011 |
| Pietra Gay | Houston | 1997 |
| Cornelia Gayden | Orlando | 2000 |
| Katrina Hibbert | Seattle | 2000 |
| **Allison Hightower** | **Connecticut** | **2010-present** |
| Doneeka Hodges | Los Angeles | 2004-06 |
| **Temeka Johnson** | **Washington** | **2005** |
| | **Los Angeles** | **2006-08** |
| | **Phoenix** | **2009-11** |
| | **Tulsa** | **2012** |
| | **Seattle** | **2013-present** |
| **Shanece McKinney** | **New York** | **2014-present** |
| **Theresa Plaisance** | **Tulsa** | **2014-present** |
| Elaine Powell | Orlando | 1999-2001 |
| | Detroit | 2002-05 |
| | Chicago | 2006 |
| | Detroit | 2006-08 |
| Aiysha Smith | Washington | 2003-04 |
| DeTrina White | New York | 2004-05 |
| Erica White | Houston | 2008 |
| | Indiana | 2009 |

**TEMEKA JOHNSON**
2005 WNBA Rookie of the Year

**SEIMONE AUGUSTUS**
2006 WNBA Rookie of the Year

## ROOKIES OF THE YEAR

LSU has produced two WNBA Rookies of the Year. Temeka Johnson and Seimone Augustus were named WNBA Rookies of the Year in successive seasons. Johnson, the fifth pick by the Washington Mystics in the 2005 Draft, won the honor in 2005 after averaging 9.3 points and 5.3 assists per game. Augustus, the No. 1 overall pick in 2006, ranked second in the league in scoring with 21.9 points per contest as a rookie that season.

## WNBA ALL-ROOKIE TEAM

**2005**
Temeka Johnson

**2006**
Seimone Augustus

**2008**
Sylvia Fowles

# SYLVIA FOWLES

**All-WNBA 1st Team (2010, 2013)**
**All-WNBA 2nd Team (2011, 2012)**
**WNBA Defensive Player of the Year (2011, 2013)**
**WNBA All-Defensive 1st Team (2010, 2011, 2012, 2013)**
**WNBA All-Defensive 2nd Team (2008, 2014)**
**WNBA All-Star MVP (2010)**
**WNBA All-Star (2009, 2010, 2011, 2013)**
**WNBA All-Rookie Team (2008)**

Her stature is intimidating and her play at center has proven to be one of the dominating forces in the WNBA. Over her seven seasons, Sylvia Fowles has proven to be a franchise player for the Chicago Sky who are coming off their first trip to the WNBA Finals in 2014. She has garnered a pair of All-WNBA First-Team and All-WNBA Second-Team selections. Fowles also has captured two WNBA Defensive Player of the Year awards and has been named a WNBA All-Defensive honoree during six of her seven seasons. She ranks second with 9.8 career rebounds per game, fourth with 2.0 blocks per game and sixth all-time in field goal percentage in WNBA history.

### FOWLES' WNBA CAREER STATS

| YEAR | TEAM | G-GS | MPG | FG% | 3P% | FT% | RPG | APG | SPG | BPG | PPG |
|---|---|---|---|---|---|---|---|---|---|---|---|
| 2008 | CHI | 17-14 | 25.3 | .513 | .000 | .585 | 7.5 | 0.3 | 1.1 | 2.1 | 10.5 |
| 2009 | CHI | 24-20 | 28.8 | .599 | .000 | .646 | 7.8 | 0.8 | 0.9 | 1.5 | 11.3 |
| 2010 | CHI | 34-34 | 32.0 | .582 | 1.000 | .760 | 9.9 | 1.5 | 1.1 | 2.6 | 17.8 |
| 2011 | CHI | 34-34 | 34.6 | .591 | .000 | .766 | 10.2 | 0.6 | 1.2 | 2.0 | 20.0 |
| 2012 | CHI | 25-25 | 31.1 | .638 | .000 | .692 | 9.4 | 0.9 | 1.1 | 1.9 | 16.2 |
| 2013 | CHI | 32-32 | 31.3 | .586 | .000 | .685 | 11.5 | 0.4 | 0.9 | 2.4 | 16.3 |
| 2014 | CHI | 20-18 | 29.8 | .546 | .000 | .783 | 10.2 | 0.6 | 1.4 | 2.0 | 13.4 |
| **Career** | | **186-177** | **30.9** | **.585** | **1.000** | **.719** | **9.8** | **0.8** | **1.1** | **2.0** | **15.7** |

# SEIMONE AUGUSTUS

**All-WNBA 1st Team (2012)**
**All-WNBA 2nd Team (2006, 2007, 2011, 2013, 2014)**
**WNBA Finals MVP (2011)**
**WNBA All-Star (2006, 2007, 2011, 2013, 2014)**
**WNBA Rookie of the Year (2006)**
**WNBA All-Rookie Team (2006)**

Seimone Augustus has lived up to her billing in the WNBA since being selected as the No. 1 overall pick in 2006. In 2011, Augustus won a WNBA Championship and was named the WNBA Finals MVP. She racked up 22.0 points per game during the Lynx's championship runs Augustus followed that season up by earning All-WNBA First-Team accolades for the first time in her career in 2012. Augustus and the Lynx won its second WNBA championship in 2013. She is a five-time All-WNBA Second-Team selection and a five-time WNBA All Star. Augustus is one of 18 players in league history to amass 4,500 career points and is the WNBA's fifth-leading career scorer averaging with 18.5 points per game.

### AUGUSTUS' WNBA CAREER STATS

| YEAR | TEAM | G-GS | MPG | FG% | 3P% | FT% | RPG | APG | SPG | BPG | PPG |
|---|---|---|---|---|---|---|---|---|---|---|---|
| 2006 | MIN | 34-34 | 33.1 | .456 | .353 | .897 | 3.8 | 1.5 | 0.6 | 0.5 | 21.9 |
| 2007 | MIN | 34-34 | 32.1 | .508 | .419 | .873 | 4.0 | 2.3 | 1.2 | 0.6 | 22.6 |
| 2008 | MIN | 31-31 | 33.6 | .470 | .317 | .890 | 3.9 | 2.7 | 1.0 | 0.4 | 19.1 |
| 2009 | MIN | 6-6 | 29.7 | .570 | .643 | .905 | 4.2 | 1.5 | 2.0 | 0.5 | 21.0 |
| 2010 | MIN | 25-25 | 33.3 | .472 | .336 | .667 | 3.2 | 1.9 | 0.9 | 0.3 | 16.9 |
| 2011 | MIN | 34-34 | 29.3 | .504 | .417 | .865 | 3.5 | 2.2 | 0.9 | 0.4 | 16.2 |
| 2012 | MIN | 29-29 | 28.5 | .491 | .437 | .852 | 3.6 | 2.5 | 0.9 | 0.2 | 16.6 |
| 2013 | MIN | 31-31 | 29.7 | .516 | .290 | .879 | 3.2 | 2.5 | 0.6 | 0.6 | 16.3 |
| 2014 | MIN | 24-24 | 31.2 | .511 | .333 | .846 | 3.6 | 2.4 | 0.4 | 0.1 | 16.5 |
| **Career** | | **248-247** | **31.3** | **.486** | **.372** | **.864** | **3.6** | **2.2** | **0.8** | **0.4** | **18.5** |

# WNBA CHAMPIONSHIPS

**Former LSU women's basketball players have won a combined six WNBA Championships.**

## SEIMONE AUGUSTUS

**2011, 2013 Minnesota Lynx**

For the second time in her career, Seimone Augustus is a WNBA champion as the Minnesota Lynx completed a sweep of the Atlanta Dream in the 2013 WNBA Finals. Augustus combined for 53 points, 11 rebounds and seven assists in the three games, and she had 14 points in the series clincher.



## TEMEKA JOHNSON

**2009 Phoenix Mercury**

Temeka Johnson's first season with the Phoenix Mercury was a memorable one as the starting point won her first championship ring in 2009. The Mercury trailed 2-1 in the series before winning two straight to take the series in five games. Johnson, a recipient of the WNBA CARES' award, started all 11 of Phoenix's playoff games, averaging 7.5 points and 3.1 assists per contest.

## ELAINE POWELL

**2003, 2006 & 2008 Detroit Shock**

Elaine Powell was a member of three WNBA championship teams – all with the Detroit Shock. Powell has claimed more league titles than any former player in school history doing so in 2003, 2006 and 2008.

# WNBA ALL-STARS

## MARIE FERDINAND-HARRIS

**2002, 2003 & 2005**

Marie Ferdinand-Harris has made three WNBA All-Star game appearances. Harris, then a member of the San Antonio Silver Stars (formerly the Utah Starzz), played for the Western Conference in 2002, 2003 and 2005.

## SEIMONE AUGUSTUS

**2006, 2007, 2011, 2013, 2014**

Seimone Augustus was voted to the Western Conference All-Star team five times most recently in 2014. Augustus scored a game-high 16 points in the 2006 game.

## SYLVIA FOWLES

**2009, 2010, 2011, 2013**

Sylvia Fowles earned 2010 All-Star MVP honors after leading the USA past the WNBA with a game-high 23 points. In her first All-Star Game appearance in 2009, Fowles dazzled fans as she became the third player in league history to dunk in the game.

***Theresa Plaisance***
2013 World University Games
USA Gold Medalist

***Nikki Caldwell***
2012 USA U18 FIBA Americas
Gold Medal Team
2013 USA U19 FIBA World
Championship Team

# USA BASKETBALL

## Red, White, Blue and LSU

Nikki Caldwell is the only coach in LSU history to claim multiple USA gold medals while during her tenure as Lady Tiger head coach.

She was an assistant coach on the 2012 USA U18 National Team and the 2013 USA U19 National Team that won gold medals. Theresa Plaisance claimed her second USA gold medal as a member of the World University Games team in Russia in 2013.

**Pokey Chatman**
1987 USA Select Team

**Marie Ferdinand**
2000 USA Select Team

**Temeka Johnson**
2003 USA World Championship
for Young Women Team

## Seimone Augustus

2003 USA World Championship for Young Women Team; 2005 USA World University Games Team; 2006 & 2007 USA Senior National Team; 2008 & 2012 USA Senior National Team Olympic Gold Medalist, 2014 FIBA World Championships

## Sylvia Fowles

2005 USA World University Games Team; 2007 USA Senior National Team; 2008 & 2012 USA Senior National Team Olympic Gold Medalist; 2010 FIBA World Championship Gold Medalist

## Erica White

2006 USA U20 National Team

## LaSondra Barrett

2009 FIBA U19 World Championship
Gold Medal Team

## Theresa Plaisance

2010 FIBA Americas U18 Championship
2013 USA World University Games Gold Medal

## Van Chancellor

**2004 USA Head Coach**

Former LSU coach, Van Chancellor was the head coach of the 2004 United States Olympic team that won the gold medal in Athens. Chancellor posted a 36-0 record as head coach of Team USA in international competition.

## *Sue Gunter*

**1980 USA Head Coach, 1976 Assistant Coach**

Sue Gunter's coaching career extends beyond the boundaries of the Southeast with an international resume that laid the groundwork for today's Olympic success story. Gunter was the head coach of the USA National Team in 1976, which set the table for her assistant coaching position under Billie Moore and the 1976 Olympic team. In their first Olympic appearance, the USA brought home the silver medal in Montreal. Gunter was then named head coach of the USA national team in both 1978 and 1980, leading to her being named the head coach of the USA Olympic team in 1980. The 1980 Olympic team included such great players like Denise Curry, Carol Blazekowski, Anne Donovan, Rosie Walker, and Lynette Woodard. The USA stormed to a 6-1 record during the qualifying tournament. However, the dream for Team USA's first Olympic gold medal was cut short when President Jimmy Carter ordered a boycott of the 1980 Olympic games in protest of the Soviet Union's invasion of Afghanistan.

**Seimone Augustus (top) and Sylvia Fowles (bottom) are the only athletes in LSU history with multiple Olympic gold medals.**

# 2008, 2012

## OLYMPIC GAMES

In August 2008, a childhood dream became a reality as former LSU All-Americans Sylvia Fowles and Seimone Augustus became the first Olympic gold medalists in the history of LSU women's basketball. The two helped the Americans breeze through the 2008 Beijing Olympics. Four years later, they did it again as members of the 2012 London Olympic gold medal team.

Fowles averaged 13.8 points and 8.4 rebounds in the 2008 Olympics and she followed that up with 6.0 points and 3.6 boards in London. Augustus posted 7.9 points and 2.3 rebounds in 2008 and 7.8 points and 2.5 boards in 2012.

Augustus and Fowles became the first LSU athletes - past or present - in any sport to claim multiple Olympic gold medals as the U.S. Women's National team put a punctuation mark on its perfect 2012 London run with an 86-50 victory over France in the gold medal contest.

Augustus and Fowles' achievements were the 14th and 15th gold medals won by LSU athletes - former or current - in Olympic history. From coach Sue Gunter's silver medal at the 1976 Games to coach Van Chancellor's gold medal at the 2004 Games, LSU women's basketball has been associated with six Olympic medals.

**Team USA celebrates atop the medal stand following its win over Australia in the 2008 gold medal game. Sylvia Fowles (third from left) and Seimone Augustus (second from right) combined for 17 points in the final game.**

## *2008 Beijing Olympic Results*

| | | | | |
|---|---|---|---|---|
| Czech Republic | W | 97-57 | Aug. 9 | |
| China | W | 108-63 | Aug. 11 | |
| Mali | W | 97-41 | Aug. 13 | |
| Spain | W | 93-55 | Aug. 15 | |
| New Zealand | W | 96-60 | Aug. 17 | |
| South Korea | W | 104-60 | Aug. 19 | Quarterfinal |
| Russia | W | 67-52 | Aug. 21 | Semifinal |
| Australia | W | 92-65 | Aug. 23 | Gold Medal Game |

## *2012 London Olympic Results*

| | | | | |
|---|---|---|---|---|
| Croatia | W | 81-56 | July 28 | |
| Angola | W | 90-38 | July 30 | |
| Turkey | W | 89-58 | Aug. 1 | |
| Czech Republic | W | 88-61 | Aug. 3 | |
| China | W | 114-66 | Aug. 5 | |
| Canada | W | 91-48 | Aug. 7 | Quarterfinal |
| Australia | W | 86-73 | Aug. 9 | Semifinal |
| France | W | 86-50 | Aug. 11 | Gold Medal Game |

**"I had to hold tears back. Rethinking the last two or three years for myself and being back and winning a gold medal, honestly, I had this as my screen saver a year ago before they even announced the team. So, it's a dream come true."**

**- Seimone Augustus; Aug. 11, 2012**

**"The experience was awesome, and it was more than I could have ever imagined. When you represent your country at the highest level with USA across your jersey, it is an honor."**

**- Sylvia Fowles; Aug. 23, 2008**

# 42 SHEILA BOYKIN

## 6-2 • FORWARD • SENIOR • 3L
## LOS ANGELES, CALIF. (LONG BEACH POLY HS)

### TOP SCORING GAMES

| RANK | POINTS | OPPONENT | DATE |
|---|---|---|---|
| 1 | 8 | Florida International | 11/25/12 |
| 1 | 8 | Tulane | 12/09/12 |
| 3 | 7 | Florida | 01/12/14 |
| 4 | 6 | Arkansas-Pine Bluff | 11/21/11 |
| 4 | 6 | Grambling | 12/19/12 |
| 6 | 5 | North Carolina State | 12/02/12 |
| 6 | 5 | Florida Gulf Coast | 12/17/13 |

### HONORS
• 2014 Eye of the Tiger Award (LSU Academic Gala)

### CAREER
Boykin has played in 82 career games and recorded 13 of her 18 starts during the 2013-14 season ... One of the great stories in college basketball as she has recovered from Gullian-Barre syndrome which attacks the nervous and immune system ... Diagnosed prior to the Missouri game (Feb. 22, 2012) and missed the last nine games of the 2012-13 season after being hospitalized ... After an intense summer of rehab to get her movement back, returned to practice in October ... Recipient of LSU's Eye of the Tiger award (Feb. 4, 2014) at the academic gala which goes annually to the student-athlete who overcomes adversity in their life to succeed both in the classroom and in competition ... Versatile forward who came to LSU from Los Angeles, Calif. after being originally signed by Nikki Caldwell's staff at UCLA.

### JUNIOR SEASON (2013-14)
One of five players to see action in all 34 games ... Recorded 13 starts and played 10-plus minutes during 27 of her 34 appearances ... Accounted for 1.6 points and 2.3 rebounds per game ... Started in 10 of the first 11 games of the season (Nov. 8-Dec. 20) ... Made her first appearance since the Mississippi State game (Feb. 17, 2013) and scored two points along with two rebounds against Stephen F. Austin (Nov. 8) ... Pulled down a career-high seven rebounds versus Hampton (Nov. 20) ... Logged 22 minutes at Louisiana Tech (Nov. 23) where she finished with four points ... Played a season's best 28 minutes in a start against Rutgers (Nov. 29) and tallied four rebounds along with two steals ... Notched five points and two rebounds versus Florida Gulf Coast (Dec. 17) ... Chipped in four points at North Carolina State (Dec. 20) ... Pumped in a season's best seven points against Florida (Jan. 12) ... Secured four points, two rebounds and a block at Ole Miss (Jan. 26) ... Came away with four points and three rebounds at No. 19 Texas A&M (Feb. 9) ... Started three straight games in place of Shanece McKinney (Feb. 16-23) ... Provided four points and six rebounds versus Arkansas (Feb. 23) ... Picked up two points and four rebounds at Alabama (March 2) ... Added two points and two rebounds during LSU's NCAA Tournament First Round victory over Georgia Tech (March 23).

### SOPHOMORE SEASON (2012-13)
Started the first five games of the year and played in 25 total contests ... Diagnosed with Guillain-Barre syndrome leading into the Missouri game (Feb. 22) and missed LSU's final nine games of the season ... Equaled a then career-high with six rebounds in 18 minutes at Georgetown (Nov. 19) ... Registered a career-high eight points on a flawless 4-of-4 shooting in victory at Florida International (Nov. 25)... Chipped in five points and five rebounds against North Carolina State (Dec. 2) off the bench ... Provided a career-high tying eight points versus Tulane (Dec. 9) ... Made 10 straight field goals during a three-game stretch (Nov. 25-Dec. 9) ... Compiled five rebounds and a career-best two blocks against Louisiana Tech (Dec. 16) ... Played key role at Auburn (Jan. 31) where she hauled in five rebounds in 22 minutes – her longest career outing in SEC play at the time.

### FRESHMAN SEASON (2011-12)
Averaged 1.7 points, 1.9 rebounds and 7.0 minutes per game as a true freshman ... Played in 23 games ... Scored her first collegiate points with six on 2-of-4 shooting against Arkansas-Pine Bluff (Nov. 21) ... Chipped in four points, two assists and two rebounds against Lamar (Dec. 18) ... Played 13 minutes against Alabama (Jan. 8) and scored four points with five rebounds ... Delivered a solid eight minutes against Mississippi State (Feb. 9) where she tallied two points, four rebounds,

two assists and a block ... Was 2-of-2 from the floor for four points in five minutes against Auburn (Feb. 19) ... Came off the bench with 11 quality minutes against Arkansas (March 2) in the SEC Tournament where she secured three rebounds including the game's final one as the horn sounded ... Knocked down two free throws and collected three rebounds against No. 10 Kentucky (March 3) in SEC Tournament semifinals.

## HIGH SCHOOL

One of the premier high school prospects from the West Coast ... Rated the No. 27 player in America by ESPN Hoop Gurlz ... Originally signed with UCLA during the fall period but was granted a release and then signed with LSU on June 29, 2011 ... Prepped at Long Beach Poly High School, which finished the 2011 season ranked 17th nationally by USA Today ... One of 10 players who earned 2011 Los Angeles Times All-Star honors after averaging 10.0 points and 8.3 rebounds per game as a senior ... Led the Jackrabbits to a 25-3 record in her final year ... As a junior, netted 9.6 points, 8.8 boards, 4.0 assists and 3.7 steals per contest ... Spearheaded the squad to the 2010 CIF Division I-AA Championship ... Also earned Moore League Co-MVP, CIF Southern Section Division I-AA Player of the Year and Long Beach Press-Telegram Dream Team Player of the Year honors as a junior ... A four-time Long Beach Press-Telegram Dream Team selection ... Coached by Carl Buggs.

## PERSONAL

Full name is Sheila Marie Boykin ... Born on March 20, 1993, in Los Angeles ... Daughter of Shelton Boykin and Ruth Seja ... Both of them played college basketball ... Has one older brother, Shelton, Jr., and two sisters, Mia and Leila ... Brother attends and plays college basketball at Antelope Valley College in Lancaster, Calif. ... Chose to attend LSU "because of the family atmosphere with the coaches, my teammates and in Baton Rouge" ... Majoring in mass communications with a concentration in journalism.

## CAREER HIGHS

**POINTS**
8; 2x
Last: Tulane (12/09/12)

**REBOUNDS**
7
Hampton (11/20/13)

**FIELD GOALS MADE**
4; 2x
Last: Tulane (12/09/12)

**FIELD GOALS ATTEMPTED**
5
Saint Joseph's (11/10/13)

**3-POINT FIELD GOALS MADE**
N/A

**3-POINT FIELD GOALS ATTEMPTED**
N/A

**FREE THROWS MADE**
3
Alabama State (12/11/11)

**FREE THROWS ATTEMPTED**
4
Alabama State (12/11/11)

**ASSISTS**
4
Arkansas-Pine Bluff (11/21/11)

**STEALS**
3
Northwestern (11/22/11)

**BLOCKS**
2
Louisiana Tech (12/16/12)

**MINUTES**
29
at Hampton (11/16/12)

## BOYKIN'S CAREER STATISTICS

| YEAR | GP-GS | MIN/AVG | FG-FGA | PCT | 3-POINT FG-FGA | PCT | FT-FTA | PCT | REBOUND OFF-DEF-TOT | AVG | PF-FO | AST | TO | BLK | STL | PTS/AVG |
|---|---|---|---|---|---|---|---|---|---|---|---|---|---|---|---|---|
| 2011-12 | 23-0 | 160/7.0 | 15-29 | .517 | 0-0 | .000 | 8-14 | .571 | 17-27-44 | 1.9 | 14-0 | 13 | 16 | 1 | 10 | 38/1.7 |
| 2012-13 | 25-5 | 336/13.4 | 18-27 | .667 | 0-0 | .000 | 8-16 | .500 | 22-35-57 | 2.3 | 35-0 | 16 | 19 | 6 | 8 | 44/1.8 |
| 2013-14 | 34-13 | 484/14.2 | 25-59 | .424 | 0-0 | .000 | 5-12 | .417 | 35-42-77 | 2.3 | 54-0 | 17 | 31 | 7 | 13 | 55/1.6 |
| **TOTALS** | **82-18** | **980/12.0** | **58-115** | **.504** | **0-0** | **.000** | **21-42** | **.500** | **74-104-178** | **2.2** | **103-0** | **46** | **66** | **14** | **31** | **137/1.7** |

# 24 DaShawn Harden

## 5-9 • Guard • Senior • 1L
## Olathe, Kan. (Johnson County CC)

### Top Scoring Games

| Rank | Points | Opponent | Date |
|---|---|---|---|
| 1 | 20 | Stephen F. Austin | 11/08/13 |
| 2 | 19 | Saint Joseph's | 11/10/13 |
| 3 | 17 | Georgia Tech | 03/23/14 |
| 3 | 17 | at No. 5 Tennessee | 02/02/14 |
| 5 | 12 | No. 7 West Virginia | 03/25/14 |
| 6 | 11 | at Tulane | 01/05/14 |
| 7 | 10 | Missouri | 02/06/14 |
| 8 | 9 | at No. 13 Kentucky | 02/02/14 |
| 8 | 9 | Florida | 01/12/14 |
| 10 | 8 | Missouri | 02/06/14 |
| 10 | 8 | Arkansas | 02/23/14 |
| 10 | 8 | at Alabama | 03/02/14 |

### Honors

- 2013-14 SEC Player of the Week (11/11/13)
- 2013 WBCA Junior College All -America First Team

### Career

Harden played in 33 games with 10 starts during her first season with the Lady Tigers in 2013-14 ... Officially signed with LSU in April 2013 after she spent a season as a WBCA Junior College All-America First-Team selection at Johnson Community College located in Overland Park, Kansas ... Out of high school, Harden signed and played her freshman season with Oklahoma in 2011-12.

### Junior Season (2013-14)

Registered 23 of her 33 appearances off the bench for LSU ... Notched 7.2 points, 2.4 rebounds, 1.6 steals and 1.3 assists per game ... Harden's 1.6 steals were tied for 13th in the SEC rankings ... Started LSU's first three games (Nov. 8-14) and seven of the team's final eight games (Feb. 23-March 30) ... Upped her scoring average to 9.8 points per game over her 10 starts ... Racked up a team-leading 20 points sparked by a quartet of three-pointers during season opener against Stephen F. Austin (Nov. 8) ... The 20 points were the most by a LSU player in their debut since freshman Seimone Augustus put up 27 points at Arizona (Nov. 22, 2002) ... Followed that up with a 19-point outing coupled with a season's best five steals versus Saint Joseph's (Nov. 10) ... Named the season's first SEC Player of the Week, the first recipient for LSU since LaSondra Barrett (Jan. 2011) ... Garnered seven points, two rebounds, two assists and two steals at Louisiana Tech (Nov. 23) ... Came off the bench against Michigan (Nov. 30) - made an immediate impact with four points and four steals over 15 minutes ... Scored all 17 of LSU's bench points - her highest scoring output since the season's opening weekend - ignited by four three-pointers at No. 5 Tennessee (Jan. 2) ... Registered 11 points, four rebounds and three steals at Tulane (Jan. 5) ... First time since the season's opening weekend that Harden posted consecutive games in double figures ... Provided nine points against Florida (Jan. 12) during 16 minutes of action ... Dished out a season's best four assists at Missouri (Jan. 16) ... Notched nine points and five rebounds at No. 13 Kentucky (Feb. 2) ... Tallied eight points and two rebounds against Missouri (Feb. 6) ... Secured 10 points and four rebounds versus No. 10 Tennessee (Feb. 27) ... Poured in 17 points on 5-of-8 shooting and connected on all three of her treys during LSU's NCAA 1st Round win over Georgia Tech (March 23) ... Piled up 12 points, a season's best eight rebounds and three steals against No. 7 West Virginia (March 25) in the NCAA Second Round ... Notched seven points and four rebounds at No. 4 Louisville (March 30) during NCAA Sweet 16 Round.

### Sophomore Season (2012-13 at Junior College)

The top point guard in the Division II junior college ranks ... Named a WBCA First-Team JUCO All-American in one season at Johnson County Community College in Overland Park, Kan. ... Guided Johnson County CC to a 30-2 overall record, a No. 1 national ranking in the NJCAA Division II poll and a second straight East Jayhawk Conference championship ... Earned MVP

honors of the East Jayhawk Conference after posting 14.3 points, 4.1 rebounds, 3.0 assists and 2.5 steals per game … Ranked third in the conference in scoring, first in three-point accuracy (43 percent), first in free throw accuracy (.791), fourth in three-point fields made (53) and fourth in steals … Reached double figures in 19 games, including five of 20 or more points … Posted 22.5 points in the Region VI Tournament … Coached by Ben Conrad.

### FRESHMAN SEASON (2011-12 AT OKLAHOMA)

Played in all 34 games for the Oklahoma Sooners and averaged 3.5 points, 1.8 assists, 1.8 rebounds and 13.3 minutes per game … Tallied 43 steals, second most on the team … Garnered the season's first Big 12 Freshman of the Week honors after she totaled 15 points and six steals against Sacramento State in the season opener (Nov. 13) … Scored 14 points and had a season-high five rebounds in her Big 12 debut against Iowa State (Jan. 4) … Nailed a season's best 4-of-5 from three-point territory against the Cyclones … Dished out a season-best five assists against Vanderbilt (Nov. 26).

### HIGH SCHOOL

Played four years for the tradition-rich St. Thomas Aquinas Saints and head coach Rick Hetzel … Rated the sixth-best point guard and 33rd best player in the nation for the Class of 2011 by ESPN Hoop Gurlz … Tabbed the Kansas City Star's All-Metro Basketball Player of the Year as a senior …Selected 5A All-State first-team in 2010 and 2011 … Selected MVP of the Eastern Kansas League as a junior and senior … Averaged 15.8 points and 4.4 assists per game her senior year leading her team to perfect 25-0 record and a Class 5A state championship … Scored a game-high 20 points in the title game … Averaged 13.7 points, 4.3 steals, 3.1 assists and 4.5 rebounds as a junior, leading the Saints to the state title game … Scored 1,243 points in her career (fourth all-time) and was Aquinas' career steals leader with 360 … Recorded 111 steals as a junior and 101 her senior year, Nos. 2 and 3 all-time … Owns the second best season for assists with 107 and ranks fourth in career assists with 282.

### PERSONAL

Full name is DaShawn D. Harden … Nickname is "Day" … Born Dec. 2, 1992, in Kansas City, Kan. … Daughter of Derrick and Rita Morrison … One of four siblings.

## CAREER HIGHS

**POINTS**
20
Stephen F. Austin (11/08/13)

**REBOUNDS**
8
No. 7 West Virginia (03/25/14)
NCAA Tournament 2nd Round

**FIELD GOALS MADE**
8
Stephen F. Austin (11/08/13)

**FIELD GOALS ATTEMPTED**
15
Saint Joseph's (11/10/13)

**3-POINT FIELD GOALS MADE**
4; 2x
Last: at No. 5 Tennessee (01/02/14)

**3-POINT FIELD GOALS ATTEMPTED**
10
Saint Joseph's (11/10/13)

**FREE THROWS MADE**
6
Saint Joseph's (11/10/13)

**FREE THROWS ATTEMPTED**
7
Saint Joseph's (11/10/13)

**ASSISTS**
4
at Missouri (01/16/14)

**STEALS**
5
Saint Joseph's (11/10/13)

**BLOCKS**
1; 4x
Last: No. 7 West Virginia (03/25/14)
NCAA Tournament 2nd Round

**MINUTES**
36
Saint Joseph's (11/10/13)

### HARDEN'S CAREER STATISTICS

| YEAR | GP-GS | MIN/AVG | FG-FGA | PCT | 3-POINT FG-FGA | PCT | FT-FTA | PCT | REBOUND OFF-DEF-TOT | AVG | PF-FO | AST | TO | BLK | STL | PTS/AVG |
|---|---|---|---|---|---|---|---|---|---|---|---|---|---|---|---|---|
| 2013-14 | 33-10 | 735/22.3 | 82-248 | .331 | 33-106 | .311 | 40-53 | .755 | 31-47-78 | 2.4 | 63-1 | 43 | 52 | 4 | 53 | 237/7.2 |
| **TOTALS** | **33-10** | **735/22.3** | **82-248** | **.331** | **33-106** | **.311** | **40-53** | **.755** | **31-47-78** | **2.4** | **63-1** | **43** | **52** | **4** | **53** | **237/7.2** |

# 32 DANIELLE BALLARD

## 5-9 • GUARD • JUNIOR • 2L
## MEMPHIS, TENN. (MEMPHIS CENTRAL HS)

### TOP SCORING GAMES

| RANK | POINTS | OPPONENT | DATE |
|---|---|---|---|
| 1 | 25 | at No. 5 Tennessee | 01/02/14 |
| 1 | 25 | vs. No. 12 West Virginia | 11/23/12 |
| 3 | 24 | at No. 4 Louisville | 03/30/14 |
| 3 | 24 | Georgia Tech | 03/23/14 |
| 3 | 24 | Ole Miss | 01/03/13 |
| 6 | 23 | at No. 24 Vanderbilt | 01/19/14 |
| 7 | 22 | No. 7 West Virginia | 02/25/14 |
| 7 | 22 | at No. 19 Texas A&M | 02/09/14 |
| 9 | 21 | McNeese State | 12/21/12 |
| 9 | 21 | Grambling State | 12/19/12 |

### HONORS

- 2014 All-SEC Preseason Second Team (Coaches)
- 2014 LSWA All-Louisiana Third Team
- 2013 Freshman All-America Third Team (Full Court)
- 2013 SEC All-Freshman Team
- 2013 SEC All-Defensive Team
- 2013 LSWA Louisiana Freshman of the Year
- 2013 LSWA All-Louisiana Second Team
- 2012-13 SEC Freshman of the Week (11/26, 12/24, 01/07, 02/18, 03/04)

### CAREER

Ballard has started 54 of her 64 games in her career ... Enters her junior season 170 points away from reaching 1,000 and 74 rebounds shy of reaching 500 for her career ... Six of her Top 10 scoring performances have come against Top 25 opponents ... Produced one of the most prolific freshman season's in school history during the 2012-13 season where she shattered the LSU single-season steals record ... Became the first player in program history -- men or women -- to collect 100 steals ... Also led the SEC in that category and was second among all SEC freshmen in scoring (12.1 PPG).

#### SOPHOMORE SEASON (2013-14)

Started 26 of her 30 appearances on the season and LSU's final 23 games (Dec. 30-March 30) ... Season averages were 10.7 points, 6.9 rebounds, 2.9 assists and 1.4 steals per game ... Secured 18 points, seven rebounds, six assists and three steals during season-opener versus Stephen F. Austin (Nov. 8) ... Compiled a terrific all-around effort with 12 points, nine rebounds and a career-best seven assists against Saint Joseph's (Nov. 10) ... Secured 10 points which included the game-winning layup with 20 seconds left versus Michigan (Nov. 30) during the championship game of the Barclays Invitational ... Garnered seven points, eight rebounds and three assists at North Carolina State (Dec. 20) ... Nine of Ballard's 15 double figure scoring efforts have come against SEC opponents ... Exploded a career-high tying 25 points and notched eight of her 11 field goals on layups at No. 5 Tennessee (Jan. 2) ... Also came away with eight rebounds, four assists and four steals versus the Lady Vols ... Garnered her first double-double of the season with 14 points and 12 rebounds against Florida (Jan. 12) ... Poured in a 23-point effort to go along with seven rebounds and five assists at No. 24 Vanderbilt (Jan. 19) ... Registered 12 points, seven rebounds and five assists at Ole Miss (Jan. 26) ... Held scoreless at No. 13 Kentucky (Feb. 2) ... Turned in 22 points, nine rebounds and four assists at No. 19 Texas A&M (Feb. 9) ... Added 11 points, six rebounds and two assists at Georgia (Feb. 20) ... Picked up 18 points, seven rebounds and four assists during LSU's SEC Tournament win over Alabama (March 6) ... Recorded 15 points, eight rebounds and a career-high tying seven assists against No. 6 Tennessee (March 7) ... Ballard's 23.3 points per game were ninth, while her 14.0 rebounds per game were third in the NCAA Tournament rankings ... Poured in 24 points, a career-high 17 rebounds and handed out four assists during LSU's NCAA First Round win over Georgia Tech (March 23) ... Came away with 22 points, 15 rebounds and six assists in LSU's NCAA Second Round victory over No. 7 West Virginia (March 25) ... Pumped in 24 points and 10 rebounds at No. 4 Louisville (March 30) during NCAA Sweet 16 ... The last LSU player to collect 20-plus points in three straight games was Theresa Plaisance from Nov. 25-Dec. 9, 2012.

### FRESHMAN SEASON (2012-13)

One of the most prolific freshmen in LSU history, shattering the school single-season record for steals with 100 ... Played in 34 games with 28 starts ... Posted 12.1 points, 6.5 rebounds, 2.7 assists and 2.9 steals per game ... Ranked second among all SEC freshmen in scoring and rebounding ... Became the first LSU player to lead the SEC in steals since Marie Ferdinand in 2000 ... Shattered Ferdinand's single-season steals record and became the first LSU player - men or women - to tally 100 steals in a season ... Ranked second nationally among all freshmen in steals ... Amassed double-figures 21 times and had three double-doubles ... Secured

the most SEC Freshman of the Week honors in school history with five … Named a third-team Freshman All-American by Full Court … Poured in a then career-high 25 points which included the final 10 points of the first half to lead LSU past No. 12 West Virginia (Nov. 23) … Finished 10-of-16 from the floor, while collecting five steals and eight rebounds against the Mountaineers … After posting a combined 38 points in two games, was named to the FIU Thanksgiving Classic All-Tournament Team and named SEC Freshman of the Week (Nov. 26) … Joined the starting lineup versus North Carolina State (Dec. 2) … Scored 16 points in her first career start against the Wolfpack and drained a three-pointer from the top of the key off a steal she made at the first half buzzer … Had one of the best freshman performances in LSU history against Grambling State (Dec. 21) where she scored 21 points and matched a then LSU freshmen record for steals with seven … The previous mark was held by Joyce Walker who had seven steals against Southeastern Louisiana on Feb. 12, 1981 … The seven steals also tied for fifth overall in LSU single-game annals … Pumped in 21 points aided by a 9-of-10 effort at the foul line versus McNeese State (Nov. 21) … Became the first LSU freshman with back-to-back 20-point games since Seimone Augustus at the 2003 SEC Tournament … Provided 20 points on 10-of-12 from the floor in 24 minutes against UNO (Dec. 31) … Carried LSU to its first SEC win versus Ole Miss (Jan. 3) where she registered her first career double-double with 24 points and a then career-best 12 rebounds … Named SEC Freshman of the Week for the third time (Jan. 7) … Tallied eight points and four steals highlighted by the game-preserving one with 18 seconds remaining at Auburn (Jan. 31) … In 36 minutes, grabbed a then career-high 15 rebounds against No. 9 Georgia (Feb. 10) … Secured 19 points and four steals at Mississippi State (Feb. 17) … Notched her second career double-double, 14 points and 10 rebounds, versus Alabama (Feb. 28) … Added five steals during the Bama game to break the LSU freshman single-season record … Became the first freshmen since Sylvia Fowles (2004-05) to record back-to-back double-doubles when she added 15 points and 11 rebounds at No. 13 Texas A&M (March 3) … Shattered the LSU single-season steals record with two and tallied 16 points along with six assists versus Green Bay (March 24) during her first career NCAA Tournament game … Chipped in 14 points on 6-of-11 shooting against No. 6 California (March 30) in NCAA Sweet 16.

## HIGH SCHOOL

A versatile guard and scorer ranked among the best in the nation … Tabbed as the No. 25 overall high school player in America by ESPN Hoop Gurlz and the No. 7 ranked guard … As a junior, led Memphis Central to its first Class 3A state championship in 89 years after averaging 13.0 points, 3.3 assists and 3.8 steals per game … Memphis Central finished with a 29-9 mark and a No. 11 national ranking in the ESPN Fab 50 poll in 2011 … Invited to compete at the USA Basketball U17 Team Trials in the summer of 2011 … Coached by Niki Bray.

## PERSONAL

Full name is Danielle Yvette Ballard … Born on Nov. 16, 1993, in Shelby County, Tenn. … Daughter of Blanche Ballard and Danny Nolen … Has three siblings – Danny, Darian and Daniel … Major is interdisciplinary studies.

## CAREER HIGHS

**POINTS**
25; 2x
Last: at No. 5 Tennessee (01/02/14)

**REBOUNDS**
17
Georgia Tech (03/23/14)
NCAA Tournament 1st Round

**FIELD GOALS MADE**
12
at No. 4 Louisville (03/30/14)
NCAA Tournament Sweet 16

**FIELD GOALS ATTEMPTED**
25; 2x
Last: at No. 4 Louisville (03/30/14)
NCAA Tournament Sweet 16

**3-POINT FIELD GOALS MADE**
2
North Carolina State (12/02/12)

**3-POINT FIELD GOALS ATTEMPTED**
4
at Georgetown (11/19/12)

**FREE THROWS MADE**
10
Georgia Tech (03/23/14)
NCAA Tournament 1st Round

**FREE THROWS ATTEMPTED**
12
Georgia Tech (03/23/14)
NCAA Tournament 1st Round

**ASSISTS**
7; 2x
Last: vs. No. 6 Tennessee (03/07/14)
SEC Tournament Quarterfinals

**STEALS**
7
Grambling State (12/19/12)

**BLOCKS**
2
at No. 19 South Carolina (01/17/13)

**MINUTES**
41
at Missouri (02/22/13)

## BALLARD'S CAREER STATISTICS

| | | | | | 3-POINT | | | | REBOUND | | | | | | | |
|---|---|---|---|---|---|---|---|---|---|---|---|---|---|---|---|---|
| YEAR | GP-GS | MIN/AVG | FG-FGA | PCT | FG-FGA | PCT | FT-FTA | PCT | OFF-DEF-TOT | AVG | PF-FO | AST | TO | BLK | STL | PTS/AVG |
| 2012-13 | 34-28 | 1027/30.2 | 161-387 | .416 | 7-31 | .226 | 81-125 | .648 | 84-136-220 | 6.5 | 56-0 | 93 | 122 | 8 | 100 | 410/12.1 |
| 2013-14 | 30-26 | 833/27.8 | 128-322 | .398 | 0-8 | .000 | 64-85 | .753 | 82-124-206 | 6.9 | 65-2 | 87 | 87 | 6 | 42 | 320.10.7 |
| **TOTALS** | **64-54** | **1860/29.1** | **289-709** | **.408** | **7-39** | **.179** | **145-210** | **.690** | **166-260-426** | **6.7** | **121-2** | **180** | **209** | **14** | **142** | **730/11.4** |

# 4 ANNE PEDERSEN

## 6-1 • GUARD • JUNIOR • 2L
## COPENHAGEN, DENMARK (THE ROCK SCHOOL - FLA.)

### TOP SCORING GAMES

| RANK | POINTS | OPPONENT | DATE |
|---|---|---|---|
| 1 | 13 | at Missouri | 01/16/14 |
| 2 | 8 | Hampton | 11/20/13 |
| 2 | 8 | vs. Auburn | 03/07/13 |
| 4 | 7 | vs. Alabama | 03/06/14 |
| 4 | 7 | East Tennessee State | 12/13/12 |
| 6 | 6 | at Louisiana Tech | 11/23/13 |
| 6 | 6 | at No. 4 Louisville | 11/14/13 |
| 6 | 6 | Saint Joseph's | 11/10/13 |
| 6 | 6 | New Orleans | 12/31/12 |
| 10 | 5 | Florida Gulf Coast | 12/17/13 |
| 10 | 5 | Indiana State | 12/03/13 |
| 10 | 5 | at Florida International | 11/25/12 |

### CAREER
Pedersen has registered 65 appearances and earned three starts which all came during her redshirt freshman season ... Secured 2.0 points, 1.2 rebounds and 0.5 assists per game ... Used her medical redshirt in 2011-12 due to a left knee injury during the preseason ... Native of Denmark and was a member of the Danish National Team for four years.

### REDSHIRT SOPHOMORE SEASON (2013-14)
One of five players to see action in all 34 games, all 34 appearances came off the bench ... Notched 2.3 points, 1.5 rebounds and 0.5 assists per game ... Seen 10-plus minutes of action during 24 of her 34 appearances and hit multiple field goals 10 times ... Connected for six points on a 2-for-2 shooting against Saint Joseph's (Nov. 10) ... Provided six points and three assists at No. 4 Louisville (Nov. 14) ... Registered a then career-high tying eight points to go along with a career-best eight rebounds versus Hampton (Nov. 20) ... Dished out a career-high five assists and added five points against Indiana State (Dec. 3) ... Secured five points and three rebounds versus Florida Gulf Coast (Dec. 17) ... Racked up a career-high 13 points aided by a 3-for-3 performance from three-point territory to go along with three rebounds at Missouri (Jan. 16) ... Came away with two points, three rebounds and an assist against Auburn (Jan. 23) ... Chipped in seven points on 2-of-4 shooting versus Alabama (March 6) during SEC Tournament win.

### REDSHIRT FRESHMAN SEASON (2012-13)
Tallied 28 of her 31 appearances off the bench ... Averaged 12.5 minutes per game with 1.7 points and 0.8 rebounds per game ... Buried her first career three and added another jumper in a five-point effort at Florida International (Nov. 25) while playing 13 minutes ... Made her first career start against East Tennessee State (Dec. 13) and responded with seven points which included a three-pointer and three assists over a career-best 29 minutes of action ... Collected six points where she made the first two free throws of her career and notched two steals versus New Orleans (Dec. 31) ... Pulled down a season-high five rebounds in 15 minutes at Arkansas (Jan. 10) ... Saw her most extensive action of SEC play in 23 minutes against Mississippi State (Jan. 13) where she tallied four points and two steals ... Made her first career SEC start against No. 12 Tennessee (Feb. 7) and played six minutes ... Registered a career-high eight points on four made field goals in 19 minutes in the second round of the SEC Tournament against Auburn (March 7) ... Connected for three straight jumpers during an 8-0 first-half run as LSU separated the score over Auburn.

### FRESHMAN SEASON (2011-12)
Redshirted as a true freshman after injuring her left knee during the preseason.

## HIGH SCHOOL

Outstanding guard prospect who moved to the United States in August of 2010 … Member of the Denmark National Team for four years and was also a Scandinavian All-Star … Played half of the 2010-11 season at The Rock High School in Gainesville, Fla., before suffering a torn meniscus in her left knee on Jan. 4, 2011 … Sidelined two months after surgery but has since returned to full strength … In her second year with the Denmark National squad, posted 17.5 points per game at the European Championships … Averaged 12.4 PPG the following season … Coach at The Rock School by Fabian Chapov … An honor student in the classroom … Also grew up playing tennis and participating in gymnastics.

## PERSONAL

Full name is Anne Hee Pedersen … Born March 26, 1992 in Copenhagen, Denmark … Daughter of Hans Pedersen … Has three siblings: Jan, Per and Lea … Chose to attend LSU because "the quality and tradition of the program and the opportunity to play in the SEC" … Majoring in sports administration commerce.

## CAREER HIGHS

**POINTS**
13
at Missouri (01/16/14)

**REBOUNDS**
8
Hampton (11/20/13)

**FIELD GOALS MADE**
4; 2x
Last: at Missouri (01/16/14)

**FIELD GOALS ATTEMPTED**
8
Hampton (11/20/13)

**3-POINT FIELD GOALS MADE**
3
at Missouri (01/16/14)

**FIELD GOALS ATTEMPTED**
3
at Missouri (01/16/14)

**FREE THROWS MADE**
2; 9x
Last: vs. No. 6 Tennessee (03/07/14)
SEC Tournament Quarterfinals

**FREE THROWS ATTEMPTED**
4
at Missouri (01/16/14)

**ASSISTS**
5
Indiana State (12/03/14)

**STEALS**
2; 2x
Last: Mississippi State (01/13/13)

**BLOCKS**
1; 4x
Last: at Alabama (03/02/14)

**MINUTES**
29
East Tennessee State (12/13/12)

## PEDERSEN'S CAREER STATISTICS

| YEAR | GP-GS | MIN/AVG | FG-FGA | PCT | 3-POINT FG-FGA | PCT | FT-FTA | PCT | REBOUND OFF-DEF-TOT | AVG | PF-FO | AST | TO | BLK | STL | PTS/AVG |
|---|---|---|---|---|---|---|---|---|---|---|---|---|---|---|---|---|
| 2012-13 | 31-3 | 388/12.5 | 22-54 | .407 | 2-6 | .333 | 6-8 | .750 | 5-20-25 | 0.8 | 30-0 | 16 | 15 | 2 | 6 | 52/1.7 |
| 2013-14 | 34-0 | 479/14.1 | 30-84 | .357 | 6-23 | .261 | 13-18 | .722 | 20-30-50 | 1.5 | 39-0 | 18 | 36 | 2 | 3 | 79/2.3 |
| **TOTALS** | **65-3** | **867/13.3** | **52-138** | **.377** | **8-29** | **.276** | **19-26** | **.731** | **25-50-75** | **1.2** | **69-0** | **34** | **51** | **4** | **9** | **131/2.0** |

# 13 RINA HILL

## 5-7 • GUARD • SOPHOMORE • 1L
## NAGOYA-SHI, JAPAN (IMG ACADEMY - FLA.)

### TOP SCORING GAMES

| RANK | POINTS | OPPONENT | DATE |
|---|---|---|---|
| 1 | 15 | at North Carolina State | 12/20/13 |
| 2 | 8 | No. 7 West Virginia | 03/25/14 |
| 3 | 7 | No. 10 Tennessee | 02/27/14 |
| 3 | 7 | at Louisiana Tech | 11/23/13 |
| 3 | 7 | Hampton | 11/20/13 |
| 6 | 6 | Auburn | 01/23/14 |
| 6 | 6 | Florida Gulf Coast | 12/17/13 |
| 6 | 6 | Stephen F. Austin | 11/08/13 |
| 9 | 5 | at Missouri | 01/16/14 |
| 9 | 5 | Saint Joseph's | 11/10/13 |

### CAREER
Hill made 26 of her 34 appearances off the bench as a freshman ... Came to the LSU program from IMG Academy in Bradenton, Fla. ... A true point guard who is the first signee in LSU history from Japan and is the first Japanese native to play women's basketball in the SEC ... Tremendous vision, unselfishness and quickness.

### FRESHMAN SEASON (2013-14)
One of five players to see action in all 34 games ... Started eight of LSU's first 11 games on the season (Nov. 8-Dec. 20) before she made her final 23 appearances off the bench ... Came away with 3.2 points, 1.1 assists and 1.0 rebounds per game ... Logged 10-plus minutes in 24 of her 34 outings ... Dished out a career-best four assists in 21 minutes at No. 4 Louisville (Nov. 14) ... Earned her first career start against Hampton (Nov. 20) and finished with seven points along with a career-high tying four assists over a season's best 32 minutes ... Added seven points on 3-of-3 shooting at Louisiana Tech (Nov. 23) ... Tacked on six points, four assists, two rebounds and two steals against Florida Gulf Coast (Dec. 17) ... Erupted for a career-best 15 points on 7-of-8 shooting and her first career three-pointer at North Carolina State (Dec. 20) ... Secured four points at Tulane (Jan. 5) ... Collected five points and three assists at Missouri (Jan. 16) ... Picked up six points on a flawless 3-for-3 from the floor versus Auburn (Jan. 23) ... Came away with four points against No. 5 South Carolina (Feb. 16) ... Notched seven points and handed out three assists versus No. 10 Tennessee (Feb. 27) ... Tallied four points and four rebounds at Alabama (March 2) ... Added three points and an assist during LSU's NCAA Tournament victory over Georgia Tech (March 23) ... Notched all eight of her points and both of her assists during the second half of LSU's NCAA Tournament comeback win versus No. 7 West Virginia (March 25).

### HIGH SCHOOL
A true point guard who is the first signee in LSU history from Japan and is the first Japanese native to play women's basketball in the SEC ... Tremendous vision, unselfishness and quickness ... Officially signed with the Lady Tigers on April 17, 2013 ... Outstanding court vision ... Member of the Japan's U18 National Team, which finished second at the Asian World Championships ... Attended prep school at IMG Academy in Bradenton, Fla., and led them to a 42-8 record and 7-2 mark over junior colleges ... Averaged 12.8 points per game while pulling down 51 boards to go along with 51 steals as a senior ... Coached by Shell Dailey.

## CAREER HIGHS

**POINTS**
15
at North Carolina State (12/20/13)

**REBOUNDS**
4
at Alabama (03/02/14)

**FIELD GOALS MADE**
7
at North Carolina State (12/20/13)

**FIELD GOALS ATTEMPTED**
8
at North Carolina State (12/20/13)

**3-POINT FIELD GOALS MADE**
1
at North Carolina State (12/20/13)

**3-POINT FIELD GOALS ATTEMPTED**
1; 6x
Last: at No. 4 Louisville (03/30/14)
NCAA Tournament Sweet 16

**FREE THROWS MADE**
5
Hampton (11/20/13)

**FREE THROWS ATTEMPTED**
7
Hampton (11/20/13)

**ASSISTS**
4; 3x
Last: Florida Gulf Coast (12/17/13)

**STEALS**
3
No. 10 Tennessee (02/27/14)

**BLOCKS**
1
Missouri (02/06/14)

**MINUTES**
32
Hampton (11/20/13)

## PERSONAL

Full name is Rina Phayer Hill ... Born on June 3, 1993, in Nagoya-Shi, Japan ... Daughter of Harry and Yumiko Hill ... Has two brothers – Ken and Sean – and two sisters – Ellie and Mari ... Majoring in business administration.

## HILL'S CAREER STATISTICS

| YEAR | GP-GS | MIN/AVG | FG-FGA | PCT | 3-POINT FG-FGA | PCT | FT-FTA | PCT | REBOUND OFF-DEF-TOT | AVG | PF-FO | AST | TO | BLK | STL | PTS/AVG |
|---|---|---|---|---|---|---|---|---|---|---|---|---|---|---|---|---|
| 2013-14 | 34-8 | 512.15.1 | 40-87 | .460 | 1-6 | .167 | 29-41 | .707 | 8-25-33 | 1.0 | 70-3 | 38 | 53 | 1 | 13 | 110/3.2 |
| **TOTALS** | **34-8** | **512.15.1** | **40-87** | **.460** | **1-6** | **.167** | **29-41** | **.707** | **8-25-33** | **1.0** | **70-3** | **38** | **53** | **1** | **13** | **110/3.2** |

# 11 RAIGYNE MONCRIEF

## 5-10 • GUARD • SOPHOMORE • 1L
## FORT LAUDERDALE, FLA. (AMERICAN HERITAGE HS)

### TOP SCORING GAMES

| RANK | POINTS | OPPONENT | DATE |
|---|---|---|---|
| 1 | 27 | vs. Rutgers | 11/29/13 |
| 2 | 22 | Indiana State | 12/03/13 |
| 3 | 19 | at No. 13 Kentucky | 02/04/14 |
| 4 | 17 | Mississippi State | 01/30/14 |
| 4 | 17 | at Louisiana Tech | 11/23/13 |
| 5 | 15 | at No. 19 Texas A&M | 02/09/14 |
| 5 | 15 | Missouri | 02/06/14 |
| 5 | 15 | Auburn | 01/23/14 |
| 9 | 13 | Jackson State | 12/20/13 |
| 9 | 13 | vs. Michigan | 11/30/13 |
| 9 | 13 | at No. 4 Louisville | 11/14/13 |
| 10 | 11 | Florida Gulf Coast | 12/17/13 |
| 10 | 11 | at Arkansas-Little Rock | 12/15/13 |

### HONORS

- 2014 All-SEC Freshman Team
- 2013-14 SEC Freshman of the Week (12/02 & 02/10/14)
- 2014 Louisiana Freshman of the Year
- 2014 LSWA All-Louisiana Honorable Mention
- 2013 Barclays Invitational All-Tournament Team & Most Outstanding Player

### CAREER

Averaged 10.1 points per game as a freshman but missed LSU's last two NCAA Tournament games after she suffered a season-ending knee injury ... Came to LSU as the No. 18 ranked high school player in America by ESPN.com ... Explosive in the open floor with great quickness and defensive ability.

### FRESHMAN SEASON (2013-14)

Started in 27 of her 31 appearances and produced 14 double-figure scoring games en route to All-SEC Freshman-Team and Louisiana Freshman of the Year honors ... Season averages were 10.1 points, 4.5 rebounds, 2.1 assists and 1.8 steals per game ... Her 10.1 points per game were fifth among SEC freshmen, while her 1.8 steals per game were ninth on the SEC leaderboard ... Fired in 10 points and dished out six assists with three steals in her collegiate debut against Stephen F. Austin (Nov. 8) ... Scored 13 points at No. 4 Louisville (Nov. 14) ... Poured in 17 points with five boards to lead LSU past Louisiana Tech (Nov. 23) ... Named SEC Freshman of the Week (Dec. 2) and Barclays Invitational Most Outstanding Player after tallying a combined 40 points, 11 steals and 11 rebounds in leading LSU to wins over Rutgers (Nov. 29) and Michigan (Nov. 30) ... Netted a career-best 27 points – 19 in the second half – during the Rutgers game ... The 27 points were the most by an LSU true freshman since LaSondra Barrett had 27 at Arkansas on Jan. 8, 2009 ... In the Rutgers win, tallied a career-high seven steals – fifth-most in LSU single-game history – and drained 15 free throws, which shattered an LSU freshman single-game record and ranked second overall in LSU single-game history ... Followed that up with a game-high 13 points and four steals versus Michigan (Nov. 30) ... Nearly recorded a double-double with 22 points, nine boards, six steals and six assists against Indiana State (Dec 3) ... Playing with foul trouble for most of the game, Moncrief was held to a season-low three points at No. 5 Tennessee (Jan. 2) but hit two free throws which included front end of 1-and-1 with 12 seconds left to finish off 80-77 victory ... Secured 15 points against Auburn (Jan. 23), her first double figure performance in SEC play ... Pumped in 17 points versus Mississippi State (Jan. 30) ... Collected 14 of her SEC season's best 19 points during the second half and hauled in a career-high tying nine rebounds at No. 13 Kentucky (Feb. 2) ... Picked up 15 points against Missouri (Feb. 6) and No. 19 Texas A&M (Feb. 9), matched a season's best nine rebounds versus the Aggies ... Earned her second SEC Freshman of the Week award (Feb. 10) ... Did not play versus Arkansas (Feb. 23) and came off bench during a four-game stretch (Feb. 27-March 9) ... Returned to the starting lineup versus Georgia Tech (March 23) where she tallied six points in eight minutes before suffering a season-ending knee injury.

## HIGH SCHOOL

One of the nation's top prep players, ranked the No. 18 overall player in America by ESPN Hoop Gurlz for the Class of 2013 … The No. 6 ranked guard in the nation by ESPN and the highest guard signee for LSU since Allison Hightower in 2006 … Known for excellent defensive skills, toughness and outstanding work ethic … Was LSU's leading scorer in the Lady Tigers' August Spain exhibition trip … Named a WBCA Honorable Mention All-America selection … Comes from the same high school – American Heritage – as former LSU guard Bianca Lutley … Topped the 1,500-point mark for her career … Averaged 24.0 points, 9.0 rebounds and 5.0 steals as a senior in leading American Heritage to the 5A regional semifinal round … Two-time Class 5A all-state selection … As a junior, averaged 14.5 points, 9.0 rebounds, 3.5 assists and 5.0 steals per game in leading the Patriots to a 19-9 record … The Fort Lauderdale Sun Sentinel Player of the Year as a junior … State champion in the triple jump as a sophomore … Coached by Natasha Kossenko.

## PERSONAL

Full name is Raigyne Jennice Moncrief … First name is pronounced "Ray Jean" … Nickname is "Ray" … Born on Sept. 3, 1994 in Fort Lauderdale, Fla. … Daughter of Reginald and Veronica Moncrief … Has three older siblings – Xavier, Trenesia and Kiara and one younger sister, Krystal … Majoring in electrical engineering.

## CAREER HIGHS

**POINTS**
27
vs. Rutgers (11/29/13)

**REBOUNDS**
9; 5x
Last: at No. 19 Texas A&M (02/09/14)

**FIELD GOALS MADE**
8
Indiana State (12/03/13)

**FIELD GOALS ATTEMPTED**
16; 2x
Last: at No. 13 Kentucky (02/02/14)

**3-POINT FIELD GOALS MADE**
N/A

**3-POINT FIELD GOALS ATTEMPTED**
2
at No. 19 Texas A&M (02/09/14)

**FREE THROWS MADE**
15
vs. Rutgers (11/29/13)

**FREE THROWS ATTEMPTED**
20
vs. Rutgers (11/29/13)

**ASSISTS**
6; 2x
Last: Indiana State (12/03/13)

**STEALS**
7
vs. Rutgers (11/29/13)

**BLOCKS**
2; 3x
Last: vs. No. 6 Tennessee (03/07/14)
SEC Tournament Quarterfinals

**MINUTES**
38
at No. 19 Texas A&M (02/09/14)

## MONCRIEF'S CAREER STATISTICS

| YEAR | GP-GS | MIN/AVG | FG-FGA | PCT | 3-POINT FG-FGA | PCT | FT-FTA | PCT | REBOUND OFF-DEF-TOT | AVG | PF-FO | AST | TO | BLK | STL | PTS/AVG |
|---|---|---|---|---|---|---|---|---|---|---|---|---|---|---|---|---|
| 2013-14 | 31-27 | 703/22.7 | 111-260 | .427 | 0-4 | .000 | 90-128 | .703 | 47-94-141 | 4.5 | 87-4 | 64 | 74 | 12 | 56 | 312/10.1 |
| **TOTALS** | **31-27** | **703/22.7** | **111-260** | **.427** | **0-4** | **.000** | **90-128** | **.703** | **47-94-141** | **4.5** | **87-4** | **64** | **74** | **12** | **56** | **312/10.1** |

# 10 JASMINE RHODES

## 5-10 • GUARD • SOPHOMORE • 1L
## MOBILE, ALA. (FAITH ACADEMY)

### TOP SCORING GAMES

| RANK | POINTS | OPPONENT | DATE |
|---|---|---|---|
| 1 | 14 | Hampton | 11/20/13 |
| 2 | 11 | No. 7 West Virginia | 03/25/14 |
| 3 | 10 | Florida Gulf Coast | 12/17/13 |
| 4 | 8 | at No. 4 Louisville | 03/30/14 |
| 5 | 7 | Indiana State | 12/03/13 |
| 6 | 6 | vs. Michigan | 11/30/13 |
| 7 | 5 | Jackson State | 12/30/13 |
| 7 | 5 | vs. Rutgers | 11/29/13 |

### CAREER
Rhodes played a valuable role off the bench where she registered 31 of her 32 appearances as a freshmen ... Averaged 6.3 points and 5.0 rebounds per game during LSU's three NCAA Tournament games ... Joined the LSU program in 2013-14 as the top prospect out of the state of Alabama ... Her high school, Faith Academy, registered a combined 60-5 record during her junior and senior seasons.

### FRESHMAN SEASON (2013-14)
Garnered 31 of her 32 appearances off the bench ... Logged 10-plus minutes during 14 of her 32 outings ... Secured 2.9 points, 2.1 rebounds and 0.6 steals per game ... Scored her first career field goal against Saint Joseph's (Nov. 10) and buried her first career three-pointer at No. 4 Louisville (Nov. 14) ... With LSU trailing, came off the bench with inspired hustle play against Hampton (Nov. 20) where she finished with a career-high 14 points on 6-of-11 from the floor, a career-best nine rebounds (four on the offensive end) and two steals ... Compiled 11 points, nine rebounds and 5-of-11 shooting in two games at the Barclays Invitational (Nov. 29-30) ... Garnered six points on a perfect 3-for-3 from the floor in the championship game against Michigan (Nov. 30) ... Collected a season-high four steals and scored 10 points in a win over Florida Gulf Coast (Dec. 17) ... Added five points and three rebounds versus Jackson State (Dec. 30) ... Tacked on three points and two rebounds against Florida (Jan. 12) ... Secured two points and four rebounds at Missouri (Jan. 16) ... Tallied three points and two rebounds at No. 13 Kentucky (Feb. 2) ... Came away with three points, two rebounds and a steal versus Arkansas (Feb. 23) ... Racked up 6.3 points and 5.0 rebounds per game in LSU's three NCAA Tournament games ... Notched seven of her 11 points and five of her six rebounds in the second half to spark LSU's comeback win over No. 7 West Virginia (March 25) during the NCAA Tournament Second Round ... Earned her first career start at No. 4 Louisville (March 30) in NCAA Sweet 16 Round where she picked up eight points and eight rebounds.

### HIGH SCHOOL
The top prospect out of the state of Alabama and one of the nation's top wing players ... Comes from a winning program in Faith Academy that in her junior and senior seasons combined for a 60-5 record ... Led the school to the Class 5A state championship and a 24-4 record as a senior in March 2013 ... Averaged 20.4 points, 8.4 rebounds and 4.3 steals per game in her final season ... Set school records in single-season points (693) and career points (2,503) ... Also set school career records in rebounds and steals ... The two-time Mobile Press Register Player of the Year and a two-time Class 5A all-state selection ... Fittingly ended her prep career as the Class 5A MVP, scoring 17 points and grabbing nine rebounds in a 51-50 championship game victory ... Averaged 20.1 points and 8.4 rebounds as a junior for her team, which was ranked No. 1 in 5A for most of the season ... Coached by Woodie Head.

## PERSONAL

Full name is Jasmine Olivia Rhodes ... Nickname is "Jas" ... Born on Sept. 17, 1994 in Mobile, Ala. ... Daughter of Augusta and Jacqueline Rhodes ... Has one younger sister, Hillary ... Chose to attend LSU because of "the atmosphere and tradition that I want to be a part of. LSU offers one of the best academic facilities and a great coaching staff." ... Majoring in kinesiology.

## CAREER HIGHS

**POINTS**
14
Hampton (11/20/13)

**REBOUNDS**
9
Hampton (11/20/13)

**FIELD GOALS MADE**
6
Hampton (11/20/13)

**FIELD GOALS ATTEMPTED**
11
Hampton (11/20/13)

**3-POINT FIELD GOALS MADE**
1
at No. 4 Louisville (11/14/13)

**3-POINT FIELD GOALS ATTEMPTED**
1; 4x
Last: at No. 4 Louisville (03/30/14)
NCAA Tournament Sweet 16

**FREE THROWS MADE**
4; 2x
Last: Florida Gulf Coast (12/17/13)

**FREE THROWS ATTEMPTED**
6; 2x
Last: at Louisiana Tech (11/23/13)

**ASSISTS**
1; 5x
Last: at Missouri (01/16/14)

**STEALS**
4
Florida Gulf Coast (12/17/13)

**BLOCKS**
1
No. 7 West Virginia (03/25/14)
NCAA Tournament 2nd Round

**MINUTES**
31
at No. 4 Louisville (03/30/14)
NCAA Tournament Sweet 16

## RHODES' CAREER STATISTICS

| YEAR | GP-GS | MIN/AVG | FG-FGA | PCT | 3-POINT FG-FGA | PCT | FT-FTA | PCT | REBOUND OFF-DEF-TOT | AVG | PF-FO | AST | TO | BLK | STL | PTS/AVG |
|---|---|---|---|---|---|---|---|---|---|---|---|---|---|---|---|---|
| 2013-14 | 32-1 | 298/9.3 | 30-72 | .417 | 1-4 | .250 | 32-51 | .627 | 28-38-66 | 2.1 | 27-0 | 5 | 27 | 1 | 19 | 93/2.9 |
| **TOTALS** | **32-1** | **298/9.3** | **30-72** | **.417** | **1-4** | **.250** | **32-51** | **.627** | **28-38-66** | **2.1** | **27-0** | **5** | **27** | **1** | **19** | **93/2.9** |

# 3 AKILAH BETHEL

## 5-7 • GUARD • JUNIOR • TR
## BALTIMORE, MD. (WEST VIRGINIA)

Versatile guard who transfered from West Virginia to LSU … Due to NCAA rules, Bethel sat out the 2013-14 season … Will be a junior and eligible to play for the Lady Tigers during the 2014-15 season … Played her freshman and sophomore seasons at West Virginia after she starred at Academy of Holy Cross in Maryland.

### SOPHOMORE SEASON (2012-13 AT WEST VIRGINIA)

Saw action in 17 games and averaged 3.0 points per contest before sustaining a season-ending knee injury on Jan. 19 against Baylor … Scored seven points with three assists, four rebounds and two steals in a loss to LSU at the FIU Thanksgiving Classic on Nov. 23.

### FRESHMAN SEASON (2011-12 AT WEST VIRGINIA)

Played in 25 games and averaged 3.8 points and 10.8 minutes per contest … Recorded a pair of double-figure scoring games, including 12 points on 5-of-11 shooting against North Carolina Central … Led WVU with a season-best nine rebounds in the Big East Championship semifinals against Notre Dame … Was perfect from the free throw line on six occasions, shooting 66.7 percent (14-of-21) for the season … Played in all five postseason games.

### HIGH SCHOOL

Prepped at Academy of Holy Cross in Kensington, Md., and was named team MVP as a senior after producing 12.8 points, 5.2 rebounds, 3.6 assists and 2.5 steals per game … Named first-team all-conference in the prestigious Washington Catholic Athletic Conference … Eclipsed 1,000 points for her career and was a first-team All-Gazette selection … Helped Holy Cross to a 15-4 team record and the WCAC semifinal game as a senior.

### PERSONAL

Born April 15, 1993 in Baltimore, Md. … Daughter of Robert Bethel and Tammy Irvine … Has two older brothers – Vernon and Morgan and one older sister – Monatara … Majoring in mass communications

# 20 ALEXIS HYDER

## 5-11 • FORWARD • JUNIOR • TR
## AUSTIN, TEXAS (NORTH TEXAS)

Hyder will sit out the 2014-15 season due to NCAA rules ... Will be a junior and eligible to play for the Lady Tigers during the 2015-16 season ... Played her freshman and sophomore season at North Texas after starring at Lyndon B. Johnson Early College High School in Austin, Texas.

### AT NORTH TEXAS (2011-12 & 2012-13 SEASONS)

Hyder averaged 12.8 points and 7.4 rebounds per game while starting 51 of 59 games for the Mean Green during her freshman and sophomore seasons ... Collected All-Sun Belt Conference Third-Team honors as a freshman after her 14.2 points, 8.8 rebounds and 1.0 blocks per game were each ranked among the league's top 10 ... Registered a 49.5 field goal percentage over her first two seasons ... Compiled 20-plus points seven times and secured 13 double-doubles.

### HIGH SCHOOL

Prepped under Renee Brown at Lyndon B. Johnson Early College High School in Austin, Texas ... Strong and physical post player who was a McDonalds All-American nominee ... Racked up 35 points per game during senior season and broke school record with 61 points in a game ... Led her team to the Class 4A state championship game and secured all-tournament team accolades as a junior ... Picked up a pair of 4A All-State First-Team honors by the Texas Association of Basketball Coaches (TABC) ... Garnered three consecutive Austin American-Statesman All-Central Texas First-Team selections ... A two-time District 26-4A MVP ... Ranked sixth in her senor class and was a two-time all-academic pick by the TABC.

### PERSONAL

Daughter of Kerry and Sandra Hyder ... Born on April 8, 1994 ... Majoring in sports administration.

# 31 ANN JONES

## 6-3 • FORWARD • JUNIOR • TR
## JACKSON, TENN. (MEMPHIS)

Solid forward who comes to LSU by way of the University of Memphis ... Signed with LSU in May 2013 ... Sat out the 2013-14 season for the Lady Tigers due to NCAA transfer rules ... Will have two years of eligibility remaining and will be able to compete during the 2014-15 season.

### SOPHOMORE SEASON (2012-13 AT MEMPHIS)

Played in 27 games with six starts and tallied 4.8 points and 2.9 rebounds per game ... Poured in a career-high 22 points on an efficient 10-of-12 made field goals against UT-Arlington on Nov. 21 ... Chipped in eight points and three boards against UAB on Feb. 14.

### FRESHMAN SEASON (2011-12 AT MEMPHIS)

Played in 27 of 33 games for Memphis, averaging 2.7 points and 2.7 rebounds per game ... Added 10 blocks, eight steals and five assists on the season ... Was named the Conference USA Freshman of the Week two times (Nov. 14 and Dec. 5) ... Opened her career with eight rebounds in a win over Saint Louis ... Added eight boards against Houston ... Suffered a knee injury four minutes into the C-USA opener against Tulane and missed the next six games ... Scored nine points on 4-for-7 shooting vs. UT Martin ... Tied that season-best with a nine-point effort in the win over Houston on 4-for-8 shooting to go along with eight rebounds.

### HIGH SCHOOL

Starred at Liberty Magnet School in Jackson, Tenn., where she played for coach Kevin Weeks ... Named the All-West Tennessee Girls Basketball Co-Player of the Year by the Jackson Sun and was the No. 45 ranked power forward by ESPN Hoop Gurlz ... Helped her senior squad to its first-ever regional championship and its first-ever state tournament appearance ... Averaged 16.0 points and 12.0 rebounds per game as a senior as she was named to the Class 2A all-state girls basketball team by the Tennessee Sports Writers ... An all-district and all-region honoree and the District MVP as a junior when she posted 10.0 points and 8.0 rebounds per game.

### PERSONAL

Full name is Andr'a DeVona Brena Jones ... Born Dec. 9, 1992 ... Daughter of Kimberly Price and Percy Jones ... Has two older brothers, Devon and Devin ... Majoring in sports administration.

# 23 STEPHANIE AMICHIA

## 6-1 • FORWARD • FRESHMAN • HS
## SUWANEE, GA. (NORTH GWINNETT HS)

**HIGH SCHOOL**

Prepped under Bryan Sellers at North Gwinnett High School in Suwanee, Georgia ... Brings a physical interior game with a college ready frame ... Competes hard on glass ... Athletic and excels in mobile up tempo style ... A three-star recruit rated by ESPN.com ... Posted 21.0 points and 8.3 rebounds per game as a junior where she helped lead her team to a Cass 6A runner-up finish in 2013 ... Earned trips to the Class 6A Final Four in 2011 and 2012.

**PERSONAL**

Daughter of Allou Francois and Marcelline Amichia ... Born on September 17, 1995 ... Majoring in psychology.

# 1 JENNA DEEMER

## 5-7 • GUARD • FRESHMAN • HS
## NEW ORLEANS, LA. (URSULINE ACADEMY)

**HIGH SCHOOL**

Prepped under Andrea Williams at Ursuline Academy in New Orleans ... Athletic floor-leader with a scorer's mentality ... Smooth stroke elevates in mid-range game ... Confident ball handler who excels in up tempo ... A three-star recruit rated by ESPN.com ... Picked up three Class 4A All-State selections and led Ursuline to the 2011, 2012 and 2013 state playoffs ... Garnered 1,715 career points where she averaged 27.0 points per game as a senior, 21.2 points as a junior, 21.7 points as a sophomore and 17.3 points as a freshman ... A honor roll student in the classroom.

**PERSONAL**

Daughter of Wade and Brendel Deemer ... Born on February 1, 1996 ... Majoring in kinesiology.

# 35 ALLIYAH FAREO

## 6-3 • CENTER/FORWARD • FRESHMAN • HS
## SYDNEY, AUSTRALIA (NEW SOUTH WALES HS)

**HIGH SCHOOL**

Prepped at New South Wales High School in Sydney, Australia ... Has extensive club and international experience ... Turned in 11.8 points per game as New South Wales under-20 team notched a silver medal at the 2014 Australia Junior Championships ... Secured a gold medal at the 2013 FIBA U19 Pacific Championships where she provided 7.2 points and 5.2 rebounds per game.

**PERSONAL**

Daughter of Alita Maria Pollard ... Born on April 7, 1996 ... Majoring in mass communications.

# Career Game-by-Game Statistics

## #4 ANNE PEDERSEN

**2013-14**

| OPPONENT | PTS | REB | A | BLK | S |
|---|---|---|---|---|---|
| Stephen F. Austin | 2 | 3 | 2 | 0 | 0 |
| Saint Joseph's | 6 | 3 | 1 | 0 | 0 |
| at Louisville | 6 | 1 | 3 | 0 | 0 |
| Hampton | 8 | 8 | 1 | 0 | 0 |
| at Louisiana Tech | 6 | 1 | 1 | 0 | 0 |
| vs. Rutgers | 0 | 0 | 0 | 0 | 0 |
| vs. Michigan | 0 | 0 | 0 | 0 | 1 |
| Indiana State | 5 | 3 | 5 | 0 | 0 |
| at Arkansas-Little Rock | 4 | 2 | 0 | 0 | 0 |
| Florida Gulf Coast | 5 | 3 | 1 | 0 | 0 |
| at North Carolina State | 0 | 0 | 0 | 0 | 0 |
| Jackson State | 0 | 4 | 0 | 0 | 1 |
| at Tennessee | 0 | 2 | 0 | 0 | 0 |
| at Tulane | 4 | 0 | 2 | 0 | 0 |
| Texas A&M | 2 | 2 | 2 | 0 | 0 |
| Florida | 1 | 3 | 0 | 0 | 0 |
| at Missouri | 13 | 3 | 1 | 0 | 0 |
| at Vanderbilt | 0 | 1 | 0 | 0 | 0 |
| Auburn | 2 | 3 | 1 | 0 | 0 |
| at Ole Miss | 2 | 0 | 0 | 0 | 0 |
| Mississippi State | 0 | 0 | 0 | 0 | 0 |
| at Kentucky | 2 | 0 | 0 | 0 | 0 |
| Missouri | 0 | 1 | 0 | 0 | 1 |
| at Texas A&M | 0 | 0 | 0 | 0 | 0 |
| South Carolina | 0 | 1 | 0 | 1 | 0 |
| at Georgia | 0 | 1 | 0 | 0 | 0 |
| Arkansas | 0 | 2 | 0 | 0 | 0 |
| Tennessee | 0 | 0 | 0 | 0 | 0 |
| at Alabama | 2 | 1 | 0 | 1 | 0 |
| vs. Alabama [SECT] | 7 | 1 | 0 | 0 | 0 |
| vs. Tennessee [SECT] | 2 | 0 | 0 | 0 | 0 |
| Georgia Tech [NCAA] | 0 | 1 | 0 | 0 | 0 |
| West Virginia [NCAA] | 0 | 0 | 0 | 0 | 0 |
| at Louisville [NCAA] | 0 | 0 | 0 | 0 | 0 |
| **TOTALS** | **79** | **50** | **18** | **2** | **3** |

**2012-13**

| OPPONENT | PTS | REB | A | BLK | S |
|---|---|---|---|---|---|
| Wichita State | 2 | 0 | 1 | 0 | 0 |
| at Hampton | 0 | 2 | 0 | 0 | 0 |
| at Georgetown | 0 | 0 | 0 | 0 | 0 |
| vs West Virginia | 0 | 0 | 0 | 0 | 0 |
| at Florida International | 5 | 0 | 0 | 0 | 0 |
| North Carolina State | 2 | 1 | 0 | 0 | 0 |
| Tulane | 0 | 0 | 1 | 0 | 0 |
| East Tennessee State | 7 | 2 | 3 | 1 | 0 |
| Louisiana Tech | 0 | 1 | 1 | 1 | 1 |
| Grambling State | 4 | 3 | 1 | 0 | 0 |
| Mcneese State | 0 | 2 | 0 | 0 | 0 |
| at Florida Gulf Coast | 0 | 2 | 0 | 0 | 0 |
| New Orleans | 6 | 0 | 2 | 0 | 2 |
| Ole Miss | 2 | 0 | 2 | 0 | 0 |
| at Florida | 0 | 0 | 1 | 0 | 0 |
| at Arkansas | 0 | 5 | 0 | 0 | 0 |
| Mississippi State | 4 | 2 | 0 | 0 | 2 |
| at South Carolina | DNP | | | | |
| Vanderbilt | 0 | 0 | 0 | 0 | 0 |
| at Kentucky | DNP | | | | |
| at Auburn | 0 | 0 | 0 | 0 | 0 |
| Texas A&M | 0 | 1 | 0 | 0 | 0 |
| Tennessee | 0 | 0 | 0 | 0 | 0 |
| Georgia | 0 | 0 | 0 | 0 | 0 |
| at Mississippi State | 4 | 0 | 0 | 0 | 1 |
| at Missouri | 0 | 0 | 0 | 0 | 0 |
| Kentucky | 0 | 0 | 0 | 0 | 0 |
| Alabama | 4 | 2 | 1 | 0 | 0 |
| at Texas A&M | DNP | | | | |
| vs Auburn [SECT] | 8 | 1 | 1 | 0 | 0 |
| vs Georgia [SECT] | 2 | 0 | 1 | 0 | 0 |
| Green Bay [NCAA] | 0 | 1 | 1 | 0 | 0 |
| Penn State [NCAA] | 0 | 0 | 0 | 0 | 0 |
| vs California [NCAA] | 2 | 0 | 0 | 0 | 0 |
| **TOTALS** | **52** | **25** | **16** | **2** | **6** |

## #10 JASMINE RHODES

**2013-14**

| OPPONENT | PTS | REB | A | BLK | S |
|---|---|---|---|---|---|
| Stephen F. Austin | 1 | 2 | 1 | 0 | 1 |
| Saint Joseph's | 3 | 2 | 0 | 0 | 1 |
| at Louisville | 3 | 3 | 0 | 0 | 0 |
| Hampton | 14 | 9 | 1 | 0 | 2 |
| at Louisiana Tech | 4 | 4 | 0 | 0 | 1 |
| vs. Rutgers | 5 | 6 | 0 | 0 | 1 |
| vs. Michigan | 6 | 3 | 0 | 0 | 1 |
| Indiana State | 7 | 2 | 1 | 0 | 1 |
| at Arkansas-Little Rock | 2 | 2 | 0 | 0 | 2 |
| Florida Gulf Coast | 10 | 1 | 0 | 0 | 4 |
| at North Carolina State | 0 | 1 | 0 | 0 | 0 |
| Jackson State | 5 | 3 | 0 | 0 | 0 |
| at Tennessee | 0 | 0 | 0 | 0 | 0 |
| at Tulane | 0 | 1 | 0 | 0 | 0 |
| Texas A&M | 3 | 1 | 1 | 0 | 1 |
| Florida | 3 | 2 | 0 | 0 | 0 |
| at Missouri | 2 | 4 | 1 | 0 | 1 |
| at Vanderbilt | 0 | 0 | 0 | 0 | 0 |
| Auburn | DNP | | | | |
| at Ole Miss | 0 | 0 | 0 | 0 | 0 |
| Mississippi State | DNP | | | | |
| at Kentucky | 3 | 2 | 0 | 0 | 0 |
| Missouri | 0 | 0 | 0 | 0 | 0 |
| at Texas A&M | 0 | 0 | 0 | 0 | 0 |
| South Carolina | 0 | 0 | 0 | 0 | 0 |
| at Georgia | 0 | 0 | 0 | 0 | 0 |
| Arkansas | 3 | 2 | 0 | 0 | 1 |
| Tennessee | 0 | 0 | 0 | 0 | 0 |
| at Alabama | 0 | 1 | 0 | 0 | 0 |
| vs. Alabama [SECT] | 0 | 0 | 0 | 0 | 0 |
| vs. Tennessee [SECT] | 0 | 0 | 0 | 0 | 0 |
| Georgia Tech [NCAA] | 0 | 1 | 0 | 0 | 0 |
| West Virginia [NCAA] | 11 | 6 | 0 | 1 | 0 |
| at Louisville [NCAA] | 8 | 8 | 0 | 0 | 2 |
| **TOTALS** | **93** | **66** | **5** | **1** | **19** |

## #11 RAIGYNE MONCRIEF

**2013-14**

| OPPONENT | PTS | REB | A | BLK | S |
|---|---|---|---|---|---|
| Stephen F. Austin | 10 | 6 | 6 | 0 | 3 |
| Saint Joseph's | 9 | 6 | 0 | 0 | 0 |
| at Louisville | 13 | 2 | 2 | 0 | 2 |
| Hampton | 5 | 1 | 3 | 0 | 3 |
| at Louisiana Tech | 17 | 5 | 1 | 0 | 0 |
| vs. Rutgers | 27 | 7 | 3 | 0 | 7 |
| vs. Michigan | 13 | 5 | 2 | 1 | 4 |
| Indiana State | 22 | 9 | 6 | 1 | 6 |
| at Arkansas-Little Rock | 11 | 3 | 2 | 0 | 0 |
| Florida Gulf Coast | 11 | 4 | 3 | 0 | 1 |
| at North Carolina State | 9 | 8 | 2 | 0 | 2 |
| Jackson State | 13 | 4 | 2 | 2 | 1 |
| at Tennessee | 3 | 1 | 2 | 1 | 1 |
| at Tulane | 4 | 3 | 4 | 0 | 3 |
| Texas A&M | 5 | 1 | 0 | 0 | 0 |
| Florida | 6 | 9 | 1 | 0 | 1 |
| at Missouri | 6 | 2 | 2 | 0 | 1 |
| at Vanderbilt | 9 | 4 | 0 | 0 | 0 |
| Auburn | 15 | 4 | 2 | 2 | 1 |
| at Ole Miss | 5 | 9 | 2 | 0 | 5 |
| Mississippi State | 17 | 3 | 1 | 0 | 2 |
| at Kentucky | 19 | 9 | 4 | 0 | 1 |
| Missouri | 15 | 3 | 0 | 0 | 4 |
| at Texas A&M | 15 | 9 | 1 | 0 | 4 |
| South Carolina | 4 | 7 | 4 | 1 | 0 |
| at Georgia | 8 | 6 | 2 | 1 | 1 |
| Arkansas | DNP | | | | |
| Tennessee | 2 | 1 | 2 | 0 | 0 |
| at Alabama | 4 | 4 | 0 | 0 | 1 |
| vs. Alabama [SECT] | 4 | 2 | 2 | 1 | 2 |
| vs. Tennessee [SECT] | 5 | 1 | 2 | 2 | 0 |
| Georgia Tech [NCAA] | 6 | 3 | 1 | 0 | 0 |
| West Virginia [NCAA] | DNP | | | | |
| at Louisville [NCAA] | DNP | | | | |
| **TOTALS** | **312** | **141** | **64** | **12** | **56** |

## #13 RINA HILL

**2013-14**

| OPPONENT | PTS | REB | A | BLK | S |
|---|---|---|---|---|---|
| Stephen F. Austin | 6 | 1 | 0 | 0 | 1 |
| Saint Joseph's | 5 | 0 | 1 | 0 | 1 |
| at Louisville | 2 | 3 | 4 | 0 | 0 |
| Hampton | 7 | 2 | 4 | 0 | 2 |
| at Louisiana Tech | 7 | 1 | 1 | 0 | 0 |
| vs. Rutgers | 2 | 2 | 2 | 0 | 0 |
| vs. Michigan | 2 | 1 | 1 | 0 | 1 |
| Indiana State | 4 | 3 | 1 | 0 | 0 |
| at Arkansas-Little Rock | 2 | 1 | 1 | 0 | 0 |
| Florida Gulf Coast | 6 | 2 | 4 | 0 | 2 |

| | | | | | |
|---|---|---|---|---|---|
| at North Carolina State | 15 | 1 | 1 | 0 | 2 |
| Jackson State | 4 | 0 | 2 | 0 | 0 |
| at Tennessee | 0 | 0 | 1 | 0 | 0 |
| at Tulane | 4 | 0 | 1 | 0 | 0 |
| Texas A&M | 0 | 0 | 1 | 0 | 0 |
| Florida | 2 | 0 | 0 | 0 | 0 |
| at Missouri | 5 | 1 | 3 | 0 | 0 |
| at Vanderbilt | 2 | 0 | 0 | 0 | 1 |
| Auburn | 6 | 2 | 1 | 0 | 1 |
| at Ole Miss | 0 | 0 | 0 | 0 | 0 |
| Mississippi State | 0 | 1 | 0 | 0 | 0 |
| at Kentucky | 0 | 0 | 0 | 0 | 0 |
| Missouri | 1 | 0 | 1 | 1 | 0 |
| at Texas A&M | 2 | 0 | 0 | 0 | 0 |
| South Carolina | 4 | 0 | 0 | 0 | 0 |
| at Georgia | 0 | 0 | 0 | 0 | 0 |
| Arkansas | 0 | 0 | 2 | 0 | 0 |
| Tennessee | 7 | 3 | 3 | 0 | 3 |
| at Alabama | 4 | 4 | 0 | 0 | 0 |
| vs. Alabama [SECT] | 0 | 1 | 0 | 0 | 0 |
| vs. Tennessee [SECT] | 0 | 0 | 0 | 0 | 0 |
| Georgia Tech [NCAA] | 3 | 0 | 1 | 0 | 0 |
| West Virginia [NCAA] | 8 | 1 | 2 | 0 | 0 |
| at Louisville [NCAA] | 0 | 3 | 0 | 0 | 1 |
| **TOTALS** | **110** | **33** | **38** | **1** | **13** |

## #24 DASHAWN HARDEN

**2013-14**

| OPPONENT | PTS | REB | A | BLK | S |
|---|---|---|---|---|---|
| Stephen F. Austin | 20 | 2 | 1 | 0 | 2 |
| Saint Joseph's | 19 | 5 | 2 | 0 | 5 |
| at Louisville | 4 | 1 | 1 | 0 | 1 |
| Hampton | 3 | 3 | 3 | 0 | 0 |
| at Louisiana Tech | 7 | 2 | 2 | 0 | 2 |
| vs. Rutgers | DNP | | | | |
| vs. Michigan | 4 | 1 | 1 | 0 | 4 |
| Indiana State | 4 | 1 | 3 | 0 | 2 |
| at Arkansas-Little Rock | 2 | 0 | 0 | 0 | 0 |
| Florida Gulf Coast | 7 | 0 | 0 | 0 | 0 |
| at North Carolina State | 7 | 2 | 0 | 0 | 1 |
| Jackson State | 2 | 4 | 1 | 0 | 1 |
| at Tennessee | 17 | 2 | 0 | 0 | 1 |
| at Tulane | 11 | 4 | 2 | 0 | 3 |
| Texas A&M | 5 | 7 | 0 | 1 | 1 |
| Florida | 9 | 2 | 0 | 1 | 1 |
| at Missouri | 6 | 0 | 4 | 0 | 1 |
| at Vanderbilt | 3 | 1 | 1 | 0 | 3 |
| Auburn | 3 | 0 | 3 | 0 | 1 |
| at Ole Miss | 3 | 3 | 3 | 0 | 1 |
| Mississippi State | 2 | 2 | 2 | 0 | 4 |
| at Kentucky | 9 | 5 | 0 | 0 | 2 |
| Missouri | 8 | 2 | 1 | 0 | 1 |
| at Texas A&M | 2 | 2 | 1 | 0 | 0 |
| South Carolina | 6 | 1 | 0 | 0 | 1 |
| at Georgia | 2 | 1 | 1 | 0 | 1 |
| Arkansas | 8 | 2 | 2 | 0 | 2 |
| Tennessee | 10 | 4 | 1 | 0 | 1 |
| at Alabama | 8 | 0 | 1 | 1 | 2 |
| vs. Alabama [SECT] | 3 | 1 | 3 | 0 | 2 |
| vs. Tennessee [SECT] | 7 | 2 | 1 | 0 | 2 |
| Georgia Tech [NCAA] | 17 | 4 | 1 | 0 | 1 |
| West Virginia [NCAA] | 12 | 8 | 2 | 1 | 3 |
| at Louisville [NCAA] | 7 | 4 | 0 | 0 | 1 |
| **TOTALS** | **237** | **78** | **43** | **4** | **53** |

## #32 DANIELLE BALLARD

**2013-14**

| OPPONENT | PTS | REB | A | BLK | S |
|---|---|---|---|---|---|
| Stephen F. Austin | 18 | 7 | 6 | 0 | 3 |
| Saint Joseph's | 12 | 9 | 7 | 0 | 2 |
| at Louisville | 4 | 4 | 0 | 0 | 1 |
| Hampton | DNP | | | | |
| at Louisiana Tech | 6 | 2 | 3 | 0 | 1 |
| vs. Rutgers | DNP | | | | |
| vs. Michigan | 10 | 3 | 1 | 1 | 2 |
| Indiana State | DNP | | | | |
| at Arkansas-Little Rock | DNP | | | | |
| Florida Gulf Coast | 4 | 8 | 3 | 0 | 2 |
| at North Carolina State | 7 | 8 | 3 | 1 | 0 |
| Jackson State | 6 | 5 | 5 | 0 | 2 |
| at Tennessee | 25 | 8 | 4 | 1 | 4 |
| at Tulane | 4 | 5 | 1 | 0 | 4 |
| Texas A&M | 5 | 8 | 1 | 0 | 1 |
| Florida | 14 | 12 | 5 | 0 | 2 |
| at Missouri | 2 | 3 | 1 | 0 | 0 |
| at Vanderbilt | 23 | 7 | 5 | 0 | 3 |
| Auburn | 0 | 5 | 3 | 0 | 0 |
| at Ole Miss | 12 | 7 | 5 | 0 | 0 |
| Mississippi State | 2 | 4 | 2 | 0 | 1 |
| at Kentucky | 0 | 3 | 2 | 0 | 0 |
| Missouri | 8 | 6 | 2 | 1 | 1 |
| at Texas A&M | 22 | 9 | 4 | 0 | 0 |
| South Carolina | 10 | 6 | 1 | 0 | 2 |
| at Georgia | 11 | 6 | 2 | 0 | 0 |
| Arkansas | 5 | 9 | 0 | 1 | 1 |
| Tennessee | 3 | 3 | 0 | 0 | 0 |
| at Alabama | 4 | 2 | 0 | 0 | 3 |
| vs. Alabama [SECT] | 18 | 7 | 4 | 0 | 0 |
| vs. Tennessee [SECT] | 15 | 8 | 7 | 0 | 1 |
| Georgia Tech [NCAA] | 24 | 17 | 4 | 0 | 2 |
| West Virginia [NCAA] | 22 | 15 | 6 | 0 | 2 |
| at Louisville [NCAA] | 24 | 10 | 0 | 1 | 2 |
| **TOTALS** | **320** | **206** | **87** | **6** | **42** |

**2012-13**

| OPPONENT | PTS | REB | A | BLK | S |
|---|---|---|---|---|---|
| Wichita State | 9 | 7 | 3 | 0 | 3 |
| at Hampton | 13 | 6 | 1 | 0 | 3 |
| at Georgetown | 3 | 2 | 5 | 0 | 3 |
| vs West Virginia | 25 | 8 | 1 | 0 | 5 |
| at Florida International | 13 | 4 | 3 | 0 | 1 |
| North Carolina State | 16 | 4 | 4 | 0 | 2 |
| Tulane | 13 | 8 | 3 | 0 | 2 |
| East Tennessee State | 11 | 6 | 6 | 0 | 2 |
| Louisiana Tech | 8 | 5 | 4 | 0 | 4 |
| Grambling | 21 | 6 | 1 | 0 | 7 |
| McNeese State | 21 | 4 | 3 | 1 | 4 |
| at Florida Gulf Coast | 18 | 6 | 2 | 0 | 2 |
| New Orleans | 20 | 7 | 0 | 0 | 5 |
| Ole Miss | 24 | 12 | 4 | 0 | 2 |
| at Florida | 13 | 5 | 2 | 0 | 2 |
| at Arkansas | 11 | 7 | 0 | 0 | 0 |
| Mississippi State | 2 | 4 | 4 | 0 | 2 |
| at South Carolina | 5 | 3 | 2 | 2 | 4 |
| Vanderbilt | 9 | 9 | 2 | 0 | 4 |
| at Kentucky | 6 | 10 | 1 | 0 | 3 |
| at Auburn | 8 | 5 | 3 | 0 | 4 |
| Texas A&M | 12 | 7 | 5 | 0 | 4 |
| Tennessee | 10 | 3 | 5 | 0 | 4 |
| Georgia | 6 | 15 | 2 | 0 | 2 |
| at Mississippi State | 19 | 7 | 2 | 1 | 4 |
| at Missouri | 9 | 9 | 4 | 0 | 1 |
| Kentucky | 10 | 5 | 5 | 0 | 3 |
| Alabama | 14 | 10 | 1 | 1 | 5 |
| at Texas A&M | 15 | 11 | 3 | 1 | 3 |
| vs Auburn | 2 | 3 | 4 | 0 | 2 |
| vs Georgia | 10 | 7 | 0 | 1 | 1 |
| Green Bay | 16 | 5 | 6 | 0 | 2 |
| Penn State | 4 | 8 | 1 | 1 | 4 |
| vs California | 14 | 2 | 1 | 0 | 1 |
| **TOTALS** | **410** | **220** | **93** | **8** | **100** |

## #42 SHEILA BOYKIN

**2013-14**

| OPPONENT | PTS | REB | A | BLK | S |
|---|---|---|---|---|---|
| Stephen F. Austin | 2 | 2 | 1 | 1 | 0 |
| Saint Joseph's | 2 | 3 | 0 | 0 | 0 |
| at Louisville | 0 | 1 | 2 | 1 | 0 |
| Hampton | 0 | 7 | 1 | 0 | 0 |
| at Louisiana Tech | 4 | 2 | 2 | 0 | 0 |
| vs. Rutgers | 0 | 4 | 1 | 0 | 2 |
| vs. Michigan | 2 | 1 | 0 | 1 | 0 |
| Indiana State | 3 | 4 | 1 | 0 | 0 |
| at Arkansas-Little Rock | 2 | 3 | 1 | 0 | 0 |
| Florida Gulf Coast | 5 | 2 | 0 | 0 | 1 |
| at North Carolina State | 4 | 1 | 0 | 0 | 0 |
| Jackson State | 0 | 3 | 0 | 0 | 2 |
| at Tennessee | 0 | 3 | 0 | 0 | 0 |
| at Tulane | 2 | 1 | 0 | 0 | 1 |
| Texas A&M | 0 | 2 | 0 | 0 | 0 |
| Florida | 7 | 1 | 0 | 0 | 1 |
| at Missouri | 2 | 4 | 1 | 0 | 2 |
| at Vanderbilt | 0 | 0 | 0 | 0 | 0 |
| Auburn | 2 | 3 | 0 | 0 | 1 |
| at Ole Miss | 4 | 2 | 0 | 1 | 0 |
| Mississippi State | 0 | 1 | 2 | 0 | 1 |
| at Kentucky | 0 | 0 | 0 | 1 | 0 |
| Missouri | 0 | 1 | 0 | 0 | 1 |
| at Texas A&M | 4 | 3 | 1 | 0 | 0 |
| South Carolina | 2 | 4 | 1 | 0 | 0 |
| at Georgia | 0 | 3 | 0 | 0 | 0 |
| Arkansas | 4 | 6 | 0 | 0 | 0 |
| Tennessee | 0 | 1 | 0 | 0 | 0 |
| at Alabama | 2 | 4 | 2 | 0 | 0 |
| vs. Alabama [SECT] | 0 | 0 | 0 | 0 | 0 |
| vs. Tennessee [SECT] | 0 | 2 | 0 | 0 | 0 |
| Georgia Tech [NCAA] | 2 | 0 | 1 | 1 | 1 |
| West Virginia [NCAA] | 0 | 3 | 0 | 1 | 0 |
| at Louisville [NCAA] | 0 | 0 | 0 | 0 | 0 |
| **TOTALS** | **55** | **77** | **17** | **7** | **13** |

**2012-13**

| OPPONENT | PTS | REB | A | BLK | S |
|---|---|---|---|---|---|
| Wichita State | 4 | 2 | 1 | 0 | 0 |
| at Hampton | 2 | 2 | 0 | 0 | 1 |
| at Georgetown | 0 | 6 | 0 | 0 | 0 |
| vs West Virginia | 0 | 1 | 1 | 1 | 1 |
| at Florida International | 8 | 1 | 1 | 0 | 0 |
| North Carolina State | 5 | 5 | 2 | 0 | 0 |
| Tulane | 8 | 1 | 0 | 0 | 0 |
| East Tennessee State | 4 | 4 | 0 | 0 | 1 |
| Louisiana Tech | 0 | 5 | 1 | 2 | 0 |
| Grambling State | 6 | 5 | 2 | 1 | 1 |
| McNeese State | 2 | 1 | 0 | 0 | 0 |
| at Florida Gulf Coast | 0 | 0 | 0 | 0 | 0 |
| New Orleans | 0 | 3 | 2 | 0 | 0 |
| Ole Miss | 1 | 0 | 1 | 1 | 0 |
| at Florida | 0 | 1 | 0 | 0 | 0 |
| at Arkansas | 3 | 4 | 1 | 0 | 1 |
| Mississippi State | 0 | 3 | 0 | 0 | 0 |
| at South Carolina | 0 | 3 | 0 | 0 | 0 |
| Vanderbilt | 0 | 1 | 0 | 0 | 0 |
| at Kentucky | 0 | 0 | 0 | 0 | 0 |
| at Auburn | 1 | 5 | 2 | 1 | 1 |
| Texas A&M | 0 | 2 | 0 | 0 | 1 |
| Tennessee | 0 | 1 | 1 | 0 | 1 |
| Georgia | 0 | 1 | 1 | 0 | 0 |
| at Mississippi State | 0 | 0 | 0 | 0 | 0 |
| at Missouri | DNP | | | | |
| Kentucky | DNP | | | | |
| Alabama | DNP | | | | |
| at Texas A&M | DNP | | | | |
| vs Auburn [SECT] | DNP | | | | |
| vs Georgia [SECT] | DNP | | | | |
| Green Bay [NCAA] | DNP | | | | |
| Penn State [NCAA] | DNP | | | | |
| vs California [NCAA] | DNP | | | | |
| **TOTALS** | **44** | **57** | **16** | **6** | **8** |

**2011-12**

| OPPONENT | PTS | REB | A | BLK | S |
|---|---|---|---|---|---|
| at Wichita State | DNP | | | | |
| Georgetown | DNP | | | | |
| at Tulane | 0 | 1 | 0 | 0 | 0 |
| Arkansas-Pine Bluff | 6 | 6 | 4 | 0 | 2 |
| Northwestern | 2 | 2 | 0 | 0 | 3 |
| at Ohio State | DNP | | | | |
| Alabama State | 3 | 3 | 1 | 0 | 1 |
| UCLA | 0 | 1 | 0 | 0 | 0 |
| at Mcneese State | 0 | 3 | 0 | 0 | 0 |
| Lamar | 4 | 2 | 2 | 0 | 1 |
| Grambling State | 0 | 4 | 0 | 0 | 2 |
| at Louisiana Tech | 0 | 1 | 0 | 0 | 0 |
| at Ole Miss | 2 | 2 | 1 | 0 | 0 |
| at Mississippi State | DNP | | | | |
| Alabama | 4 | 5 | 1 | 0 | 1 |
| South Carolina | DNP | | | | |
| at Florida | 0 | 0 | 0 | 0 | 0 |
| at Tennessee | DNP | | | | |
| Arkansas | 4 | 1 | 0 | 0 | 0 |
| at East Tennessee State | 2 | 0 | 0 | 0 | 0 |
| at Vanderbilt | DNP | | | | |
| Florida | DNP | | | | |
| Kentucky | 0 | 2 | 1 | 0 | 0 |
| Mississippi State | 2 | 4 | 1 | 1 | 0 |
| at Alabama | DNP | | | | |
| at Arkansas | DNP | | | | |
| Auburn | 4 | 1 | 1 | 0 | 0 |
| Vanderbilt | DNP | | | | |
| at Georgia | 0 | 0 | 1 | 0 | 0 |
| vs Arkansas [SECT] | 1 | 3 | 0 | 0 | 0 |
| vs Kentucky [SECT] | 4 | 3 | 0 | 0 | 0 |
| vs Tennessee [SECT] | 0 | 0 | 0 | 0 | 0 |
| San Diego State [NCAA] | 0 | 0 | 0 | 0 | 0 |
| Penn State [NCAA] | 0 | 0 | 0 | 0 | 0 |
| **TOTALS** | **38** | **44** | **13** | **1** | **10** |

# Nikki Caldwell

**Head Coach • Fourth Season at LSU**

Nikki Caldwell, who won national championships as both a player and an assistant coach at Tennessee and turned UCLA into a national power in just three years, has quickly brought the LSU women's basketball program back to national prominence.

Caldwell brings to LSU the combination of outstanding in-game coaching ability with that of being a tremendous recruiter. In addition, she has been a leader off the court in the Baton Rouge community, helping the Lady Tigers connect with the city of Baton Rouge while donating their time and efforts to making a difference.

In the classroom, LSU has been a shining example of the definition of student-athlete. The Lady Tigers have recorded a perfect score of 100 in graduation success rate released by the NCAA during all three seasons under Caldwell.

Caldwell was officially introduced as the school's seventh women's basketball coach on April 4, 2011. She has produced a trio of 20-win seasons and an overall record of 66-36 (.647) over her three seasons at the helm of the Lady Tigers. LSU has secured three NCAA Tournament appearances highlighted by back-to-back trips to NCAA Sweet 16 and 13 victories over ranked opponents.

The 2013-14 season was filled with numerous memorable moments as the Lady Tigers took on the nation's toughest schedule with 28 of their 34 games against RPI Top 100 opponents. LSU fired out to a 17-4 start highlighted by a Barclays Invitational Championship which included victories over Rutgers and Michigan along with the program's first victory at Tennessee since the 2007-08 season.

After a six-game losing streak to end the regular season, Caldwell and the Lady Tigers regrouped for the NCAA Tournament. LSU came out clicking on all cylinders and collected a 98-78 win over Georgia Tech during the opening round. The 98 points were a program NCAA Tournament single-game mark.

The Lady Tigers lost All-SEC Freshman Team guard Raigyne Moncrief to injury during the Georgia Tech game, and senior guard Jeanne Kenney was injured in the first half of LSU's NCAA Second Round matchup versus No. 7 West Virginia.

Without two of its top four scorers, the Lady Tigers dug deep and put together a 20-4 finishing kick over the last five minutes and scored on their final 10 possessions to come away with a 76-67 victory over the Mountaineers. Danielle Ballard turned in a NCAA Tournament effort for the ages as she racked up 23.3 points and 14.0 rebounds per game over LSU's three postseason games. At the team's end of the year banquet, each student-athlete received a courage award instead of individual accolades.

Theresa Plaisance notched a second consecutive All-SEC First-Team selection and was the 18th player in program history to amass over 1,000 career points and 500 career rebounds. Plaisance was joined by Shanece McKinney among the program's Top 5 in blocked shots. The duo went on to continue their professional careers in the WNBA; Plaisance with the Tulsa Shock and McKinney with the New York Liberty. Kenney finished ranked inside LSU's Top 10 with 137 three-pointers and 372 assists. She is serving as a graduate assistant at UCLA.

Caldwell's second season in Baton Rouge was a memorable one as the Lady Tigers reached the NCAA Sweet 16 for the first time since 2008. LSU recorded double-digit SEC victories for the second straight year and despite a rash of injuries, put together a team with excellent chemistry that finished the season ranked No. 21 in the Coaches poll. LSU's seven-game winning streak to close the regular season was the longest into the SEC Tournament since winning seven in a row from 1985-86.

The Lady Tigers developed the motto "eight is enough" and used it to dominate No. 13 Texas A&M on the Aggies home floor by a score of 67-52 in the regular season finale. LSU beat Green Bay in the NCAA first round before claiming arguably the signature win of the Caldwell era in the NCAA second round.

LSU, without Kenney and dressed with seven players, knocked off No. 8 Penn State, 71-66, in a raucous Maravich Center to reach the Sweet 16.

### *National Champion Player*

In her 11 seasons as a collegiate player, graduate assistant and assistant coach at Tennessee, Caldwell's teams compiled a record of 344-40, appeared in the NCAA Tournament each year and claimed three national championships.

### *Two-time USA Gold Medalist*

Caldwell was bestowed the privilege of serving as an assistant coach for the USA U18 National Team in the summer of 2012 and for the USA U19 National Team in 2013. The Americans won the gold medal at the FIBA Americas Championship and the FIBA World Championship.

***"I am absolutely thrilled for Nikki. LSU is committed to its women's basketball program both financially and with the resources they have in place to compete amongst the best teams in the nation. The Southeastern Conference will become much stronger with Nikki joining the league. Her accomplishments in the three short seasons she was at UCLA is indicative of more of what will come from Nikki and her staff at LSU."***

***- Pat Summitt, Former Tennessee head coach and Hall of Famer***

In addition, Caldwell developed Plaisance into one of the nation's most improved players as the New Orleans native led the SEC in scoring and became the school's first league scoring champion since Seimone Augustus.

Caldwell recruited Ballard, an All-SEC Freshman Team pick. In her first season, Ballard shattered the LSU single-season record for steals with 100. Plaisance, Ballard and senior Adrienne Webb earned All-SEC honors.

Caldwell revived the LSU program from her opening press conference. A summer full of speaking engagements, building the fan base and connecting with her players led to a season where attendance increased by an average of over 1,500 fans from the previous season.

After missing the NCAA Tournament for the first time in 13 years a season prior to her arrival, Caldwell spearheaded the squad to the 2012 NCAA Tournament second round and its first appearance in the Southeastern Conference Tournament championship game since 2008. The Lady Tigers reached 23 wins – their highest total since the 2008 Final Four season – won 10 conference games for the first time since 2009 and claimed wins over five ranked teams during the season.

Despite suffering several key injuries, Caldwell led LSU to a six-game win streak late in the SEC season and the Lady Tigers twice knocked off SEC regular season champion Kentucky. She met her mentor in the SEC Championship Game as LSU squared off against Pat Summitt's Tennessee Lady Vols. Though the Lady Tigers lost, LSU took on Caldwell's persona – that of toughness and a relentless desire to never quit.

Caldwell developed All-SEC forward LaSondra Barrett into one of the nation's best players. After an NCAA Tournament Second Round appearance against Penn State, Barrett became the first LSU player selected in the first round of the WNBA Draft since 2008 when she was taken 10th overall by the Washington Mystics.

Well respected in coaching circles, Caldwell has twice been selected by the USA Women's Basketball Committee to serve as an assistant coach for USA National Teams. In the summer of 2012, she became the first coach in LSU history to serve on a USA U18 team staff since the squad's inception in 1988. That team claimed the gold medal at the FIBA Americas Championship.

In the summer of 2013, most of that group reunited to lead the USA U19 National Team to a gold medal at the FIBA World Championships in Lithuania. Caldwell is the only coach in LSU history to claim multiple USA gold medals during her tenure as Lady Tiger head coach.

Caldwell has been a part of a championship and winning pedigree at every level of her career. She played, coached and studied under one of the game's greatest figures, the legendary Pat Summitt at Tennessee and she assisted Women's Basketball Hall of Famer Debbie Ryan at Virginia.

Widely recognized as one of the nation's top assistant coaches during stints at Tennessee and Virginia, Caldwell took over at UCLA in 2008. In three years with the Bruins, she turned around a UCLA program that had won only one NCAA Tournament game in the nine years prior to her arrival.

Caldwell led the Bruins to a 72-26 (.735) overall mark, reached the NCAA Tournament twice and finished second in the Pac-10 Conference in both 2010 and 2011. She was named the Pac-10 Coach of the Year in 2010 after going 25-9 overall and advancing to the second round of the NCAA Tournament.

Her best season at UCLA came in 2011 as she led the Bruins to 28 victories, just one shy of the school mark of 29 set back in 1980-81. The Bruins spent the entire 2010-11 season ranked in the top 20 and they claimed the No. 3 seed in the NCAA Tournament. UCLA finished the year with just five losses, the fewest in school history during the NCAA era.

The 2010-11 season saw UCLA set school records for regular season victories (26), Pac-10 wins (16), road victories (10) and scoring defense (55.3 ppg). Caldwell also signed the nation's third-ranked recruiting class behind only Tennessee and Connecticut according to ESPNHoopGurlz.com, and she helped develop junior post player Jasmine Dixon into an Associated Press Honorable Mention All-American.

Caldwell made an immediate impact in her first season as a head coach in 2008-09, directing UCLA to a 19-12 overall record and a fourth-place finish in the Pac-10. In addition, for the first time since the 1986-87 season, the Bruins won as many as nine non-conference games prior to Pac-10 play.

Caldwell and her staff then proceeded to haul in the 14th-ranked recruiting class in the nation according to ESPN HoopGurlz.com, headlined by McDonald's All-American Markel Walker. The staff added another McDonald's All-American for 2009-10 in transfer Jasmine Dixon.

Her second Bruin team finished with 25 wins, the

# Head Coach Nikki Caldwell

*"Nikki Caldwell is a superstar in our profession. She is the quintessential 'players' coach who understands that each player is unique and must be motivated differently to get their maximum effort every night. Nikki has a style and grace that garners immediate attention. She has a great moral compass for the way things ought to be in life. LSU may have hired a coach but they acquired a tremendous person who will achieve greatness beyond the athletic realm."*

***- Debbie Ryan, Former Virginia head coach and Hall of Famer***

## *Winning Tradition*

It didn't take Caldwell long to instill a winning attitude at LSU as the Lady Tigers reached the SEC Tournament championship game and NCAA Second Round in her first season. Caldwell became just the second coach in SEC history to guide a team to the SEC Tournament final in her first season.

## *Community Driven*

Since joining the LSU family in April 2011, Caldwell has made a profound impact on the city of Baton Rouge with numerous public speaking engagements, community service projects and media appearances. Caldwell has generated a newfound interest in LSU women's basketball while getting her student-athletes involved in the community.

fourth-most in school history, and advanced to the second round of the 2010 NCAA Tournament. After a mid-January setback in conference play, the Bruins lost only to NCAA runner-up Stanford (twice) and No. 4-ranked Nebraska, both of which who earned NCAA Tournament No. 1 seeds.

UCLA won 15 of its last 18 contests of the 2009-10 season en route to the school's first NCAA Tournament appearance since 2006. The squad won 15 conference games, finished second in the Pac-10 and they limited opponents to then a school-record 55.7 points per game.

In six seasons as head coach at both UCLA and LSU, Caldwell owns a 138-62 (.690) overall record and a 67-35 (.657) mark in conference play.

Caldwell broke into the head coaching ranks after serving as an assistant on Summitt's staff at Tennessee from 2002-08. During that time, she helped the Lady Vols capture a pair of NCAA titles in 2007 and 2008 and reach the Final Four a total of five times. The Lady Vols compiled an impressive 195-24 mark and won three Southeastern Conference regular season titles during her six years as an assistant coach.

Caldwell joined the Tennessee staff for the 2002-03 season and became the recruiting director in the spring of 2003. Her impact was immediate as the Lady Vols signed perhaps the most prolific freshmen class in the history of women's collegiate basketball in the fall of 2003. That class consisted of six 2004 high school All-Americans, including three players of the year. In 2008, Caldwell helped sign five players who went on to play in the prestigious McDonald's All-American Game.

In 2008, the Lady Vols captured a second straight NCAA championship and finished with a record of 36-2. National Player of the Year Candace Parker, the No. 1 selection in the WNBA draft and the 2008 WNBA MVP, led a group of five Lady Vols to be drafted into the WNBA on the day following the championship.

Prior to her return as a coach at her alma mater, Caldwell served as an assistant at the University of Virginia for three seasons from 1999-2002. She was responsible for recruiting, scouting, film exchange, player development, camps and monitoring academic progress of student-athletes. Virginia compiled a record of 60-36 in her three seasons in Charlottesville and advanced to the NCAA Tournament each year. She helped develop standout Atlantic Coast Conference players Telisha Quarles and forward Brandi Teamer, the 2002 ACC Rookie of the Year.

As a player at Tennessee from 1990-94, Caldwell was known as a tenacious defender with tremendous three-point shooting ability. The Lady Vols posted a 118-13 mark during her four-year career, winning the NCAA title during her freshman season of 1991 and capturing two SEC regular season championships and a pair of SEC Tournament titles.

Caldwell still ranks among the top 10 in Tennessee history in three-point field goals made (128) and three-point shots attempted (364). She burst onto the scene as a rookie, scoring 20 points in her first collegiate game against Stanford. Caldwell earned SEC All-Freshman honors in 1991. In the 1991 NCAA title game victory over Virginia, Caldwell's defense was considered a key in the Lady Vols' overtime win in New Orleans. She received the Gloria Ray Leadership Award in both her junior and senior seasons at Tennessee.

After graduating with a degree in public relations in 1994, Caldwell moved behind the microphone as a color analyst on Tennessee games for Fox Sports Net South. She went on to become the color analyst for the SEC's Game of the Week from 1995-97. Her television exposure opened the door for her to become the hostess of the sports segments for the Knoxville-based cable network show, Shop at Home (1997-98).

Caldwell's television career continued in Los Angeles during her tenure as UCLA coach. She joined CBS2/KCAL's Jim Hill as an analyst on Sports Central for the NCAA men's basketball tournament and she was also frequently on Los Angeles Laker pregame and halftime shows. Caldwell served as an analyst for ESPN during the 2011 NCAA Women's Basketball Tournament.

In 1998, Caldwell decided to return to basketball, becoming a graduate assistant for administration for Tennessee. During the 1998-99 season, Tennessee went 31-3 and captured the SEC regular season and SEC Tournament titles. Caldwell was responsible for assisting the coaching staff in all aspects of basketball operations.

The Oak Ridge, Tenn., native owns an impressive 543-137 (.799) record as a player, graduate assistant, assistant coach and head coach dating back to her freshman season of 1990-91 at Tennessee.

Off the court, Caldwell is a passionate crusader for breast cancer awareness. She and Tennessee head coach Holly Warlick have founded the non-profit organization, Champions for a Cause. Since 2007, they have raised over $300,000 through Cruisin' for a Cause, a long-haul motorcycle adventure to raise dollars and awareness for a cure for breast cancer.

# Head Coach Nikki Caldwell

In the spring of 2011, Caldwell's journey navigated through the Midwest and ended in California. The 2012 ride began with a fundraiser in Baton Rouge and continued to New Orleans where both Caldwell and Warlick visited patients at a hospital.

Caldwell and Warlick chronicle their cross-country rides on their website, http://www.cruisinforacause.com/. In 2010, Caldwell joined the Board of Directors for the Kay Yow Cancer Fund and is currently serving on the Executive Committee as Treasurer.

Caldwell has been prominent in the Baton Rouge community since her arrival, making appearances at the Baton Rouge Food Bank and schools in the East Baton Rouge Parish system. The Lady Tigers show their commitment to service and are involved in numerous community initiatives. A few examples are the Alzheimer's Services Walk/Run to Remember where the team has served as honorary starters and making regular visits to Charlie's Place, a respite center for Alzheimer's patients.

The Baton Rouge Business Report named Caldwell to the area's "Forty Under Forty," which recognizes stars in the community. In May 2013, Caldwell was elected to the Women's Basketball Coaches Association Board of Directors.

Caldwell, 42, was raised in Oak Ridge, Tenn., by her mother, Jean Caldwell. She and her husband Justin Fargas are the proud parents of a daughter, Justice Simone Fargas, who was born on March 6, 2012.

Caldwell has a younger sister, Simone, brother-in-law, Kirk and niece, Khayla. Her uncle, Mike, played 11 seasons in the NFL as a linebacker. He currently serves as the linebackers coach for the Arizona Cardinals.

## Champions For a Cause

Off the court, Caldwell is an advocate for breast cancer awareness through the foundation she helped co-found, Champions For A Cause. Every year, Caldwell rides her motorcycle through the country as part of Crusin' For A Cause, raising thousands of dollars for breast cancer research.

## The Nikki Caldwell File

**Birthdate:** May 21, 1972
**Age:** 42
**Hometown:** Oak Ridge, Tenn.
**Alma Mater:** Tennessee, 1994 (Public Relations)
**Twitter:** @NikkiCaldwell

### Playing Experience

| | | |
|---|---|---|
| 1990-94 | Tennessee | 118-13 record, 1991 NCAA Champions |

### Coaching Experience

| YEAR | POSITION | SCHOOL |
|---|---|---|
| 1998-99 | Graduate Assistant | Tennessee |
| 1999-2002 | Assistant Coach | Virginia |
| 2002-08 | Assistant Coach | Tennessee |
| 2008-11 | Head Coach | UCLA |
| 2011-present | Head Coach | LSU |

### Head Coaching Record

| YEAR | SCHOOL | OVERALL REC. | CONF. REC./FINISH | POSTSEASON NOTES |
|---|---|---|---|---|
| 2008-09 | UCLA | 19-12 | 9-9/5th | |
| 2009-10 | UCLA | 25-9 | 15-3/2nd | NCAA Second Round |
| 2010-11 | UCLA | 28-5 | 16-2/2nd | NCAA Second Round |
| 2011-12 | LSU | 23-11 | 10-6/4th | NCAA Second Round<br>SEC Tournament Champ. Game |
| 2012-13 | LSU | 22-12 | 10-6/6th | NCAA Sweet 16 |
| 2013-14 | LSU | 21-13 | 7-9/T-6th | NCAA Sweet 16 |
| **UCLA Record** | | **72-26 (.735)** | **40-14 (.741)** | **three years** |
| **LSU Record** | | **66-36 (.647)** | **27-21 (.562)** | **three years** |
| **Overall** | | **138-62 (.690)** | **67-35 (.657)** | **six years** |

### Assistant Coaching Record

| YEAR | SCHOOL | OVERALL REC. | POSTSEASON NOTES |
|---|---|---|---|
| 1999-2000 | Virginia | 25-9 | NCAA Sweet 16, ACC Champions |
| 2000-01 | Virginia | 18-14 | NCAA First Round |
| 2001-02 | Virginia | 17-13 | NCAA First Round |
| 2002-03 | Tennessee | 33-5 | NCAA National Runner-Up, SEC Champions |
| 2003-04 | Tennessee | 31-4 | NCAA National Runner-Up, SEC Champions |
| 2004-05 | Tennessee | 30-5 | NCAA Final Four, SEC Tournament Champions |
| 2005-06 | Tennessee | 31-5 | NCAA Elite Eight, SEC Tournament Champions |
| 2006-07 | Tennessee | 34-3 | NCAA National Champions, SEC Champions |
| 2007-08 | Tennessee | 36-2 | NCAA National Champions, SEC Tournament Champs |
| | | **255-60 (.819)** | **10 years** |

## Caldwell vs. All Opponents

(as a head coach)

| | | | |
|---|---|---|---|
| Alabama | 4-1 | Mississippi State | 5-0 |
| Alabama State | 1-0 | Missouri | 3-0 |
| Arkansas | 2-3 | Montana | 1-0 |
| Arkansas-Little Rock | 1-0 | Montana State | 1-0 |
| Arkansas-Pine Bluff | 1-0 | Nebraska | 0-1 |
| Arizona | 6-0 | Nevada | 1-0 |
| Arizona State | 4-2 | New Orleans | 1-0 |
| Auburn | 4-0 | North Carolina State | 2-1 |
| California | 6-2 | Northwestern | 0-1 |
| UC Davis | 1-0 | Notre Dame | 1-0 |
| Cal Poly | 1-0 | Ole Miss | 3-0 |
| UC Santa Barbara | 2-0 | Ohio State | 0-1 |
| Cal State Bakersfield | 1-0 | Oregon | 5-1 |
| Cal State Fullerton | 1-0 | Oregon State | 7-1 |
| Cal State Northridge | 1-0 | Penn State | 1-1 |
| East Carolina | 1-0 | Pepperdine | 1-0 |
| East Tennessee State | 2-0 | Princeton | 1-0 |
| Florida | 1-3 | Rice | 1-0 |
| Florida Gulf Coast | 1-1 | Rutgers | 1-0 |
| Florida International | 1-0 | Saint Joseph's | 1-0 |
| Georgia | 1-3 | Saint Mary's | 2-0 |
| Georgia Tech | 1-0 | San Diego | 1-0 |
| Georgetown | 1-1 | San Diego State | 2-0 |
| Gonzaga | 0-1 | Santa Clara | 1-0 |
| Grambling | 2-0 | South Carolina | 1-2 |
| Green Bay | 1-0 | Southern Cal | 5-2 |
| Hampton | 0-1 | Stanford | 0-9 |
| Hawaii | 2-0 | Stephen F. Austin | 1-0 |
| Indiana State | 1-0 | Temple | 1-0 |
| Illinois State | 0-1 | Tennessee | 1-6 |
| Jackson State | 1-0 | Texas A&M | 2-2 |
| Kansas | 1-1 | Texas Tech | 0-2 |
| Kentucky | 3-2 | Tulane | 1-2 |
| Lamar | 1-0 | UCLA | 1-0 |
| LSU | 0-1 | Utah | 1-0 |
| Louisiana Tech | 2-0 | Vanderbilt | 2-2 |
| Louisville | 0-2 | Washington | 5-1 |
| Loyola Marymount | 2-0 | Washington State | 6-0 |
| Maryland | 0-1 | West Virginia | 2-0 |
| McNeese State | 2-0 | Wichita State | 2-0 |
| Michigan | 1-0 | | |

# Assistant Coach Tasha Butts

## Tasha Butts

**Assistant Coach • Fourth Season**

Tasha Butts, a standout player at the University of Tennessee and former WNBA player, begins her fourth season as an assistant coach at LSU.

Butts served on Nikki Caldwell's staff during the three previous seasons that has seen the Lady Tigers return to national prominence. LSU has produced three straight 20-win seasons and three consecutive NCAA Tournament appearances highlighted by back-to-back NCAA Sweet 16 trips.

Butts has worked closely with LSU's backcourt which includes Danielle Ballard and Raigyne Moncrief who have garnered All-SEC Freshman Team honors during each of the last two seasons. Both players are listed among LSU's Top 10 for scoring during their true freshmen seasons.

Under Butts' tutelage, Ballard broke LSU's single season record for steals and became the first player in program history – women or men – to reach 100 steals in a season. Ballard also put together a NCAA Tournament run for the ages in 2014 where she averaged 23.3 points and 14.0 rebounds per game. Her three straight double-doubles was a program first since All-American Sylvia Fowles accomplished the feat in 2008 NCAA Tournament.

Butts also guided All-SEC selection Adrienne Webb during her junior and senior seasons. She led the SEC in free throw shooting and was one of the top shooting guards in program history where she poured in a career-high 29 points to help lead the Lady Tigers past Penn State in the 2013 NCAA Second Round. Webb finished her career with 1,370 points.

Butts and fellow assistant coach Tony Perotti received the prestigious honor of attending the Villa 7 Consortium. The program brings together university athletics directors and the country's elite assistant coaches in an effort to prepare the next generation of college basketball leaders on Nike's campus in Oregon.

Butts arrived at LSU after three successful seasons as an assistant coach at UCLA. During her tenure with the Bruins, she worked with perimeter players and assisted with all other facets of the program, including academics, recruiting, scouting and player development.

UCLA reached the NCAA Tournament twice, compiling a 72-26 overall mark and second-place finishes in the Pac-10 Conference in both 2010 and 2011. The 2010-11 season saw the Bruins earn a No. 3 seed in the NCAA Tournament and set records for regular-season victories (26), Pac-10 wins (16) and scoring defense (55.3 points per game).

Butts was instrumental in the development of UCLA guards Darxia Morris, Doreena Campbell and Markel Walker. Morris was the Bruins' top scorer in 2010-11 as she earned first-team All-Pac-10 honors and was invited to training camp with the WNBA's Tulsa Shock.

Butts helped sign Walker, who arrived at UCLA as the nation's No. 4 ranked high school player according to ESPN HoopGurlz. Campbell became just the fourth Bruin ever to earn All-Pac-10 honors all four years of her career. She was also the fourth player in school history to record 1,000 points, 400 rebounds and 400 assists.

Prior to UCLA, Butts served as an assistant coach at Duquesne University in Pittsburgh, Pa., for the 2007-08 season where she worked primarily with the perimeter players. Her responsibilities included recruiting, opponent scouting, academics, equipment liaison and scheduling.

Butts was a proven winner as a player at Tennessee, helping the Lady Vols to a 124-17 record in her four seasons from 2000-04. Tennessee had a Sweet 16 appearance in her freshman season and advanced to the 2002 Final Four in her sophomore campaign. She then helped the Lady Vols to back-to-back National Championship games in her junior and senior seasons of 2003 and 2004. As a senior, she earned second-team All-Southeastern Conference honors after averaging 10.4 points per game and ranking second in the league in three-point field goal percentage (43.0).

In addition, Butts was part of four SEC regular-season championship teams, as Tennessee compiled a 55-1 SEC record in her four years. When she left UT, she ranked fourth in all-time games played (141) and tied for seventh in three-point shots made (103) at the school. Butts' career-high 37 points against Vanderbilt on Feb. 16, 2004, tied for 11th on the Lady Vols' single-game scoring list. Today, her career free throw percentage of 79.3 ranks 10th in UT annals.

Butts, 32, graduated from Tennessee in 2004 with a degree in sport management and a minor in business.

Butts was chosen by the Minnesota Lynx with the 20th selection in the 2004 WNBA

Draft. She saw action in all 30 games as a rookie, helping the club equal a franchise record with 18 wins and earn a spot in the playoffs.

Following the 2004 WNBA season, she returned to her alma mater and served as a graduate assistant coach, working primarily with Pat Summitt and Nikki Caldwell. The Lady Vols won the 2005 SEC Championship that season and advanced to the 2005 Final Four.

In the fall 2005, she headed overseas, where she played for Essa/Barreiro in Portugal, averaging nearly 18.0 points per game. After one season with Essa, she moved on to Raanana Hertizliya in Israel, where she posted 15.5 points per contest. She also had brief stints with the Charlotte Sting and Houston Comets of the WNBA.

Butts grew up in Milledgeville, Ga., and attended Baldwin High School where she was a consensus All-American and the Georgia Gatorade State Player of the Year. She remains the all-time leading scorer at the school and her high school jersey No. 23 was retired in December of 2000. In August 2004, the city of Milledgeville honored Butts with a key to the city and a proclamation of achievement on "Tasha Butts Day."

Butts credits her parents, Spencer Butts, Sr. and Evelyn Butts, with instilling the value of hard work and importance of family. She has one older brother, Spencer Butts, Jr.

### *The Tasha Butts File*

**Birthdate:** March 10, 1982
**Age:** 32
**Hometown:** Milledgeville, Ga.
**Education:** Tennessee, 2004 (Sport Management)
**Twitter:** @TashaButts

**Playing Experience**

| YEAR | TEAM |
|---|---|
| 2000-04 | Tennessee Lady Vols |
| 2004 | Minnesota Lynx (WNBA) |
| 2005 | European Pro Leagues (Portugal, Israel) |

**Coaching Experience**

| YEAR | POSITION | SCHOOL |
|---|---|---|
| 2004-05 | Graduate Assistant | Tennessee |
| 2007-08 | Assistant Coach | Duquesne |
| 2008-11 | Assistant Coach | UCLA |
| 2011-present | Assistant Coach | LSU |

# Assistant Coach Tony Perotti

## Tony Perotti

Assistant Coach • Fourth Season

Tony Perotti enters his fourth season as an assistant coach at LSU after spending three years as an assistant coach on Nikki Caldwell's staff at UCLA.

Perotti, who works with the Lady Tigers' post players, has played a vital role in lifting the LSU program back to national prominence with three straight 20-win seasons and three consecutive NCAA Tournament appearances highlighted by back-to-back NCAA Sweet 16 trips.

Perotti was instrumental in the development of Theresa Plaisance and Shanece McKinney who went on to continue their careers professionally with the WNBA's Tulsa Shock and New York Liberty. The duo also finished among the program's top five in blocked shots. Plaisance was a two-time All-SEC First-Team selection and became LSU's first SEC scoring champion during her junior season since Seimone Augustus in 2006. She is one of 18 players in program history to collect 1,000 points and 500 rebounds.

During Perotti's first season with the Lady Tigers in 2012-13, LSU reach its highest win total since 2008. The Lady Tigers captured 23 wins, reached the championship game of the Southeastern Conference Tournament and earned a berth in the NCAA Tournament second round.

Perotti played a vital role in the growth and progression of LaSondra Barrett who came away with two All-SEC First-Team accolades and WBCA All-America Honorable Mention status in 2011 and 2012. She finished as the program's 11th all-time leading scorer with 1,553 points, hauled in 813 rebounds to rank 10th in LSU history and shattered former All-American Sylvia Fowles career free throw record. Barrett went on to be chosen in the first round of the 2012 WNBA Draft.

Perotti is a member of the WBCA All-America and WBCA National Coach of the Year selection committees. He is the third year of his three-year term.

In the summer 2012, Perotti and fellow assistant coach Tasha Butts received the prestigious honor of attending the Villa 7 Consortium, a program which brings together university athletics directors and the country's elite assistant coaches in an effort to prepare the next generation of college basketball leaders. He also was a Villa 7 attendee in 2013 and 2014. The two-day programs were held on the Nike campus in Oregon.

Perotti helped guide UCLA to national prominence in his three seasons, which included two NCAA Tournament appearances and a 72-26 overall record. UCLA made drastic improvements in every season. In 2008-09, the Bruins compiled a 19-12 record and finished fourth in the Pac-10 Conference. The following year, Perotti and UCLA went 25-9 overall and reached the second round of the NCAA Tournament.

The 2010-11 season saw Perotti and the Bruins enjoy a banner year. UCLA spent most of the season ranked in the top 10 and they earned a No. 3 seed in the NCAA Tournament after finishing with a 28-5 record and a second-place finish in the Pac-10. The Bruins set a record for regular-season victories (26), Pac-10 wins (16) and scoring defense (55.3 points per game).

Prior to UCLA, Perotti served as an assistant coach at Northern Arizona University for four seasons from 2004-08. He was the associate head coach his last two years at NAU. He served primarily as the team's recruiting coordinator, game scouting coordinator and in the development of the perimeter players.

In his four seasons at NAU, Perotti helped the Lumberjacks compile 71 victories, win the Big Sky Conference Tournament and advance to the school's first-ever NCAA Tournament. During his tenure, the Lumberjacks set school records for field goals, points scored, assists, rebounds, three-point shots made and free throw percentage. Guard Sade Cunningham set a school record for single-season and career assists.

In 2006-07, NAU led the conference in field goal percentage, scoring defense and assists per game. In his first season as an assistant, Perotti not only helped the team to a 19-10 record and third-place conference finish, but took over as head coach for three games (2-1) at the end of the season when the head coach was home with a newborn baby.

Perotti officially joined the collegiate coaching ranks as an assistant for five seasons at the University of San Francisco. He was the team's top assistant from 2000-04 and worked as the third assistant in his first season. He also served as the program's recruiting coordinator in 2000 and 2002-03.

During that period, Perotti helped to successfully sign two Junior College All-Americans, three West Coast Conference Freshmen of the Year, as well as international players from Germany and Denmark. On the court, he worked primarily with the perimeter players and assisted in team offensive and defensive philosophy development and strategies. He also served as summer camp director and completed his master's degree (2001) in sports and fitness management.

Before his time at USF, Perotti worked as an office assistant and summer camp coach at the University of Tennessee. He also served as a practice player for two seasons with the Lady Vols. While in Knoxville, Perotti gained coaching experience in 1999 as the co-head coach of the 11-and-under AAU team Knoxville Lady Lakers. At Tennessee, he earned his bachelor's degree in 1999 in sports management with a minor in business administration.

Perotti grew up on a dairy farm in Millerton, N.Y., where his family still owns and operates the Lone Pine Farm. He learned the value of a hard day's work from his father, John and grandfather, Frank and he grew up talking sports with his mother, Victoria and grandmother, Doris. Perotti has three siblings, brother Stephen and sisters Terry and Kelly, and three nieces, Krissy, Alexis and Cassidy.

### *The Tony Perotti File*

**Birthdate:** September 13, 1976
**Age:** 38
**Hometown:** Millerton, N.Y.
**Education**
**Undergraduate:** Tennessee, 1999 (Sports Management)
**Graduate:** San Francisco, 2001 (Sports and Fitness Management)
**Twitter:** @TonyPerotti

**Coaching Experience**

| YEAR | POSITION | SCHOOL |
|---|---|---|
| 1999-2004 | Assistant Coach | San Francisco |
| 2004-06 | Assistant Coach | Northern Arizona |
| 2006-08 | Associate Head Coach | Northern Arizona |
| 2008-11 | Assistant Coach | UCLA |
| 2011-present | Assistant Coach | LSU |

# Director of Basketball Operations Jon Silver

## Jon Silver

Director of Basketball Operations • Fourth Season

Jon Silver is involved in all facets of the LSU women's basketball program as director of basketball operations. Silver, who is in his fourth season with the Lady Tigers, coordinates scheduling, travel, manager operations while assisting head coach Nikki Caldwell.

LSU's 2013-14 schedule was rated the nation's toughest by the NCAA as the Lady Tigers played 28 of their 34 games against RPI Top 100 opponents. Over the last three seasons, LSU has faced a Top 25 schedule each year.

Silver, 27, joined the LSU staff after serving as film coordinator and staff associate at UCLA.

During the 2010-11 season, Silver oversaw UCLA's film exchange, post-game film breakdowns, live capturing of games, weekly highlight tapes and all other film related matters. As the staff associate, Silver assisted the coaching staff in their recruiting efforts and acted as a liaison between various offices within the athletic department. Silver also assisted director of basketball operations Pam Walker with the day-to-day management of the program.

Silver graduated from UCLA in 2009 with a degree in history and political science and Phi Beta Kappa honors. As an undergraduate, he spent three seasons as a practice player for UCLA, including one season as head manager and scout team captain.

Prior to returning to UCLA, Silver spent the summer in Casco, Maine, as the director of basketball at Camp Cedar where he coached the 15-year-old boys' team to a 7-1 record and the Camp Cedar Invitational Tournament championship. He coordinated with different camps in the New England area to organize inter-camp tournaments and special events.

Silver has also served as the feature literary department coordinator at The Gersh Agency in Beverly Hills, Calif. At Gersh, Silver was responsible for maintaining the agency's extensive list of potential projects for its writer and director clients and he was in charge of assigning and distributing potential client material.

Silver's older brother, Matthew, is a law student at Rutgers University. His parents, Ken and Judy, reside in Warrington, Pa., and are respectively a professional musician and a guidance counselor.

### *The Jon Silver File*

**Birthdate:** October 29, 1987
**Age:** 27
**Hometown:** Dresher, PA
**Education**: UCLA, 2009 (History and Political Science)

# Michael Scruggs

Director of Video Operations/Interim Assistant Coach • Third Season

Michael Scruggs, a former assistant coach at Samford University, begins his third season as director of video operations for the LSU Lady Tigers. He also will serve as an interim assistant coach in 2014-15 after Angel Elderkin was hired as Appalachian State's head coach in October.

Scruggs, 28, joined Nikki Caldwell's staff in the summer of 2012 and was a member of the Lady Tigers' Sweet 16 staff for the 2012-13 and 2013-14 campaigns.

Scruggs was a member of Samford's staff during the 2011-12 season as the Bulldogs claimed their second straight Southern Conference Tournament championship and reached the NCAA Tournament after a 20-win campaign. In addition to his coaching duties, Scruggs coordinated all aspects of team travel, meals, scouting and recruiting at Samford.

Prior to his stint at Samford, Scruggs spent two seasons as a graduate assistant on the staff at the University of Tennessee at Chattanooga. During his time at Chattanooga, the Lady Mocs won the 2010 Southern Conference title and earned the league's automatic bid to the NCAA Tournament.

Scruggs worked mostly with the guards at Chattanooga. He also served as the academic liaison for the team, and he assisted the video coordinator. Scruggs assisted with the Lady Mocs' summer camps as well.

In addition to his experience at Chattanooga, Scruggs worked on the coaching staffs of a couple of AAU teams. He was the head coach of the 12-year old and 14-year-old teams for Tennessee Team Hustle from 2007 to 2009, and he was an assistant coach with the 15- and 16-year-old teams of the Dayton Lady Hoopsters from 2004 to 2006.

Scruggs served as an assistant coach in the Maryville Middle School Fall League in 2007. He also worked as an instructor at the Performance Training Basketball Camps (2005-09), and he was a camp counselor at the University of Tennessee's men's and women's basketball camps (2006-09). Scruggs played for the Tri-City Racers of Johnson City, Tenn., a member of the American Basketball Association, in 2008-09.

Originally from Knoxville, Tenn., Scruggs is a 2008 graduate of the University of Tennessee with a degree in sports management and a minor in business. While at UT, Scruggs served as a practice player for the Lady Vols, while LSU head coach Nikki Caldwell was an assistant coach on the staff at the time. He earned his master's degree in special education from UT-Chattanooga in 2011.

## The Michael Scruggs File

**Birthdate:** February 25, 1986
**Age:** 28
**Hometown:** Knoxville, Tenn.
**Education**
**Undergraduate:** Tennessee, 2008 (Sports Management)
**Master's:** Tennessee, 2011 (Special Education)
**Twitter:** @CoachScruggs

**Coaching Experience (College Level)**

| YEAR | POSITION | SCHOOL |
|---|---|---|
| 2009-2011 | Graduate Assistant | Tennessee-Chattanooga |
| 2011-2012 | Assistant Coach | Samford |
| 2012–present | Director of Video Operations | LSU |

# Melissa Seal

**Assistant Strength & Conditioning Coordinator • 9th Season**

Melissa Seal, one of the top strength and conditioning coordinators in women's basketball, enters her ninth season working with the LSU Lady Tiger basketball team. Moore, a native of Enon, La., also coordinates the strength and conditioning of the LSU softball team.

Seal came to LSU after stints at both Georgia Tech and Elon University as an assistant strength and conditioning coach. She spent two years at Georgia Tech working with Yellow Jackets' softball and women's tennis programs after a brief stint working with Elon University baseball, men's and women's soccer, women's basketball and track teams.

While earning her master's degree at Southern Miss, Seal spent two years working with the football, baseball, men's and women's basketball, soccer, tennis, softball and volleyball programs. She earned her undergraduate from Southern Miss in 2000.

Seal and her husband, Kevin, have a daughter Aubrey who was born in February 2014. The family lives in Baton Rouge.

# Micki Collins

**Associate Athletic Trainer • 14th Season**

Micki Collins enters her 14th year as an associate athletic trainer at LSU and her 13th season working with the Lady Tiger basketball team.

In addition to her duties as the athletic trainer for the women's basketball team, Collins serves as the primary athletic trainer for the LSU swimming and diving teams and assists with the women's tennis team. She served as the primary athletic trainer for the Tiger volleyball team in her first season at LSU.

Collins has a master's degree in sports pedagogy from LSU and earned her bachelor's degree in exercise science from the University of Nebraska in 2000. While at Nebraska, Collins worked as a student trainer for the nationally-ranked Cornhusker football team and for the women's basketball and gymnastics teams.

In addition, Collins has also worked various camps for volleyball and women's basketball both at Nebraska and at LSU.

The 36-year-old Chariton, Iowa, native is certified by the National Athletic Trainers Association, having completed her certification requirements in April 2000.

She married Ken Collins in July of 2005, and they have a four-year-old son, Granger and a 1-year old daughter, Gia.

## Support Staff

***Renee Braud***
Administrative Secretary

***Destini Hughes***
Graduate Assistant

***LaSondra Barrett***
Graduate Assistant

## 2014-15 Managers

First Row (L-R): Ayana Mumford, Elizabeth Nuckolls, Rachel Rusk, Tajai McCollum

Second Row (L-R): Brandi Carter, Matt Newman, Cristabelle Ojukwu, Ashley Jackson, Caroline Nuckolls

Not Pictured: Kyrie Collins, Aubrica Robins, Courtney Moore

## LSU CAPTURES BARCLAYS INVITATIONAL

LSU grinded out back-to-back wins over Rutgers (69-65) and Michigan (64-62) to capture the 2014 Barclays Invitational at the Barclays Center, home of the NBA's Brooklyn Nets.

Raigyne Moncrief racked up 27 points with seven rebounds and seven steals during the Rutgers victory. She was the most athletic player on the floor, going 6-of-16 from the floor and draining 15-of-20 free throws. The 15 free throws finished second in LSU single-game history and the most since Pokey Chatman made a school-record 18 against Georgia on Feb. 10, 1991.

Meanwhile, Moncrief's seven steals tied for fifth in LSU single-game history. On at least three occasions, the star freshman had at least three steals with to coast-to-coast layups. She poured in 18 points in the second half and that proved to be the difference.

Versus Michigan, Danielle Ballard converted the go-ahead layup with 20 seconds remaining to lift the Lady Tigers to the two-point won. LSU wiped away a six-point hole over the final five minutes of the game.

Moncrief was named the tournament's most outstanding player after recording a combined 40 points and 11 steals in the two games, while Shanece McKinney also earned all-tournament honors.

## LSU PICKS UP HISTORIC WIN AT NO. 5 TENNESSEE

Danielle Ballard poured in 25 points and was one of four players to secure double figures as LSU opened SEC action with a thrilling 80-77 victory over No. 5 Tennessee in-front of 14,437 fans at Thompson-Boling Arena.

LSU snapped a seven-game losing skid to the Lady Vols which dated back to the 2008-09 season. It was the Lady Tigers third win in 22 attempts in Knoxville and the program's first road win over a Top 5 opponent since a 78-62 victory over then-No. 1 Tennessee on Feb. 14, 2008.

LSU handed the Lady Vols their first defeat in a SEC opener since the 1996-97 campaign which ended a run of 16 consecutive wins. The last time LSU reached the 80-point mark versus the Lady Vols was an 81-80 win during the 2002 SEC Tournament semifinals in Nashville, Tenn.

With the score knotted at 55-55 at the 10:46 mark of the second half, LSU ripped off 20 of the next 24 points over a 6:07 span. The flurry was ignited by a DaShawn Harden triple on the left baseline with the shot clock expiring.

The Lady Vols charged back behind 11 points from Isabelle Harrison. She split two free throws with 16 seconds left to pull Tennessee back to within 78-77 which finished off an 18-3 run for the Lady Vols.

Playing with foul trouble for a majority of the contest, Raigyne Moncrief was bottled up for a season-low three points. However, the freshman guard buried two clutch free throws which included the front end of a 1-and-1 with 12 seconds on the clock to give LSU its winning three-point margin.

The Lady Vols had one final opportunity to send the game into overtime, but Andraya Carter's contested game tying three-point attempt` from the top of the key over a fully-extended Kenney rimmed in-and-out to seal the LSU victory.

## LSU FACES NATION'S TOUGHEST SCHEDULE IN 2013-14

LSU took on the nation's toughest strength of schedule during the 2013-14 season with 28 of its 34 games against RPI Top 100 opponents. The Lady Tigers faced 14 of those 28 opponents on the road or a neutral floor.

In nonconference action, LSU matched up 11 times with a RPI Top 100 opponent and produced an 8-3 record. The SEC was rated the nation's top RPI conference with 13 of its 14 schools ranked inside the RPI Top 100.

## RECORD-SETTING PERFORMANCE KICKSTARTS NCAA RUN

LSU notched a 98-78 victory over Georgia Tech during the NCAA Tournament First Round en route to its 20th win for the third straight season under head coach Nikki Caldwell.

The 98 points were a program NCAA Tournament single-game mark previously set by the 1983-84 squad during a 92-82 win over Missouri.

LSU also knocked down a season's best 35 field goals and shot 50 percent for the game. The Lady Tigers also set a program postseason single-game mark with 57 rebounds and held a 57-30 advantage on the glass.

## TIGERS DIG DEEP; TOPPLE #7 WEST VIRGINIA IN NCAA 2ND ROUND

For the second consecutive season, LSU played with heart, fight, courage and determination to overcome a short bench and a highly-seeded opponent to advance to NCAA Sweet 16 on its home court, 76-67, over No. 7 West Virginia.

The Tigers played without Raigyne Moncrief and Jeanne Kenney - two of its top 4 scorers - were lost to injury. Then, the team's two top scorers in the post – Theresa Plaisance and Shanece McKinney – each had four fouls with 12 minutes left on the clock.

Despite facing a 63-56 hole at the 5:05 mark of the second half and its season hanging in the balance, LSU wasn't going to be denied in front of its raucous crowd.

The Lady Tigers reeled off a 20-4 finishing kick and scored on their final 10 possessions to punch its second straight and 14th overall ticket to the Round of 16. Defensively, the Lady Tigers limited West Virginia to only three baskets in the last 8:20.

## DANIELLE BALLARD'S NCAA TOURNAMENT FOR THE AGES

Danielle Ballard turned in a NCAA Tournament run for the ages as she averaged 23.3 points and 14.0 rebounds per game over LSU's three NCAA outings. The 23.3 points were ninth whereas the 14.0 rebound were third in the NCAA Tournament rankings.

Ballard opened the stretch with 24 points, a career-high 17 rebounds and handed out four assists during LSU's NCAA First Round win over Georgia Tech (March 23). She followed that up and came away with 22 points, 15 rebounds and six assists in LSU's NCAA Second Round victory over No. 7 West Virginia (March 25).

Ballard kept her strong play going and pumped in 24 points to go along with 10 rebounds at No. 4 Louisville (March 30) during NCAA Sweet 16. Six of Ballard's Top 10 scoring performances have come against Top 25 opponents.

Ballard joined the elite company of former All-American Sylvia Fowles as the last LSU player to amass three straight double-doubles when Fowles accomplished the feat as the Lady Tigers made it to the 2008 NCAA Final Four.

Ballard enters her junior season 170 points away from reaching 1,000 and 74 rebounds shy of reaching 500 for her career.

## SENIOR TRIO WRAP UP MEMORABLE CAREERS

The 2013-14 LSU senior class of Jeanne Kenney, Shanece McKinney and Theresa Plaisance played a major role in returning the Lady Tigers to national prominance. Their legacy and four-year commitment to the program was highlighted by 85 victories which included a trio of 20-win seasons and back-to-back NCAA Sweet 16 trips.

Plaisance and McKinney finished their careers among LSU's Top 5 in blocked shots, while Plaisance was the 18th player in program history to amass over 1,000 career points and 500 career rebounds. Kenney buried 137 career three-pointers which ranked seventh and dished out 372 career assists which checked in 10th all-time.

During the 2013-14 season, Plaisance was the only player to rank among the SEC's Top 10 in those five categoris: points (15.5 - 10th), rebounds (7.6 - 8th), field goal percentage (43.5 - 9th), free throw percentage (73.7 - 9th) and blocks (1.4 - 9th).

LSU was a flawless 11-0 in 2013-14 when McKinney collected double figures. She was a flawless 12-for-12 during LSU's 65-56 win over Mississippi State (Jan. 30) when she buried all seven field goals and five free throws en route to a career-high 19 points.

Kenney racked up career-best 30 points on 7-of-10 shooting at Missouri (Jan. 16) when she sank a career-high tying six triples. As a team, LSU drained a program record 13 three-pointers during the game. The last LSU player to record 30 points in a game was Allison Hightower against Ole Miss during the 2009-10 season.

Plaisance (Tulsa Shock) and McKinney (New York Liberty) have continued their careers in the WNBA, while Kenney is serving as a graduate assistant coach at UCLA.

# 2014 NCAA Tournament Recap

**LSU 98, GEORGIA TECH 78 • 03/23/14**
**NCAA FIRST ROUND • MARAVICH CENTER**

## LADY TIGERS RUN PAST GEORGIA TECH IN NCAA OPENING ROUND

**BATON ROUGE –** The LSU women's basketball team wanted no part of Georgia Tech's half-court pressure defense during Sunday's NCAA Tournament First Round game at the Maravich Center. Instead, the Lady Tigers used a high-octane, full throttle offense attack to set the school's postseason scoring record and run away from the Yellow Jackets, 98-78.

No. 7 seed LSU (20-11) collected its 16th straight NCAA First Round win dating back to the 1996-97 season and advances to face No. 2 seed West Virginia, a 76-61 winner over Albany. The two teams will meet Tuesday for a berth in the Sweet 16.

The Yellow Jackets (20-12) were put into an early double digit as LSU ripped off the game's first 10 points and couldn't keep up with the homestanding Lady Tigers.

"Today this team showed a lot of toughness, and they showed that they can play this game for 40 minutes," head coach Nikki Caldwell said. "A lot of credit to Georgia Tech – with their defensive pressure and their defensive scheme, I felt our team handled that pressure very well. Again, this group has shown that they cannot only score the basketball when they need to, but they also can defend it when they need to. We did a nice job of getting on the boards. We did a nice job of sharing the basketball and just playing together as a team."

Danielle Ballard sparked a balanced offensive effort with 24 points and a career-high 17 rebounds en route to her fifth career double-double. The 24 points marked Ballard's fourth 20-plus performance of the season, and was one point shy of matching a career-best.

Theresa Plaisance provided 21 points and 11 rebounds to claim her fourth double dip in her last seven outings. The All-SEC First-Team performer notched her seventh 20-plus point effort on the season and garnered her 22nd consecutive game in double figures.

Off the bench, DaShawn Harden pumped in 17 points on 5-of-8 shooting and buried all three of her three-point attempts. Shanece McKinney was a force on the interior with a balanced 14 points, six rebounds and a career-high six blocks. The senior forward was a perfect 5-of-5 from the floor.

Jeanne Kenney tallied 11 points, seven rebounds and six assists. After returning to the starting lineup, Raigyne Moncrief chipped in six points before leaving the game with an injury during the second half.

"I thought Danielle Ballard set the tone for us, but she's been setting it in practice," Caldwell said. "Jeanne Kenney, being able to play her off the ball, allowed us to do a lot of different things in that regard. I like the play of Shanece McKinney night how. She's really being aggressive, not only offensively, but defensively she's become that stopper for us. Players are becoming who they have always been. They're just realizing it now, and better late than never. I'm proud of this group for playing this game with high intensity for 40 minutes."

LSU knocked down a season's best 35 field goals and shot 50 percent for the game. The Lady Tigers were 4-of-10 from beyond the three-point arc and sank 24-of-30 at the free throw line. LSU also set a program postseason single-game mark with 57 rebounds and held a 57-30 advantage on the glass.

Georgia Tech was led by Tyaunna Marshall and Sydney Wallace who scored 20 points apiece. The duo had to work for their points on a combined 18-of-41 from the field. The rest of the Yellow Jackets managed only a 12-for-35 shooting clip.

The Lady Tigers used a fast tempo to avoid the Georgia Tech half-court pressure and were rewarded with the first 10 points of the game on 5-of-8 shooting over the opening 2:29 of the contest. Kenney drained a triple, Moncrief and Ballard followed with midrange jumper and Ballard completed the flurry with a traditional three-point play on a reverse layup.

While LSU cooled off from the field, the Yellow Jackets made eight of their next 10 shots to cut what eventually grew to a 21-9 hole down to two, 25-23, with 9:25 left in the first half.

A pair of free throws by Harden and a fast-break layup by Ballard pushed LSU's advantage back to six, 31-25. Harden, who had 10 points on 3-of-4 shooting in the first 12 minutes, was whistled for her second foul and went to the bench until the 3:51 mark of the half.

A three pointer by Georgia Tech's Wallace and a three-point play courtesy of Davis had the Yellow Jackets within two, 35-33, for the first time since the opening minute.

With Harden on the bench, Ballard scored 10-straight points to keep the Lady Tigers ahead, 39-33, with 5:07 left in the half.

A three-point play by McKinney and a short jumper by Ballard in the final minute gave the Lady Tigers a 51-44 lead at halftime. The Lady Tigers' 51 points were the most in a half since Nov. 15, 2009, when they led Centenary, 51-9.

Once again, LSU came out of the locker room firing on all cylinders, making 7-of-9 field goals and increasing its advantage to 64-50 with 16:18 to play.

Less than a minute later, LSU lost Moncrief to a leg injury which sparked an 8-2 Georgia Tech run that included a pair of baskets by Marshall and Wallace.

LSU answered with 17 of the next 22 points to push the advantage to 83-63 at the 7:38 mark. Plaisance had eight points during the spurt which included a highlight reel layup off a beautiful feed from Kenney. The senior guard whipped a one-handed, 35-foot pass to Plaisance for an easy tip-in at the rim.

Down the stretch, the Yellow Jackets would get no closer than 14 points. LSU closed out the game with a 6-of-8 mark at the charity stripe over the final 3:26 to secure the 98-78 decision.

| | 1 | 2 | F |
|---|---|---|---|
| **Georgia Tech** | 44 | 34 | 78 |
| **LSU** | 51 | 47 | 98 |

### LSU LEADERS

Scoring • Danielle Ballard - 24, Theresa Plaisance - 21
Rebounding • Danielle Ballard - 17, Theresa Plaisance - 11
Assists • Jeanne Kenney - 6, Danielle Ballard - 4

**LSU 76, #7 WEST VIRGINA 67 • 03/25/14**
**NCAA SECOND ROUND • MARAVICH CENTER**

## LADY TIGERS BATTLE BACK TO SWEET 16, UPEND #7 WEST VIRGINIA

**BATON ROUGE –** For the second consecutive season, the LSU women's basketball team played with heart, fight, courage and determination to overcome a short bench and a highly-seeded opponent to advance to NCAA Sweet 16 on its home court, 76-67, over second-seeded and No. 7 West Virginia Tuesday at the Maravich Center.

The Lady Tigers (21-12) lost their third-leading scorer, Raigyne Moncrief, to a knee injury during Sunday's opening-round win over No. 10 seeded Georgia Tech. Tonight, its second-leading scorer, Jeanne Kenney, was knocked out of the game with an injury after 12 minutes of play. Then, the team's two top scorers in the post – Theresa Plaisance and Shanece McKinney – each had four fouls with 12 minutes left on the clock.

Despite facing a 63-56 hole at the 5:05 mark of the second half and its season hanging in the balance, LSU wasn't going to be denied in front of its raucous crowd.

The Lady Tigers reeled off a 20-4 finishing kick and scored on their final 10 possessions to punch its second straight and 14th overall ticket to the Round of 16.

"This is one of those moments that as a fan and a coach, that you honestly can say this is one of the hardest fought games between two very good teams," head coach Nikki Caldwell said. "A lot of credit to West Virginia for really pushing the envelope as far as pushing us to our limits and a lot of credit to these young ladies for answering that call."

"I'm extremely proud of this team for realizing how great they can be," Caldwell continued. "They've shown time and time again although our record did not reflect it that they could play and potentially beat some of the best teams in the country. This is a great victory for so many reasons – not just for our seniors. Jasmine Rhodes is never going to forget this moment, and she will carry it with her for the rest of her career. I'm extremely proud of our team for staying the course and not allowing adversity to just separate us. If anything, it brought us closer together."

Danielle Ballard spearheaded the Lady Tigers' offensive attack and pumped in a solid all-around effort with 22 points, 15 rebounds, six assists and two steals. The sophomore guard made 8-of-9 free throws and logged a game-leading 38 minutes.

Off the bench, Jasmine Rhodes and Rina Hill who averaged a combined 5.7 points per game came up clutch for the Lady Tigers. Rhodes tacked on seven of her 11 points and gathered five of her six rebounds, while Hill notched eight points and two assists during the second half.

DaShawn Harden provided 12 points, eight rebounds and three steals starting in place of Moncrief.

Despite the foul trouble, McKinney worked her way to 13 points on 6-of-8 shooting with five blocks. LSU has won all 11 games on the season when McKinney reaches double figures. Plaisance added eight points and nine rebounds. It marked the end of a 22-game streak with 10-plus points for Plaisance.

LSU turned in a 27-for-70 performance from the field en route to a 38.6 percent and misfired on 11 of its 13 three-point attempts. However, the Lady Tigers drained 20-of-22 at the free throw line.

The Mountaineers (30-5) were 19-of-63 shooting for a 30.2 percent ratio. After hitting four triples in the opening half, LSU's perimeter defense forced West Virginia into a 1-for-10 clip in the second half. The Mountaineers compiled a 24-for-32 effort at the charity stripe.

West Virginia was led by Asya Bussie, who registered 13 of her team-leading 21 points at the foul line. Bria Holmes and Christal Caldwell finished with 12 and 10 points respectively.

For the second time in as many halves this postseason, the Lady Tigers came out of the locker room with a strong run to take initial control of the contest. Ballard opened the scoring with two free throws coupled with a pair of Harden layups and Kenney jumper to vault LSU to a 10-3 edge during the first 3:47 and force a West Virginia timeout.

On the defensive end, LSU took the Mountaineers out of their comfort zones and forced West Virginia into a 3-for-20 mark from the field to begin the game.

LSU kept its 19-12 advantage on a McKinney with 9:38 remaining. She poured in nine points and tacked on four blocks in the first 10 minutes of the game.

When Kenney left the game due to an injury two minutes later, West Virginia found its offensive rhythm and made eight of its next 11 shots to piece together a 17-6 spurt to take its own 29-25 edge capped by a Holmes layup.

However, with three WVU starters saddled on the bench in foul trouble, the Lady Tigers wrapped up the half with a 12 of the last 18 points over the final 4:56. Ballard and Rhodes accounted for 10 of the 12 points highlighted by a Ballard runner just before the buzzer to give LSU a 37-35 halftime lead.

The Lady Tigers kept the momentum with the initial seven points of the second half. Ballard drilled a couple of buckets sandwiched around a Harden trey to push the LSU advantage to 44-35 with 18:34 to go.

However in a span of four minutes, both Plaisance and McKinney picked up a pair of fouls each and went to the bench with four fouls. With LSU undersized in the paint, West Virginia ripped off 22 of the next 28 points on the strength of 13 free throws to snatch a 57-50 lead with 9:57 left.

The Mountaineers maintained their seven-point edge before LSU dug deep for a 20-4 flurry over the final 5:05. Defensively, the Lady Tigers limited West Virginia to only three baskets in the last 8:20.

Ballard ignited the run with a layup followed by Hill and Rhodes jumpers. McKinney and Plaisance added second-chance putbacks between another Rhodes jumper which turned the tables in favor of the Lady Tigers at 68-65 with 1:45 remaining.

Inside the final 58 seconds, the Lady Tigers buried all eight of their free throw attempts to salt away the 76-67 decision.

| | 1 | 2 | F |
|---|---|---|---|
| **LSU** | 37 | 35 | 76 |
| **#7 West Virginia** | 35 | 32 | 67 |

### LSU LEADERS

Scoring • Danielle Ballard - 22, Shanece McKinney - 13
Rebounding • Danielle Ballard - 15, Theresa Plaisance - 9
Assists • Danielle Ballard - 6, DaShawn Harden - 2, Rina Hill - 2, Jeanne Kenney - 2

# 2014 NCAA Tournament Recap

**#4 LOUISVILLE 73, LSU 47 • 03/30/14**
**NCAA SWEET 16 • KFC YUM! CENTER**

## LADY TIGERS ELIMINATED BY #4 LOUISVILLE IN SWEET 16

**LOUISVILLE, Ky. –** Danielle Ballard pumped in 24 points and added 10 rebounds en route to her third consecutive double-double of the NCAA Tournament, but the LSU women's basketball team had its season come to a close during a 73-47 loss to third-seeded and No. 4 Louisville in Sunday's NCAA Sweet 16 round as 11,097 fans at the KFC Yum! Center.

LSU (21-13) was playing in its second straight Sweet 16 under head coach Nikki Caldwell. The Lady Tigers had eight active players and were without two of their top four starters, Jeanne Kenney and Raigyne Moncrief, who were lost to injury over the team's first two NCAA Tournament games.

For Ballard, the 24 points on 12-of-25 shooting enabled her to put together three consecutive 20-point performances for the first time in her career. She also became the first player since former All-American Sylvia Fowles to secure three straight double-doubles.

Making her first career start, Jasmine Rhodes tacked on eight points, eight rebounds and two steals over her 31 minutes of action. DaShawn Harden and Theresa Plaisance provided seven points apiece. Shanece McKinney equaled her career-high with 10 rebounds before she fouled out.

Louisville (33-4) was sparked by Shoni Schimmel's 19 points and six assists. The Cardinals sank a season's best 12 three-pointers led by Tia Gibbs' five triples off the bench. Antonita Slaughter registered 10 points, and Louisville amassed all 28 of the game's bench points.

"I'm extremely proud of this group," Caldwell said. "They have an unbelievable spirit about them. They have shown not only to our fans and families but to the basketball community that they can achieve when people think that we can't, and they've shown that we can. Honestly, we played a very tough Louisville team that played extremely well. It just wasn't our night, but I can't say enough how proud I am with this group for the challenges and the adversity that they had to overcome."

LSU controlled the tempo during the opening moments of the first half. Rhodes opened the scoring with a layup high off the glass before Ballard reeled off five consecutive buckets to give the Lady Tigers a 12-9 edge at the 12:31 mark.

Louisville fired back with 18 of the next 22 points over the next 5:32 capped by back-to-back triples from Schimmel and Gibbs to make it 27-16.

The Cardinals continued to push the tempo, and Schimmel tallied seven of the team's final 12 points which allowed Louisville to take a 41-23 advantage into the locker room.

LSU raced out with six of the first seven points of the second half to get as close as 42-29 with 17:28 remaining. Ballard knocked down a pair of baskets sandwiched between a Rhodes jumper.

The Cardinals turned to Schimmel who pieced together a trey and two layups during an 80-second span which vaulted Louisville back ahead 49-31 with 15:47 to go. U of L would trail by no less than 16 points the rest of the way.

"This team did all that they could do considering," Caldwell said. "Our bench, they came in, and they tried their best. I'm proud of them for that. We didn't execute as well as we wanted to, but it wasn't that they were fearful. I think, when you look at Louisville, they're a very experienced team. They have unbelievable guard play. They have depth. They did a nice job of pushing the tempo. Their transition game is one of the best in the country, and they get out quickly."

| | 1 | 2 | F |
|---|---|---|---|
| **LSU** | 23 | 24 | 47 |
| **#4 Louisville** | 41 | 32 | 73 |

## LSU LEADERS

Points • Danielle Ballard - 24, Jasmine Rhodes - 8
Rebounds • Theresa Plaisance - 12, Danielle Ballard - 10, Shanece McKinney - 10
Assists • Shanece McKinney - 1, Theresa Plaisance - 1

## Overall Record • 21-13 • SEC Record • 7-9 • T-6th

| DATE | TIME | OPPONENT | SCORE | ATT. | HIGH POINTS | HIGH REBOUNDS |
|---|---|---|---|---|---|---|
| **11/08** | **7 p.m.** | **Stephen F. Austin [1]** | **W, 86-58** | **2,290** | **(20) DaShawn Harden** | **(8) Theresa Plaisance** |
| **11/10** | **2 p.m.** | **Saint Joseph's [1]** | **W, 80-64** | **2,623** | **(19) DaShawn Harden** | **(9) Danielle Ballard** |
| 11/14 | 6 p.m. | at #5 Louisville [1] | L, 88-67 | 8,099 | (13) Theresa Plaisance, Raigyne Moncrief | (8) Theresa Plaisance |
| **11/20** | **7 p.m.** | **Hampton** | **W, 73-54** | **2,459** | **(14) Theresa Plaisance, Shanece McKinney, Jasmine Rhodes** | **(12) Theresa Plaisance** |
| 11/23 | 1 p.m. | at Louisiana Tech | W, 81-69 | 2,767 | (17) Raigyne Moncrief | (7) Jeanne Kenney, Shanece McKinney |
| 11/29 | 12 p.m. | vs. Rutgers [2] | W, 69-65 | 1,194 | (27) Raigyne Moncrief | (7) Raigyne Moncrief |
| 11/30 | 9 p.m. | vs. Michigan [2] | W, 64-62 | 1,012 | (13) Raigyne Moncrief, Shanece McKinney | (8) Shanece McKinney |
| **12/03** | **11:30 a.m.** | **Indiana State** | **W, 83-66** | **6,105** | **(22) Raigyne Moncrief** | **(11) Jeanne Kenney** |
| 12/15 | 2 p.m. | at Arkansas-Little Rock | W, 58-51 | 2,635 | (19) Theresa Plaisance | (15) Theresa Plaisance |
| **12/17** | **7 p.m.** | **Florida Gulf Coast** | **W, 69-46** | **2,190** | **(11) Raigyne Moncrief** | **(10) Jeanne Kenney** |
| 12/20 | 6 p.m. | at North Carolina State | L, 89-79 | 2,025 | (18) Theresa Plaisance | (8) Danielle Ballard, Raigyne Moncrief |
| **12/30** | **8 p.m.** | **Jackson State** | **W, 72-45** | **2,801** | **(22) Jeanne Kenney** | **(6) Theresa Plaisance** |
| 01/02 | 6 p.m. | at #5 Tennessee [SEC] | W, 80-77 | 14,437 | (25) Danielle Ballard | (8) Danielle Ballard |
| 01/05 | 2 p.m. | at Tulane | W, 63-35 | 2,844 | (17) Jeanne Kenney | (14) Theresa Plaisance |
| **01/09** | **6 p.m.** | **Texas A&M [SEC]** | **L, 52-48** | **2,786** | **(16) Theresa Plaisance** | **(8) Danielle Ballard** |
| **01/12** | **12 p.m.** | **Florida [SEC]** | **W, 82-68** | **3,672** | **(19) Theresa Plaisance** | **(12) Danielle Ballard** |
| 01/16 | 7 p.m. | at Missouri [SEC} | W, 87-68 | 2,005 | (30) Jeanne Kenney | (7) Theresa Plaisance |
| 01/19 | 1 p.m. | at #24 Vanderbilt [SEC] | L, 79-70 | 6,020 | (23) Danielle Ballard | (7) Danielle Ballard, Theresa Plaisance |
| **01/23** | **7 p.m.** | **Auburn [SEC]** | **W, 71-60** | **2,855** | **(19) Theresa Plaisance** | **(11) Theresa Plaisance** |
| 01/26 | 1 p.m. | at Ole Miss [SEC] | W, 66-56 | 737 | (23) Theresa Plaisance | (10) Theresa Plaisance |
| **01/30** | **7 p.m.** | **Mississippi State [SEC]** | **W, 65-56** | **2,587** | **(19) Shanece McKinney** | **(7) Shanece McKinney** |
| 02/02 | 11 a.m. | at #13 Kentucky [SEC] | L, 63-56 | 6,333 | (19) Raigyne Moncrief | (9) Raigyne Moncrief, Shanece McKinney |
| **02/06** | **7 p.m.** | **Missouri [SEC]** | **W, 75-58** | **2,663** | **(20) Theresa Plaisance** | **(9) Theresa Plaisance** |
| 02/09 | 1:30 p.m. | at #19 Texas A&M [SEC] | L, 72-67 | 5,926 | (22) Danielle Ballard | (9) Theresa Plaisance, Danielle Ballard, Raigyne Moncrief |
| **02/16** | **2:30 p.m.** | **#5 South Carolina [SEC]** | **L, 73-57** | **4,275** | **(15) Jeanne Kenney** | **(7) Raigyne Moncrief** |
| 02/20 | 6 p.m. | at Georgia [SEC] | L, 71-67 | 3,421 | (29) Theresa Plaisance | (8) Theresa Plaisance |
| **02/23** | **1 p.m.** | **Arkansas [SEC]** | **L, 57-53** | **3,155** | **(14) Theresa Plaisance** | **(10) Theresa Plaisance** |
| **02/27** | **8 p.m.** | **#10 Tennessee [SEC]** | **L, 72-67** | **3,374** | **(21) Jeanne Kenney** | **(11) Theresa Plaisance** |
| 03/02 | 1 p.m. | at Alabama [SEC] | L, 78-60 | 2,536 | (26) Theresa Plaisance | (9) Theresa Plaisance |
| 03/06 | 5 p.m. | vs. Alabama [3] | W, 78-65 | 3,152 | (18) Danielle Ballard, Shanece McKinney | (12) Theresa Plaisance |
| 03/07 | 5 p.m. | vs. #6 Tennessee [3] | L, 77-65 | 5,232 | (21) Theresa Plaisance | (8) Danielle Ballard |
| **03/23** | **11:50 a.m.** | **Georgia Tech [4]** | **W, 98-78** | **2,833** | **(24) Danielle Ballard** | **(17) Danielle Ballard** |
| **03/25** | **8:45 p.m.** | **#7 West Virginia [4]** | **W, 76-67** | **2,186** | **(22) Danielle Ballard** | **(15) Danielle Ballard** |
| 03/30 | 1:30 p.m. | #4 Louisville [5] | L, 73-47 | 11,097 | (24) Danielle Ballard | (12) Theresa Plaisance |

Game times were central
[1] • Preseason WNIT [Campus Sites]
[2] • Barclays Invitational [Brooklyn, N.Y.]
[SEC] • Southeastern Conference game
[3] • SEC Tournament [Duluth, Ga.]
[4] • NCAA Tournament First/Second Rounds [Maravich Center]
[5] • NCAA Tournament Sweet 16 [Louisville, Ky.]

## ATTENDANCE SUMMARY

| | GAMES | TOTALS | GAME AVG. |
|---|---|---|---|
| Home | 16 | 48,854 | 3,053 |
| Away | 13 | 59,785 | 4,599 |
| Neutral | 5 | 21,687 | 4,337 |
| **Total** | **34** | **130,326** | **3,833** |

# 2013-14 Statistics

## OVERALL STATISTICS

| ## | NAME | GP-GS | MIN/AVG | FG-FGA | PCT | 3-POINT FG-FGA | PCT | FT-FTA | PCT | REBOUND OFF-DEF-TOT | AVG | PF-FO | AST | TO | BLK | STL | PTS/AVG |
|---|---|---|---|---|---|---|---|---|---|---|---|---|---|---|---|---|---|
| 55 | Theresa Plaisance | 34-30 | 1003/29.5 | 188-443 | .424 | 24-69 | .348 | 120-163 | .736 | 97-171-269 | 7.9 | 81-2 | 28 | 82 | 46 | 34 | 520/15.3 |
| 5 | Jeanne Kenney | 33-30 | 915/27.7 | 114-281 | .406 | 71-181 | .392 | 75-82 | .915 | 2-122-124 | 3.8 | 86-2 | 115 | 93 | 1 | 34 | 374/11.3 |
| 32 | Danielle Ballard | 30-26 | 833/27.8 | 188-322 | .398 | 0-8 | .000 | 64-85 | .753 | 82-124-206 | 6.9 | 65-2 | 87 | 87 | 6 | 42 | 320/10.7 |
| 11 | Raigyne Moncrief | 31-27 | 703/22.7 | 111-260 | .427 | 0-4 | .000 | 90-128 | .703 | 47-94-141 | 4.5 | 87-4 | 64 | 74 | 12 | 56 | 312/10.1 |
| 21 | Shanece McKinney | 34-25 | 710/20.9 | 102-176 | .580 | 0-0 | .000 | 50-79 | .633 | 88-70-158 | 4.6 | 80-2 | 9 | 23 | 56 | 12 | 254/7.5 |
| 24 | DaShawn Harden | 33-10 | 735/22.3 | 82-248 | .331 | 33-106 | .311 | 40-53 | .755 | 31-47-78 | 2.4 | 63-1 | 43 | 52 | 4 | 53 | 237/7.2 |
| 13 | Rina Hill | 34-8 | 512/15.1 | 40-87 | .460 | 1-6 | .167 | 29-41 | .707 | 8-25-33 | 1.0 | 70-3 | 38 | 53 | 1 | 13 | 110/3.2 |
| 10 | Jasmine Rhodes | 32-1 | 298/9.3 | 30-72 | .417 | 1-4 | .250 | 32-51 | .627 | 28-38-66 | 2.1 | 27-0 | 5 | 27 | 1 | 19 | 93/2.9 |
| 4 | Anne Pedersen | 34-0 | 479/14.1 | 30-84 | .357 | 6-23 | .261 | 13-18 | .722 | 20-30-50 | 1.5 | 39-0 | 18 | 36 | 2 | 3 | 79/2.3 |
| 42 | Sheila Boykin | 34-13 | 484/14.2 | 25-59 | .424 | 0-0 | .000 | 5-12 | .417 | 35-42-77 | 2.3 | 54-0 | 17 | 31 | 7 | 13 | 55/1.6 |
| 1 | Derreyal Youngblood | 21-0 | 128/6.1 | 10-25 | .400 | 0-0 | .000 | 5-11 | .455 | 17-12-29 | 1.4 | 35-0 | 2 | 12 | 2 | 2 | 25/1.2 |
| | **LSU** | **34** | **6800** | **860-2057** | **.418** | **136-401** | **.339** | **523-723** | **.723** | **516-845-1361** | **40.0** | **687-16** | **426** | **580** | **138** | **281** | **2379/70.0** |
| | **OPPONENTS** | **34** | **6800** | **755-1946** | **.388** | **204-661** | **.309** | **498-718** | **.694** | **461-785-1246** | **36.6** | **697-NA** | **412** | **621** | **104** | **294** | **2212/65.1** |

## SEC STATISTICS

| ## | NAME | GP-GS | MIN/AVG | FG-FGA | PCT | 3-POINT FG-FGA | PCT | FT-FTA | PCT | REBOUND OFF-DEF-TOT | AVG | PF-FO | AST | TO | BLK | STL | PTS/AVG |
|---|---|---|---|---|---|---|---|---|---|---|---|---|---|---|---|---|---|
| 55 | Theresa Plaisance | 16-16 | 515/32.2 | 104-237 | .439 | 15-39 | .385 | 60-74 | .811 | 42-80-122 | 7.6 | 36-1 | 12 | 44 | 27 | 16 | 283/17.7 |
| 5 | Jeanne Kenney | 16-16 | 468/29.3 | 58-142 | .408 | 36-94 | .383 | 50-54 | .926 | 2-52-54 | 3.4 | 47-2 | 58 | 49 | 0 | 19 | 202/12.6 |
| 32 | Danielle Ballard | 16-16 | 449/28.1 | 62-163 | .380 | 0-5 | .000 | 22-33 | .667 | 38-60-98 | 6.1 | 37-0 | 37 | 45 | 3 | 18 | 146/9.1 |
| 11 | Raigyne Moncrief | 15-13 | 353/23.5 | 50-116 | .431 | 0-3 | .000 | 33-47 | .702 | 23-49-72 | 4.8 | 42-1 | 23 | 36 | 5 | 22 | 133/8.9 |
| 24 | DaShawn Harden | 16-3 | 350/21.9 | 38-108 | .352 | 12-44 | .273 | 13-18 | .722 | 14-20-34 | 2.1 | 36-0 | 20 | 18 | 3 | 23 | 101/6.3 |
| 21 | Shanece McKinney | 16-13 | 328/20.5 | 39-76 | .513 | 0-0 | .000 | 23-32 | .719 | 36-28-64 | 4.0 | 39-1 | 4 | 10 | 22 | 4 | 101/6.3 |
| 13 | Rina Hill | 16-0 | 174/10.9 | 12-30 | .400 | 0-2 | .000 | 9-12 | .750 | 2-9-11 | 0.7 | 22-0 | 12 | 16 | 1 | 5 | 33/2.1 |
| 42 | Sheila Boykin | 16-3 | 244/15.3 | 12-28 | .429 | 0-0 | .000 | 3-6 | .500 | 21-17-38 | 2.4 | 30-0 | 7 | 11 | 2 | 6 | 27/1.7 |
| 4 | Anne Pedersen | 16-0 | 187/11.7 | 9-34 | .265 | 3-13 | .231 | 3-6 | .500 | 6-14-20 | 1.3 | 15-0 | 4 | 13 | 2 | 1 | 24/1.5 |
| 10 | Jasmine Rhodes | 14-0 | 71/5.1 | 3-9 | .333 | 0-0 | .000 | 8-13 | .615 | 5-7-12 | 0.9 | 6-0 | 2 | 9 | 0 | 3 | 14/1.0 |
| 1 | Derreyal Youngblood | 12-0 | 61/5.1 | 2-12 | .167 | 0-0 | .000 | 3-7 | .429 | 10-7-17 | 1.4 | 19-0 | 0 | 5 | 1 | 0 | 7/0.6 |
| | **LSU** | **16** | **3200** | **389-955** | **.407** | **66-200** | **.330** | **227-302** | **.752** | **229-371-600** | **37.5** | **329-5** | **179** | **261** | **66** | **117** | **1071/66.9** |
| | **OPPONENTS** | **16** | **3200** | **344-877** | **.392** | **96-282** | **.340** | **276-385** | **.717** | **215-375-587** | **36.7** | **306-NA** | **193** | **275** | **46** | **133** | **1060/66.2** |

| TEAM STATISTICS | LSU | OPPONENT |
|---|---|---|
| **SCORING** | 2379 | 2212 |
| Points Per Game | 70.0 | 65.1 |
| Scoring Margin | +4.9 | - |
| **FIELD GOALS-ATT** | 860-2057 | 755-1946 |
| Field Goal PCT | .339 | .309 |
| **3-POINT FIELD GOALS-ATT** | 136-401 | 204-661 |
| 3-Point FG PCT | .339 | .309 |
| 3-Point FG Made Per Game | 4.0 | 6.0 |
| **FREE THROWS-ATT** | 523-723 | 498-718 |
| Free Throw PCT | .723 | .694 |
| Free Throws Made Per Game | 15.4 | 14.6 |
| **REBOUNDS** | 1361 | 1246 |
| Rebounds Per Game | 40.0 | 36.6 |
| Rebounding Margin | +3.4 | - |
| **ASSISTS** | 426 | 412 |
| Assists Per Game | 12.5 | 12.1 |
| **TURNOVERS** | 580 | 621 |
| Turnovers Per Game | 17.1 | 18.3 |
| Turnover Margin | +1/2 | - |
| Assist/Turnover Ratio | 0.7 | 0.7 |
| **STEALS** | 281 | 294 |
| Steals Per Game | 8.3 | 8.6 |
| **BLOCKS** | 138 | 104 |
| Blocks Per Game | 4.1 | 3.1 |
| **ATTENDANCE** | 48854 | 81472 |
| Home Games-AVG/Game | 16-3053 | 13-4599 |
| Neutral Games-AVG/Game | - | 5-4337 |

| SCORE BY PERIODS | 1ST | 2ND | F |
|---|---|---|---|
| LSU | 1114 | 1265 | 2379 |
| Opponents | 1030 | 1182 | 2212 |

**Theresa Plaisance**

# 2013-14 Team Superlatives

## TEAM GAME HIGHS

| | | |
|---|---|---|
| Points | 98 | Georgia Tech (03/23/14 • NCAA Tournament 1st Round) |
| Field Goals Made | 36 | Indiana State (12/03/13) |
| Field Goal Attempts | 70 | Georgia Tech (03/23/14 • NCAA Tournament 1st Round) |
| | 70 | #7 West Virginia (03/25/14 • NCAA Tournament 2nd Round) |
| Field Goal Percentage | .545 (36-66) | Indiana State (12/03/13) |
| 3-Point Field Goals Made | 13 | at Missouri (01/16/14 • School Record) |
| 3-Point Field Goal Attempts | 20 | vs. #10 Tennesseee (03/07/14 • SEC Tournament Quarterfinals) |
| 3-Point Field Goal Percentage | .684 (13-19) | at Missouri (01/16/13) |
| Free Throws Made | 26 | at Arkansas-Little Rock (12/15/13) |
| Free Throw Attempts | 40 | at Louisiana Tech (11/23/13) |
| Free Throw Percentage | 1.000 (8-8) | at Tulane (01/05/14) |
| Rebounds | 57 | Georgia Tech (03/23/14 • NCAA Tournament 1st Round) |
| Assists | 25 | Indiana State (12/03/13) |
| Steals | 15 | Jackson State (12/30/13); vs. Michigan (11/30/13) |
| Blocked Shots | 11 | at Alabama (03/02/14) |
| Turnovers | 25 | Indiana State (12/03/13) |
| Fouls | 31 | at Louisiana Tech (11/23/13) |

## TEAM GAME LOWS

| | | |
|---|---|---|
| Points | 47 | at #4 Louisville (03/30/14 • NCAA Tournament Sweet 16) |
| Field Goals Made | 15 | at Arkansas-Little Rock (12/15/13); Texas A&M (01/09/14) |
| Field Goal Attempts | 47 | at Arkansas-Little Rock (12/15/13) |
| Field Goal Percentage | .239 (16-67) | at #4 Louisville (03/30/14 • NCAA Tournament Sweet 16) |
| 3-Point Field Goals Made | 1 | Indiana State (12/03/13); at #13 Kentucky (02/02/14) |
| | 1 | at #4 Louisville (03/30/14 • NCAA Tournament Sweet 16) |
| 3-Point Field Goal Attempts | 6 | Hampton (11/20/13); Mississippi State (01/30/14) |
| 3-Point Field Goal Percentage | .091 (1-11) | at #13 Kentucky (02/02/14) |
| Free Throws Made | 2 | #5 South Carolina (02/16/14) |
| Free Throw Attempts | 4 | #5 South Carolina (02/16/14) |
| Free Throw Percentage | .500 (2-4) | #5 South Carolina (02/16/14) |
| Rebounds | 28 | Mississippi State (01/30/14) |
| Assists | 2 | at #4 Louisville (03/30/14 • NCAA Tournament Sweet 16) |
| Steals | 2 | at Arkansas-Little Rock (12/15/13) |
| Blocked Shots | 1 | vs. Rutgers (11/29/13); at Arkansas-Little Rock (12/15/13) |
| | 1 | at #24 Vanderbilt (01/19/14); at #19 Texas A&M (02/09/14); at Georgia (02/20/14) |
| Turnovers | 8 | vs. Michigan (11/30/13) |
| Fouls | 13 | Jackson State (12/30/13) |

## INDIVIDUAL GAME HIGHS

| | | |
|---|---|---|
| Points (Game) | 30 | Jeanne Kenney, at Missouri (01/16/14) |
| Points (Half) | 21 | Theresa Plaisance, at Georgia (02/20/14) |
| Field Goals Made | 12 | Danielle Ballard, at #4 Louisville (03/30/14 • NCAA Tournament Sweet 16) |
| | 12 | Theresa Plaisance, at Georgia (02/20/14) |
| Field Goal Attempts | 25 | Danielle Ballard, at #4 Louisville (03/30/14 • NCAA Tournament Sweet 16) |
| | 25 | Danielle Ballard, at #5 Tennessee (01/02/14) |
| Field Goal Percentage | 1.000 (7-7) | Shanece McKinney, Mississippi State (01/30/14) |
| 3-Point Field Goals Made | 6 | Jeanne Kenney, at Missouri (01/16/14) |
| | 6 | Jeanne Kenney, Jackson State (12/30/13) |
| 3-Point Field Attempts | 10 | Jeanne Kenney, at Tulane (01/05/14) |
| | 10 | DaShawn Harden, Saint Joseph's (11/10/13) |
| 3-Point Field Goal Percentage | 1.000 (3-3) | DaShawn Harden, Georgia Tech (03/23/14 • NCAA Tournament 1st Round) |
| | 1.000 (3-3) | Anne Pedersen, at Missouri (01/16/14) |
| Free Throws Made | 15 | Raigyne Moncrief, vs. Rutgers (11/29/13) |
| Free Throw Attempts | 20 | Raigyne Moncrief, vs. Rutgers (11/29/13) |
| Free Throw Percentage | 1.000 (7-7) | Jeanne Kenney, at #5 Tennessee (01/02/14) |
| Rebounds | 17 | Danielle Ballard, Georgia Tech (03/23/14 • NCAA Tournament 1st Round) |
| Assists | 10 | Jeanne Kenney, Florida (01/12/14) |
| Steals | 7 | Raigyne Moncrief, vs. Rutgers (11/29/13) |
| Blocked Shots | 9 | Theresa Plaisance, at Alabama (03/02/14) |
| Turnovers | 7 | Danielle Ballard, Georgia Tech (03/23/14 • NCAA Tournament 1st Round) |
| | 7 | Jeanne Kenney, vs. #6 Tennessee (03/07/14 • SEC Tournament Quarterfinals) |
| Fouls | 5 | 14 times |

**Danielle Ballard**

**Jeanne Kenney**

**Raigyne Moncrief**

# 2013-14 Miscellanous Stats

## LSU RECORD BREAKDOWN

| | OVERALL | SEC |
|---|---|---|
| At Home | 12-4 | 4-4 |
| On Road | 6-7 | 3-5 |
| At Neutral Sites | 3-1 | - |
| Day Games | 9-6 | 2-6 |
| Night Games (After 5pm) | 12-6 | 5-3 |
| Overtime Games | - | - |
| Games Decided by 10 Pts or Less | 7-8 | 3-7 |
| Games Decided by 5 Pts or Less | 3-5 | 1-5 |
| Games Following a Loss | 7-5 | 3-5 |
| Games Following a Win | 13-7 | 3-4 |
| In November | 6-1 | - |
| In December | 4-1 | - |
| In January | 7-2 | 6-2 |
| In February | 1-6 | 1-6 |
| In March | 3-2 | 0-1 |

| SCORING | | |
|---|---|---|
| LSU Leads at Halftime | 16-2 | 3-1 |
| LSU Trails at Halftime | 5-10 | 4-8 |
| Tied at Halftime | 0-0 | 0-0 |
| LSU Scores Less Than 60 | 1-4 | 0-4 |
| LSU Scores 60-69 | 6-6 | 2-4 |
| LSU Scores 70-79 | 6-2 | 2-1 |
| LSU Scores 80-89 | 7-0 | 3-0 |
| LSU Scores 90+ | 1-0 | 0-0 |
| Opponent Scores Less Than 60 | 9-2 | 3-2 |
| Opponent Scores 60-69 | 10-1 | 3-1 |
| Opponent Scores 70-79 | 2-7 | 2-5 |
| Opponent Scores 80-89 | 0-2 | 0-0 |
| Opponent Scores 90+ | 0-0 | 0-0 |

| REBOUNDING | | |
|---|---|---|
| LSU Out-Rebounds Opponent | 14-5 | 4-5 |
| Equal Rebounds | 2-0 | 1-0 |
| Opponent Out-Rebounds LSU | 5-7 | 2-4 |
| LSU Has 40+ | 13-4 | 3-4 |
| LSU Has Fewer Than 40 | 8-8 | 4-5 |

| FIELD GOALS | | |
|---|---|---|
| LSU Has Higher FG% | 16-2 | 5-2 |
| LSU Has Lower FG% | 5-10 | 2-7 |
| LSU Shoots Higher Than 40% | 17-4 | 6-3 |
| LSU Shoots Lower Than 40% | 4-8 | 1-6 |
| Opponent Shoots Higher Than 40% | 5-8 | 3-5 |
| Opponent Shoots Lower Than 40% | 16-4 | 4-4 |

| FREE THROWS | | |
|---|---|---|
| LSU Attempts More FTs | 13-2 | 3-1 |
| LSU Attempts Fewer FTs | 8-9 | 4-7 |
| Equal Free Throw Attempts | 0-1 | 0-1 |
| LSU Makes More FTs | 13-2 | 3-2 |
| LSU Makes Fewer FTs | 8-9 | 4-7 |
| Equal Free Throw Makes | 0-1 | 0-0 |
| LSU Makes 15 or more FTs | 14-4 | 4-4 |
| LSU Makes 20 or more FTs | 9-1 | 1-1 |
| LSU Makes 25 or more FTs | 1-0 | 0-0 |

## LSU PERFORMANCE LIST

| DOUBLE-DOUBLES | OVERALL | SEC |
|---|---|---|
| Theresa Plaisance | 9 | 17 |
| Danielle Ballard | 3 | 6 |
| Shanece McKinney | 1 | 2 |

| DOUBLE-FIGURE SCORING | 13-14 | CAREER |
|---|---|---|
| Theresa Plaisance | 29 | 65 |
| Danielle Ballard | 14 | 36 |
| Jeanne Kenney | 19 | 35 |
| Raigyne Moncrief | 14 | 14 |
| Shanece McKinney | 11 | 14 |
| DaShawn Harden | 7 | 7 |
| Jasmine Rhodes | 3 | 3 |
| Derreyal Youngblood | 1 | 3 |
| Rina Hill | 1 | 1 |
| Anne Pedersen | 1 | 1 |

| 20-PLUS SCORING | 13-14 | CAREER |
|---|---|---|
| Theresa Plaisance | 7 | 18 |
| Danielle Ballard | 5 | 10 |
| Jeanne Kenney | 3 | 4 |
| Raigyne Moncrief | 2 | 2 |
| DaShawn Harden | 1 | 1 |

| GAMES AS LEADING SCORER | 13-14 | CAREER |
|---|---|---|
| Theresa Plaisance | 13 | 32 |
| Danielle Ballard | 6 | 12 |
| Raigyne Moncrief | 7 | 7 |
| Jeanne Kenney | 5 | 7 |
| Shanece McKinney | 4 | 5 |
| DaShawn Harden | 2 | 2 |
| Jasmine Rhodes | 1 | 1 |

| DOUBLE-FIGURE REBOUNDING | 13-14 | CAREER |
|---|---|---|
| Theresa Plaisance | 9 | 18 |
| Danielle Ballard | 3 | 8 |
| Jeanne Kenney | 2 | 2 |
| Shanece McKinney | 1 | 2 |

| GAMES AS LEADING REBOUNDER | 13-14 | CAREER |
|---|---|---|
| Theresa Plaisance | 17 | 37 |
| Danielle Ballard | 10 | 23 |
| Shanece McKinney | 8 | 9 |
| Jeanne Kenney | 3 | 7 |
| Raigyne Moncrief | 4 | 4 |

| 5+ASSISTS | 13-14 | CAREER |
|---|---|---|
| Jeanne Kenney | 9 | 30 |
| Danielle Ballard | 7 | 12 |
| Theresa Plaisance | - | 2 |
| Raigyne Moncrief | 1 | 1 |
| Anne Pedersen | 1 | 1 |

## LSU RECORD BY STARTING LINEUP

| | |
|---|---|
| 1. Kenney, Moncrief, Ballard Plaisance, McKinney | 10-4 |
| 2. Kenney, Harden, Ballard, Plaisance, McKinney | 2-3 |
| 3. Hill, Kenney, Moncrief, Boykin, Plaisance | 4-0 |
| 4. Hill, Kenney, Moncrief, Boykin, McKinney | 3-1 |
| 5. Ballard, Harden, Moncrief, Plaisance, Boykin | 2-0 |
| 6. Kenney, Moncrief, Ballard, Boykin, Plaisance | 0-2 |
| 7. Ballard, Harden, Moncrief, Plaisance, McKinney | 0-1 |
| 8. Kenney, Harden, Ballard, Boykin, Plaisance | 0-1 |

## 2013-14 LSU HONOR ROLL

**Danielle Ballard • So. • G**
• Preseason All-SEC Second Team • Coaches

**DaShawn Harden • Jr. • G**
SEC Player of the Week
• 11/11/13: vs. Stephen F. Austin, St. Joseph's

**Jeanne Kenney • Sr. • G**
LSWA Player of the Week
• 01/06/14: vs. Jackson State, at Tennessee, at Tulane

**Raigyne Moncrief • Fr. • G**
• All-SEC Freshman Team
SEC Freshman of the Week
• 12/02/13: vs. Rutgers, vs. Michigan
• 02/10/14: Missouri, at Kentucky
• LSWA Louisiana Player of the Month (December)

**Theresa Plaisance • Sr. • F**
• All-SEC First Team • Coaches
• All-SEC Second Team • AP
• Preseason All-SEC First Team • Coaches, Media

**National Player of the Year Candidate**
• Wade Trophy Candidate
• Wooden Award Candidate & Top 20 Midseason List
• Senior CLASS Award Candidate

SEC & LSWA Player of the Week
• 01/27/14: Auburn, at Ole Miss

## LARGEST LEADS, DEFICITS, RUNS

| | LSU LEAD | OPP. LEAD | LSU RUN |
|---|---|---|---|
| Stephen F. Austin | +28 | -4 | 11-0 |
| Saint Joseph's | +22 | - | 9-0 |
| at No. 4/5 Louisville | +1 | -27 | 4-0 |
| Hampton | +19 | -5 | 8-0 |
| at Louisiana Tech | +19 | -1 | 6-0 |
| vs. Rutgers | +10 | -2 | 6-0 |
| vs. Michigan | +10 | -8 | 8-0 |
| Indiana State | +27 | - | 8-0 |
| at Arkansas-Little Rock | +13 | -10 | 7-0 |
| Florida Gulf Coast | +26 | - | 15-0 |
| at NC State | +3 | -15 | 7-0 |
| Jackson State | +27 | -1 | 13-0 |
| at No. 5/5 Tennessee | +16 | -7 | 7-0 (3x) |
| at Tulane | +33 | - | 12-0 (2x) |
| Texas A&M | +7 | -9 | 14-0 |
| Florida | +19 | - | 11-0 |
| at Missouri | +19 | -10 | 8-0 |
| at No. 24/25 Vanderbilt | +1 | -19 | 8-0 |
| Auburn | +15 | -4 | 9-0 (2x) |
| at Ole Miss | +11 | -6 | 9-0 |
| Mississippi State | +12 | -5 | 7-0 |
| at No. 13/12 Kentucky | +6 | -15 | 7-0 |
| Missouri | +20 | -1 | 14-0 |
| at No. 19/18 Texas A&M | +7 | -7 | 5-0 (2x) |
| No. 5/6 South Carolina | +3 | -18 | 5-0 (2x) |
| at Georgia | +2 | -18 | 8-0 |
| Arkansas | +15 | -6 | 7-0 (2x) |
| No. 10/9 Tennessee | | -21 | 7-0 |
| at Alabama | +4 | -22 | 6-0 (2x) |
| vs. Alabama | +25 | -4 | 9-0 |
| vs. No. 6/6 Tennessee | +15 | -15 | 12-0 |
| Georgia Tech | +20 | - | 10-0 |
| No. 7/7 West Virginia | +9 | -7 | 10-0 |

## Game 1: WNIT First Round - No. 15/17 LSU 86, Stephen F. Austin 58
## Nov. 8, 2013 • Baton Rouge, La. (Maravich Center)

Official Basketball Box Score -- Game Totals -- Final Statistics
**Stephen F. Austin vs LSU**
11/08/13 7 p.m. at Maravich Center (Baton Rouge, La.)

**Stephen F. Austin 58 • 0-1**

| ## | Player | | Total FG-FGA | 3-Ptr FG-FGA | FT-FTA | Rebounds Off | Def | Tot | PF | TP | A | TO | Blk | Stl | Min |
|---|---|---|---|---|---|---|---|---|---|---|---|---|---|---|---|
| 20 | Carter, Antionette | f | 4-8 | 1-3 | 0-0 | 3 | 3 | 6 | 1 | 9 | 2 | 3 | 1 | 2 | 26 |
| 21 | Harris, Daylyn | f | 3-5 | 1-2 | 1-3 | 1 | 3 | 4 | 5 | 8 | 0 | 4 | 0 | 0 | 21 |
| 31 | Henderson, Tierany | f | 0-4 | 0-2 | 0-0 | 2 | 3 | 5 | 2 | 0 | 0 | 1 | 0 | 1 | 26 |
| 05 | Roberts, Porsha | c | 7-17 | 0-0 | 7-9 | 6 | 2 | 8 | 4 | 21 | 0 | 3 | 1 | 2 | 29 |
| 01 | Matthew, Brittney | g | 4-13 | 2-7 | 0-0 | 1 | 1 | 2 | 2 | 10 | 4 | 3 | 0 | 0 | 30 |
| 00 | Fatheree, Alexis | | 1-1 | 0-0 | 0-0 | 0 | 0 | 0 | 0 | 2 | 1 | 2 | 0 | 0 | 5 |
| 03 | Jerrell, Kali | | 1-2 | 0-1 | 1-2 | 0 | 0 | 0 | 2 | 3 | 0 | 4 | 0 | 0 | 15 |
| 10 | Branch, Brentney | | 0-2 | 0-1 | 0-0 | 0 | 1 | 1 | 0 | 0 | 0 | 0 | 0 | 1 | 4 |
| 12 | Ross, Taylor | | 1-6 | 1-3 | 2-4 | 0 | 2 | 2 | 2 | 5 | 3 | 0 | 0 | 0 | 22 |
| 23 | Powell, Paulletta | | 0-3 | 0-2 | 0-0 | 0 | 2 | 2 | 2 | 0 | 0 | 1 | 0 | 0 | 11 |
| 32 | Bragman, Destiny | | 0-0 | 0-0 | 0-0 | 1 | 1 | 2 | 2 | 0 | 0 | 1 | 0 | 0 | 11 |
| | Team | | | | | 1 | 4 | 5 | | | | 1 | | | |
| | Totals | | 21-61 | 5-21 | 11-18 | 15 | 22 | 37 | 22 | 58 | 10 | 23 | 2 | 6 | 200 |

FG % 1st Half: 12-36 33.3% 2nd half: 9-25 36.0% Game: 21-61 34.4%
3FG % 1st Half: 3-13 23.1% 2nd half: 2-8 25.0% Game: 5-21 23.8%
FT % 1st Half: 2-2 100.0 2nd half: 9-16 56.3% Game: 11-18 61.1%

Deadball Rebounds 3,1

**LSU 86 • 1-0**

| ## | Player | | Total FG-FGA | 3-Ptr FG-FGA | FT-FTA | Rebounds Off | Def | Tot | PF | TP | A | TO | Blk | Stl | Min |
|---|---|---|---|---|---|---|---|---|---|---|---|---|---|---|---|
| 42 | BOYKIN, Sheila | f | 1-1 | 0-0 | 0-0 | 1 | 1 | 2 | 3 | 2 | 1 | 2 | 1 | 0 | 11 |
| 55 | PLAISANCE, Theresa | f | 8-11 | 1-1 | 1-4 | 6 | 2 | 8 | 2 | 18 | 0 | 1 | 0 | 1 | 30 |
| 11 | MONCRIEF, Raigyne | g | 3-10 | 0-0 | 4-4 | 2 | 4 | 6 | 5 | 10 | 6 | 5 | 0 | 3 | 23 |
| 24 | HARDEN, DaShawn | g | 8-14 | 4-6 | 0-0 | 1 | 1 | 2 | 1 | 20 | 1 | 1 | 0 | 2 | 27 |
| 32 | BALLARD, Danielle | g | 6-14 | 0-0 | 6-7 | 2 | 5 | 7 | 0 | 18 | 6 | 1 | 0 | 3 | 28 |
| 04 | PEDERSEN, Anne | | 0-3 | 0-0 | 2-2 | 1 | 2 | 3 | 0 | 2 | 0 | 2 | 0 | 0 | 16 |
| 05 | KENNEY, Jeanne | | 1-3 | 0-2 | 0-0 | 0 | 2 | 2 | 2 | 2 | 4 | 2 | 0 | 1 | 16 |
| 10 | RHODES, Jasmine | | 0-2 | 0-0 | 1-3 | 0 | 2 | 2 | 0 | 1 | 1 | 0 | 0 | 1 | 9 |
| 13 | HILL, Rina | | 3-4 | 0-1 | 0-0 | 0 | 1 | 1 | 3 | 6 | 0 | 1 | 0 | 1 | 18 |
| 21 | MCKINNEY, Shanece | | 3-5 | 0-0 | 1-1 | 1 | 5 | 6 | 1 | 7 | 0 | 1 | 2 | 0 | 22 |
| | Team | | | | | 2 | 4 | 6 | | | | | | | |
| | Totals | | 33-67 | 5-10 | 15-21 | 16 | 29 | 45 | 17 | 86 | 19 | 16 | 3 | 12 | 200 |

FG % 1st Half: 17-33 51.5% 2nd half: 16-34 47.1% Game: 33-67 49.3%
3FG % 1st Half: 4-5 80.0% 2nd half: 1-5 20.0% Game: 5-10 50.0%
FT % 1st Half: 8-10 80.0% 2nd half: 7-11 63.6% Game: 15-21 71.4%

Deadball Rebounds 1

Officials: Jody Cantrell, Glen Dixon, Isaac Johnson
Technical fouls: Stephen F. Austin-None. LSU-None.
Attendance: 2290

| Score by periods | 1st | 2nd | Total |
|---|---|---|---|
| Stephen F. Austin | 29 | 29 | **58** |
| LSU | 46 | 40 | **86** |

| Points | In Paint | Off T/O | 2nd Chance | Fast Break | Bench |
|---|---|---|---|---|---|
| SFASU | 26 | 9 | 13 | 0 | 10 |
| LSU | 42 | 18 | 16 | 10 | 18 |

Last FG - SFASU 2nd-00:46, LSU 2nd-00:35.
Largest lead - SFASU by 4 1st-16:14, LSU by 28 2nd-01:46.

Score tied - 3 times.
Lead changed - 2 times.

## Game 2: WNIT Quarterfinal - No. 15/17 LSU 80, Saint Joseph's 64
## Nov. 10, 2013 • Baton Rouge, La. (Maravich Center)

Official Basketball Box Score -- Game Totals -- Final Statistics
**Saint Joseph's vs LSU**
11/10/13 2 p.m. at Maravich Center (Baton Rouge, La.)

**Saint Joseph's 64 • 1-1**

| ## | Player | | Total FG-FGA | 3-Ptr FG-FGA | FT-FTA | Rebounds Off | Def | Tot | PF | TP | A | TO | Blk | Stl | Min |
|---|---|---|---|---|---|---|---|---|---|---|---|---|---|---|---|
| 01 | GOTFRIDA, Ilze | f | 1-7 | 0-0 | 2-4 | 1 | 1 | 2 | 4 | 4 | 0 | 1 | 0 | 1 | 29 |
| 34 | BERGER, Kelsey | f | 3-9 | 1-6 | 0-0 | 1 | 3 | 4 | 5 | 7 | 2 | 0 | 1 | 1 | 30 |
| 41 | FAIRBANKS, Sarah | f | 5-10 | 0-0 | 1-2 | 3 | 6 | 9 | 3 | 11 | 1 | 2 | 0 | 2 | 33 |
| 03 | SHIELDS, Erin | g | 8-16 | 7-12 | 0-0 | 0 | 1 | 1 | 2 | 23 | 0 | 3 | 0 | 1 | 39 |
| 04 | CLOUD, Natasha | g | 3-10 | 1-5 | 2-4 | 0 | 4 | 4 | 3 | 9 | 6 | 4 | 0 | 4 | 39 |
| 11 | DE JONGE, Lisanne | | 0-0 | 0-0 | 0-0 | 1 | 1 | 2 | 0 | 0 | 0 | 1 | 0 | 0 | 1 |
| 15 | FITZPATRICK, Kathlee | | 0-0 | 0-0 | 0-0 | 0 | 0 | 0 | 0 | 0 | 0 | 0 | 0 | 0 | 1 |
| 20 | GOMEZ, Geena | | 0-1 | 0-1 | 0-0 | 0 | 0 | 0 | 0 | 0 | 0 | 0 | 0 | 0 | 1 |
| 21 | ANDREWS, Ciara | | 2-6 | 0-1 | 4-4 | 0 | 2 | 2 | 2 | 8 | 1 | 1 | 0 | 1 | 13 |
| 22 | PONGONIS, Jessica | | 1-3 | 0-0 | 0-0 | 1 | 3 | 4 | 1 | 2 | 0 | 0 | 1 | 1 | 14 |
| | Team | | | | | 1 | 1 | 2 | | | | | | | |
| | Totals | | 23-62 | 9-25 | 9-14 | 8 | 22 | 30 | 20 | 64 | 10 | 12 | 2 | 11 | 200 |

FG % 1st Half: 10-30 33.3% 2nd half: 13-32 40.6% Game: 23-62 37.1%
3FG % 1st Half: 2-10 20.0% 2nd half: 7-15 46.7% Game: 9-25 36.0%
FT % 1st Half: 3-6 50.0% 2nd half: 6-8 75.0% Game: 9-14 64.3%

Deadball Rebounds 3

**LSU 80 • 2-0**

| ## | Player | | Total FG-FGA | 3-Ptr FG-FGA | FT-FTA | Rebounds Off | Def | Tot | PF | TP | A | TO | Blk | Stl | Min |
|---|---|---|---|---|---|---|---|---|---|---|---|---|---|---|---|
| 42 | BOYKIN, Sheila | f | 1-5 | 0-0 | 0-0 | 3 | 0 | 3 | 0 | 2 | 0 | 0 | 0 | 0 | 14 |
| 55 | PLAISANCE, Theresa | f | 6-14 | 1-3 | 2-2 | 3 | 4 | 7 | 1 | 15 | 2 | 2 | 1 | 0 | 25 |
| 11 | MONCRIEF, Raigyne | g | 4-8 | 0-0 | 1-2 | 2 | 4 | 6 | 2 | 9 | 0 | 2 | 0 | 0 | 19 |
| 24 | HARDEN, DaShawn | g | 5-15 | 3-10 | 6-7 | 1 | 4 | 5 | 1 | 19 | 2 | 2 | 0 | 5 | 36 |
| 32 | BALLARD, Danielle | g | 6-11 | 0-0 | 0-0 | 4 | 5 | 9 | 3 | 12 | 7 | 4 | 0 | 2 | 30 |
| 04 | PEDERSEN, Anne | | 2-2 | 0-0 | 2-2 | 0 | 3 | 3 | 2 | 6 | 1 | 1 | 0 | 0 | 16 |
| 05 | KENNEY, Jeanne | | 0-2 | 0-2 | 0-1 | 0 | 5 | 5 | 1 | 0 | 2 | 1 | 0 | 0 | 17 |
| 10 | RHODES, Jasmine | | 1-1 | 0-0 | 1-1 | 1 | 1 | 2 | 1 | 3 | 0 | 1 | 0 | 1 | 7 |
| 13 | HILL, Rina | | 1-1 | 0-0 | 3-4 | 0 | 0 | 0 | 5 | 5 | 1 | 0 | 0 | 1 | 21 |
| 21 | MCKINNEY, Shanece | | 4-6 | 0-0 | 1-3 | 3 | 1 | 4 | 1 | 9 | 1 | 1 | 1 | 0 | 15 |
| | Team | | | | | 0 | 6 | 6 | | | | | | | |
| | Totals | | 30-65 | 4-15 | 16-22 | 17 | 33 | 50 | 17 | 80 | 16 | 14 | 2 | 9 | 200 |

FG % 1st Half: 14-34 41.2% 2nd half: 16-31 51.6% Game: 30-65 46.2%
3FG % 1st Half: 2-7 28.6% 2nd half: 2-8 25.0% Game: 4-15 26.7%
FT % 1st Half: 10-12 83.3% 2nd half: 6-10 60.0% Game: 16-22 72.7%

Deadball Rebounds 2

Officials: Eric Koch, Dawn Marsh, Jules Gallien
Technical fouls: Saint Joseph's-None. LSU-None.
Attendance: 2623

| Score by periods | 1st | 2nd | Total |
|---|---|---|---|
| Saint Joseph's | 25 | 39 | **64** |
| LSU | 40 | 40 | **80** |

| Points | In Paint | Off T/O | 2nd Chance | Fast Break | Bench |
|---|---|---|---|---|---|
| STJOS | 18 | 16 | 7 | 2 | 10 |
| LSU | 36 | 15 | 18 | 2 | 23 |

Last FG - STJOS 2nd-04:40, LSU 2nd-00:59.
Largest lead - STJOS None, LSU by 22 2nd-17:51.

Score tied - 0 times.
Lead changed - 0 times.

## Game 3: WNIT Semifinal - No. 4/5 Louisville 88, No. 14/16 LSU 67
## Nov. 14, 2013 • Louisville, Ky. (KFC Yum Center)

Official Basketball Box Score -- Game Totals -- Final Statistics
**LSU vs #4/5 Louisville**
11/14/13 7:06PM at KFC Yum! Center, Louisville, KY

**LSU 67 • 2-1**

| ## | Player | | Total FG-FGA | 3-Ptr FG-FGA | FT-FTA | Rebounds Off | Def | Tot | PF | TP | A | TO | Blk | Stl | Min |
|---|---|---|---|---|---|---|---|---|---|---|---|---|---|---|---|
| 21 | MCKINNEY, Shanece | f | 4-5 | 0-0 | 1-2 | 4 | 3 | 7 | 3 | 9 | 0 | 0 | 2 | 0 | 17 |
| 55 | PLAISANCE, Theresa | f | 6-10 | 1-2 | 0-2 | 4 | 4 | 8 | 1 | 13 | 0 | 2 | 0 | 0 | 29 |
| 11 | MONCRIEF, Raigyne | g | 4-17 | 0-0 | 5-6 | 1 | 1 | 2 | 1 | 13 | 2 | 2 | 0 | 2 | 26 |
| 24 | HARDEN, DaShawn | g | 1-9 | 1-3 | 1-2 | 1 | 0 | 1 | 0 | 4 | 1 | 1 | 0 | 1 | 23 |
| 32 | BALLARD, Danielle | g | 1-5 | 0-0 | 2-2 | 3 | 1 | 4 | 0 | 4 | 0 | 1 | 0 | 1 | 12 |
| 01 | YOUNGBLOOD, Derreya | | 1-2 | 0-0 | 0-0 | 1 | 0 | 1 | 3 | 2 | 0 | 0 | 0 | 0 | 12 |
| 04 | PEDERSEN, Anne | | 2-3 | 0-1 | 2-2 | 1 | 0 | 1 | 3 | 6 | 3 | 0 | 0 | 0 | 18 |
| 05 | KENNEY, Jeanne | | 4-10 | 3-7 | 0-0 | 0 | 1 | 1 | 2 | 11 | 3 | 6 | 0 | 0 | 24 |
| 10 | RHODES, Jasmine | | 1-2 | 1-1 | 0-0 | 2 | 1 | 3 | 0 | 3 | 0 | 1 | 0 | 0 | 11 |
| 13 | HILL, Rina | | 1-4 | 0-1 | 0-2 | 2 | 1 | 3 | 1 | 2 | 4 | 1 | 0 | 0 | 21 |
| 42 | BOYKIN, Sheila | | 0-0 | 0-0 | 0-0 | 0 | 1 | 1 | 2 | 0 | 2 | 1 | 1 | 0 | 7 |
| | Team | | | | | 1 | 0 | 1 | | | | | | | |
| | Totals | | 25-67 | 6-15 | 11-18 | 20 | 13 | 33 | 16 | 67 | 15 | 15 | 3 | 4 | 200 |

FG % 1st Half: 15-35 42.9% 2nd half: 10-32 31.3% Game: 25-67 37.3%
3FG % 1st Half: 3-11 27.3% 2nd half: 3-4 75.0% Game: 6-15 40.0%
FT % 1st Half: 3-7 42.9% 2nd half: 8-11 72.7% Game: 11-18 61.1%

Deadball Rebounds 1

**#4/5 Louisville 88 • 3-0**

| ## | Player | | Total FG-FGA | 3-Ptr FG-FGA | FT-FTA | Rebounds Off | Def | Tot | PF | TP | A | TO | Blk | Stl | Min |
|---|---|---|---|---|---|---|---|---|---|---|---|---|---|---|---|
| 00 | HAMMOND, Sara | f | 4-6 | 0-1 | 3-3 | 2 | 3 | 5 | 3 | 11 | 0 | 2 | 1 | 0 | 19 |
| 31 | TAYLOR, Asia | f | 10-16 | 0-0 | 3-4 | 5 | 5 | 10 | 2 | 23 | 3 | 3 | 0 | 2 | 28 |
| 04 | SLAUGHTER, Antonita | g | 5-11 | 2-7 | 0-0 | 1 | 3 | 4 | 1 | 12 | 3 | 0 | 1 | 0 | 25 |
| 21 | SMITH, Bria | g | 5-6 | 0-0 | 1-3 | 0 | 2 | 2 | 0 | 11 | 3 | 3 | 0 | 0 | 29 |
| 23 | SCHIMMEL, Shoni | g | 7-11 | 1-3 | 0-0 | 0 | 2 | 2 | 3 | 15 | 3 | 3 | 0 | 1 | 29 |
| 02 | NIAMKE, Monny | | 0-0 | 0-0 | 0-0 | 0 | 0 | 0 | 0 | 0 | 0 | 0 | 0 | 0 | 2 |
| 12 | DYER, Shawnta' | | 2-2 | 0-0 | 0-0 | 1 | 3 | 4 | 1 | 4 | 0 | 0 | 1 | 0 | 7 |
| 13 | WALTON, Cortnee | | 1-1 | 0-0 | 2-2 | 2 | 6 | 8 | 1 | 4 | 1 | 0 | 1 | 2 | 19 |
| 15 | DEINES, Megan | | 0-1 | 0-0 | 0-0 | 0 | 0 | 0 | 2 | 0 | 0 | 0 | 0 | 0 | 6 |
| 22 | SCHIMMEL, Jude | | 3-6 | 0-2 | 0-0 | 2 | 1 | 3 | 2 | 6 | 2 | 4 | 0 | 2 | 14 |
| 25 | GIBBS, Tia | | 0-3 | 0-1 | 1-2 | 2 | 3 | 5 | 2 | 1 | 1 | 1 | 0 | 1 | 18 |
| 32 | HENDERSON, Emmonni | | 0-1 | 0-0 | 1-2 | 0 | 0 | 0 | 1 | 1 | 0 | 0 | 0 | 0 | 4 |
| | Team | | | | | 2 | 0 | 2 | | | | | | | |
| | Totals | | 37-64 | 3-14 | 11-16 | 17 | 28 | 45 | 18 | 88 | 16 | 16 | 4 | 8 | 200 |

FG % 1st Half: 17-31 54.8% 2nd half: 20-33 60.6% Game: 37-64 57.8%
3FG % 1st Half: 1-7 14.3% 2nd half: 2-7 28.6% Game: 3-14 21.4%
FT % 1st Half: 5-5 100.0 2nd half: 6-11 54.5% Game: 11-16 68.8%

Deadball Rebounds 2

Officials: Maj Forsberg, Louis Gonzalez, Kevin Dillard
Technical fouls: LSU-None. #4/5 Louisville-None.
Attendance: 8099

| Score by periods | 1st | 2nd | Total |
|---|---|---|---|
| LSU | 36 | 31 | **67** |
| #4/5 Louisville | 40 | 48 | **88** |

| Points | In Paint | Off T/O | 2nd Chance | Fast Break | Bench |
|---|---|---|---|---|---|
| LSU | 26 | 14 | 19 | 4 | 24 |
| LOU | 54 | 21 | 19 | 12 | 16 |

Last FG - LSU 2nd-02:27, LOU 2nd-00:57.
Largest lead - LSU by 1 1st-02:13, LOU by 27 2nd-05:30.

Score tied - 3 times.
Lead changed - 4 times.

## Game 4: No. 15/18 LSU 73, Hampton 54
## Nov. 20, 2013 • Baton Rouge, La. (Maravich Center)

Official Basketball Box Score -- Game Totals -- Final Statistics
**Hampton vs LSU**
11/20/13 7 p.m. at Maravich Center (Baton Rouge, La.)

**Hampton 54 • 2-1**

| ## | Player | | Total FG-FGA | 3-Ptr FG-FGA | FT-FTA | Rebounds Off | Def | Tot | PF | TP | A | TO | Blk | Stl | Min |
|---|---|---|---|---|---|---|---|---|---|---|---|---|---|---|---|
| 21 | BENNETT,Alyssa | f | 1-8 | 0-2 | 1-3 | 1 | 2 | 3 | 3 | 3 | 0 | 4 | 2 | 1 | 40 |
| 33 | WARD,Brielle | f | 1-2 | 0-0 | 0-2 | 7 | 4 | 11 | 5 | 2 | 0 | 3 | 0 | 2 | 31 |
| 42 | AUDAIN,Brascia | f | 0-1 | 0-0 | 0-0 | 0 | 2 | 2 | 4 | 0 | 0 | 0 | 0 | 0 | 12 |
| 00 | TATE-DeFREITAS,Malia | g | 6-22 | 4-14 | 3-4 | 4 | 3 | 7 | 4 | 19 | 3 | 3 | 0 | 2 | 33 |
| 02 | HAMILTON,Nicole | g | 10-19 | 4-12 | 3-7 | 0 | 3 | 3 | 4 | 27 | 3 | 4 | 0 | 2 | 37 |
| 01 | COLE,Kenia | | 1-6 | 1-6 | 0-0 | 1 | 1 | 2 | 1 | 3 | 1 | 6 | 0 | 3 | 24 |
| 03 | GILBEAUX,Georgianna | | 0-2 | 0-1 | 0-0 | 0 | 0 | 0 | 2 | 0 | 0 | 0 | 0 | 0 | 5 |
| 11 | COLEMAN-COX,Bayley | | 0-0 | 0-0 | 0-0 | 0 | 0 | 0 | 1 | 0 | 0 | 0 | 0 | 0 | 3 |
| 13 | BOYD,Shaleise | | 0-0 | 0-0 | 0-2 | 1 | 0 | 1 | 0 | 0 | 0 | 0 | 0 | 0 | 4 |
| 14 | JENKINES,Blake | | 0-0 | 0-0 | 0-0 | 0 | 0 | 0 | 0 | 0 | 0 | 0 | 0 | 0 | 1 |
| 15 | JORDAN,Ryan | | 0-3 | 0-1 | 0-0 | 2 | 1 | 3 | 5 | 0 | 1 | 1 | 0 | 1 | 10 |
| | Team | | | | | 3 | 3 | 6 | | | | | | | |
| | Totals | | 19-63 | 9-36 | 7-18 | 19 | 19 | 38 | 29 | 54 | 8 | 21 | 2 | 11 | 200 |

FG % 1st Half: 6-28 21.4% 2nd half: 13-35 37.1% Game: 19-63 30.2%
3FG % 1st Half: 3-16 18.8% 2nd half: 6-20 30.0% Game: 9-36 25.0%
FT % 1st Half: 5-11 45.5% 2nd half: 2-7 28.6% Game: 7-18 38.9%

Deadball Rebounds 2

**LSU 73 • 3-1**

| ## | Player | | Total FG-FGA | 3-Ptr FG-FGA | FT-FTA | Rebounds Off | Def | Tot | PF | TP | A | TO | Blk | Stl | Min |
|---|---|---|---|---|---|---|---|---|---|---|---|---|---|---|---|
| 42 | BOYKIN, Sheila | f | 0-1 | 0-0 | 0-2 | 2 | 5 | 7 | 2 | 0 | 1 | 2 | 0 | 0 | 14 |
| 55 | PLAISANCE, Theresa | f | 4-12 | 0-2 | 6-6 | 2 | 10 | 12 | 3 | 14 | 2 | 2 | 2 | 3 | 23 |
| 05 | KENNEY, Jeanne | g | 3-5 | 2-2 | 0-0 | 0 | 2 | 2 | 3 | 8 | 1 | 5 | 0 | 0 | 26 |
| 11 | MONCRIEF, Raigyne | g | 2-5 | 0-0 | 1-3 | 0 | 1 | 1 | 4 | 5 | 3 | 2 | 0 | 3 | 16 |
| 13 | HILL, Rina | g | 1-4 | 0-0 | 5-7 | 0 | 2 | 2 | 2 | 7 | 4 | 3 | 0 | 2 | 32 |
| 01 | YOUNGBLOOD, Derreya | | 0-0 | 0-0 | 0-0 | 0 | 0 | 0 | 1 | 0 | 0 | 1 | 0 | 0 | 4 |
| 04 | PEDERSEN, Anne | | 4-8 | 0-0 | 0-2 | 7 | 1 | 8 | 4 | 8 | 1 | 4 | 0 | 0 | 25 |
| 10 | RHODES, Jasmine | | 6-11 | 0-0 | 2-3 | 3 | 6 | 9 | 0 | 14 | 1 | 1 | 0 | 2 | 20 |
| 21 | MCKINNEY, Shanece | | 6-7 | 0-0 | 2-2 | 1 | 3 | 4 | 2 | 14 | 0 | 0 | 1 | 0 | 21 |
| 24 | HARDEN, DaShawn | | 0-6 | 0-2 | 3-5 | 2 | 1 | 3 | 1 | 3 | 3 | 2 | 0 | 0 | 19 |
| | Team | | | | | 2 | 3 | 5 | | | | | | | |
| | Totals | | 26-59 | 2-6 | 19-30 | 19 | 34 | 53 | 22 | 73 | 16 | 22 | 3 | 10 | 200 |

FG % 1st Half: 13-30 43.3% 2nd half: 13-29 44.8% Game: 26-59 44.1%
3FG % 1st Half: 1-3 33.3% 2nd half: 1-3 33.3% Game: 2-6 33.3%
FT % 1st Half: 7-8 87.5% 2nd half: 12-22 54.5% Game: 19-30 63.3%

Deadball Rebounds 6

Officials: Dee Kantner, Mary Day, Michael McConnell
Technical fouls: Hampton-None. LSU-None.
Attendance: 2459

| Score by periods | 1st | 2nd | Total |
|---|---|---|---|
| Hampton | 20 | 34 | **54** |
| LSU | 34 | 39 | **73** |

| Points | In Paint | Off T/O | 2nd Chance | Fast Break | Bench |
|---|---|---|---|---|---|
| HAMPTO | 14 | 26 | 9 | 4 | 3 |
| LSU | 38 | 27 | 20 | 8 | 39 |

Last FG - HAMPTON 2nd-00:40, LSU 2nd-00:18.
Largest lead - HAMPTON by 5 1st-13:18, LSU by 19 2nd-01:08.

Score tied - 1 time.
Lead changed - 1 time.

# 2013-14 Box Scores

## Game 5: No. 15/18 LSU 81, Louisiana Tech 69
## Nov. 23, 2013 • Ruston, La. (Thomas Assembly Center)

Official Basketball Box Score -- Game Totals -- Final Statistics
**LSU vs Louisiana Tech**
11/23/13 1:00 PM at Thomas Assembly Center Ruston, La.

**LSU 81 • 4-1**

| ## | Player | | Total FG-FGA | 3-Ptr FG-FGA | FT-FTA | Rebounds Off | Def | Tot | PF | TP | A | TO | Blk | Stl | Min |
|---|---|---|---|---|---|---|---|---|---|---|---|---|---|---|---|
| 42 | BOYKIN, Sheila | f | 2-4 | 0-0 | 0-0 | 0 | 2 | 2 | 2 | 4 | 2 | 1 | 0 | 0 | 22 |
| 55 | PLAISANCE, Theresa | f | 2-7 | 0-0 | 4-8 | 0 | 4 | 4 | 3 | 8 | 1 | 1 | 0 | 0 | 14 |
| 05 | KENNEY, Jeanne | g | 3-11 | 2-6 | 5-5 | 0 | 7 | 7 | 4 | 13 | 5 | 3 | 0 | 0 | 31 |
| 11 | MONCRIEF, Raigyne | g | 6-10 | 0-0 | 5-9 | 2 | 3 | 5 | 4 | 17 | 1 | 3 | 0 | 0 | 18 |
| 13 | HILL, Rina | g | 3-3 | 0-0 | 1-2 | 0 | 1 | 1 | 5 | 7 | 1 | 3 | 0 | 0 | 19 |
| 01 | YOUNGBLOOD, Derreya | | 0-0 | 0-0 | 1-2 | 0 | 1 | 1 | 1 | 1 | 1 | 1 | 0 | 0 | 4 |
| 04 | PEDERSEN, Anne | | 3-4 | 0-0 | 0-0 | 0 | 1 | 1 | 1 | 6 | 1 | 1 | 0 | 0 | 22 |
| 10 | RHODES, Jasmine | | 0-2 | 0-0 | 4-6 | 0 | 4 | 4 | 3 | 4 | 0 | 1 | 0 | 1 | 14 |
| 21 | MCKINNEY, Shanece | | 3-6 | 0-0 | 2-6 | 3 | 4 | 7 | 2 | 8 | 0 | 1 | 2 | 0 | 23 |
| 24 | HARDEN, DaShawn | | 3-5 | 0-1 | 1-2 | 1 | 1 | 2 | 3 | 7 | 2 | 3 | 0 | 2 | 21 |
| 32 | BALLARD, Danielle | | 3-5 | 0-0 | 0-0 | 1 | 1 | 2 | 3 | 6 | 3 | 0 | 0 | 1 | 12 |
| | Team | | | | | 1 | 2 | 3 | | | | | | | |
| | Totals | | 28-57 | 2-7 | 23-40 | 8 | 31 | 39 | 31 | 81 | 17 | 18 | 2 | 4 | 200 |

FG % 1st Half: 16-33 48.5% 2nd half: 12-24 50.0% Game: 28-57 49.1%
3FG % 1st Half: 2-5 40.0% 2nd half: 0-2 0.0% Game: 2-7 28.6%
FT % 1st Half: 8-10 80.0% 2nd half: 15-30 50.0% Game: 23-40 57.5%

Deadball Rebounds 9

**Louisiana Tech 69 • 0-3**

| ## | Player | | Total FG-FGA | 3-Ptr FG-FGA | FT-FTA | Rebounds Off | Def | Tot | PF | TP | A | TO | Blk | Stl | Min |
|---|---|---|---|---|---|---|---|---|---|---|---|---|---|---|---|
| 02 | FRAZIER, Whitney | f | 8-13 | 0-1 | 8-10 | 4 | 4 | 8 | 5 | 24 | 1 | 2 | 0 | 0 | 35 |
| 33 | LANGSTON, Savanna | f | 2-7 | 0-1 | 1-2 | 2 | 5 | 7 | 1 | 5 | 0 | 2 | 1 | 1 | 28 |
| 10 | WALTER, Chrisstasia | g | 4-16 | 0-5 | 7-10 | 2 | 3 | 5 | 4 | 15 | 8 | 7 | 0 | 3 | 40 |
| 15 | JEFFERSON, Brittney | g | 1-5 | 0-2 | 0-0 | 1 | 5 | 6 | 5 | 2 | 1 | 1 | 0 | 0 | 23 |
| 23 | PERRY, Lulu | g | 0-10 | 0-4 | 7-8 | 3 | 3 | 6 | 4 | 7 | 1 | 4 | 0 | 1 | 25 |
| 00 | JACKSON, JaQuan | | 3-11 | 3-7 | 0-0 | 1 | 1 | 2 | 5 | 9 | 1 | 0 | 0 | 0 | 16 |
| 21 | ANDREWS, Kanedria | | 2-4 | 1-1 | 2-2 | 2 | 1 | 3 | 2 | 7 | 3 | 1 | 0 | 0 | 20 |
| 24 | CHENEVERT, Tyjae' | | 0-1 | 0-0 | 0-0 | 1 | 1 | 2 | 4 | 0 | 0 | 0 | 0 | 0 | 6 |
| 32 | MOTEN, Kevione | | 0-1 | 0-0 | 0-0 | 1 | 0 | 1 | 2 | 0 | 0 | 1 | 0 | 0 | 4 |
| 42 | HALL, Veanca | | 0-0 | 0-0 | 0-0 | 0 | 0 | 0 | 2 | 0 | 0 | 0 | 0 | 0 | 3 |
| | Team | | | | | 3 | 6 | 9 | | | | | | | |
| | Totals | | 20-68 | 4-21 | 25-32 | 20 | 29 | 49 | 34 | 69 | 15 | 18 | 1 | 5 | 200 |

FG % 1st Half: 12-39 30.8% 2nd half: 8-29 27.6% Game: 20-68 29.4%
3FG % 1st Half: 0-7 0.0% 2nd half: 4-14 28.6% Game: 4-21 19.0%
FT % 1st Half: 6-10 60.0% 2nd half: 19-22 86.4% Game: 25-32 78.1%

Deadball Rebounds 4

Officials: Scott Yarbrough, Kelly Johnson, Shawn Goode
Technical fouls: LSU-BALLARD, Danielle 2; HARDEN, DaShawn 2. Louisiana Tech-CHENEVERT, Tyjae' 2.
Attendance: 2767

| Score by periods | 1st | 2nd | Total |
|---|---|---|---|
| LSU | 42 | 39 | **81** |
| Louisiana Tech | 30 | 39 | **69** |

| Points | In Paint | Off T/O | 2nd Chance | Fast Break | Bench |
|---|---|---|---|---|---|
| LSU | 44 | 16 | 4 | 12 | 32 |
| LATECH | 20 | 11 | 13 | 4 | 16 |

Last FG - LSU 2nd-00:58, LATECH 2nd-00:01.
Largest lead - LSU by 19 2nd-06:17, LATECH by 1 1st-18:08.

Score tied - 0 times.
Lead changed - 1 time.

## Game 6: Barclays Invitational - No. 15/17 LSU 69, Rutgers 65
## Nov. 29, 2013 • Brooklyn, N.Y. (Barclays Center)

Official Basketball Box Score -- Game Totals -- Final Statistics
**LSU vs Rutgers**
11/29/13 1:00 p.m. at Brooklyn, N.Y. (Barclays Center)

**LSU 69 • 5-1**

| ## | Player | | Total FG-FGA | 3-Ptr FG-FGA | FT-FTA | Rebounds Off | Def | Tot | PF | TP | A | TO | Blk | Stl | Min |
|---|---|---|---|---|---|---|---|---|---|---|---|---|---|---|---|
| 42 | BOYKIN, Sheila | f | 0-2 | 0-0 | 0-0 | 1 | 3 | 4 | 2 | 0 | 1 | 1 | 0 | 2 | 28 |
| 55 | PLAISANCE, Theresa | f | 5-14 | 0-2 | 6-7 | 5 | 1 | 6 | 2 | 16 | 4 | 4 | 1 | 1 | 31 |
| 05 | KENNEY, Jeanne | g | 3-8 | 2-5 | 0-0 | 0 | 3 | 3 | 4 | 8 | 1 | 2 | 0 | 0 | 30 |
| 11 | MONCRIEF, Raigyne | g | 6-16 | 0-0 | 15-20 | 2 | 5 | 7 | 2 | 27 | 3 | 4 | 0 | 7 | 31 |
| 13 | HILL, Rina | g | 1-3 | 0-0 | 0-0 | 1 | 1 | 2 | 2 | 2 | 2 | 6 | 0 | 0 | 25 |
| 01 | YOUNGBLOOD, Derreya | | 0-1 | 0-0 | 1-2 | 1 | 0 | 1 | 3 | 1 | 0 | 0 | 0 | 0 | 5 |
| 04 | PEDERSEN, Anne | | 0-2 | 0-0 | 0-0 | 0 | 0 | 0 | 2 | 0 | 0 | 2 | 0 | 0 | 17 |
| 10 | RHODES, Jasmine | | 2-8 | 0-0 | 1-3 | 4 | 2 | 6 | 1 | 5 | 0 | 2 | 0 | 1 | 14 |
| 21 | MCKINNEY, Shanece | | 5-9 | 0-0 | 0-1 | 3 | 0 | 3 | 4 | 10 | 1 | 0 | 0 | 0 | 19 |
| | Team | | | | | 5 | 5 | 10 | | | | 1 | | | |
| | Totals | | 22-63 | 2-7 | 23-33 | 22 | 20 | 42 | 22 | 69 | 12 | 22 | 1 | 11 | 200 |

FG % 1st Half: 9-34 26.5% 2nd half: 13-29 44.8% Game: 22-63 34.9%
3FG % 1st Half: 0-2 0.0% 2nd half: 2-5 40.0% Game: 2-7 28.6%
FT % 1st Half: 11-16 68.8% 2nd half: 12-17 70.6% Game: 23-33 69.7%

Deadball Rebounds 1

**Rutgers 65 • 4-2**

| ## | Player | | Total FG-FGA | 3-Ptr FG-FGA | FT-FTA | Rebounds Off | Def | Tot | PF | TP | A | TO | Blk | Stl | Min |
|---|---|---|---|---|---|---|---|---|---|---|---|---|---|---|---|
| 02 | COPPER, Kahleah | f | 8-11 | 0-0 | 0-0 | 2 | 6 | 8 | 5 | 16 | 2 | 4 | 0 | 2 | 28 |
| 44 | LANEY, Betnijah | f | 2-6 | 1-3 | 6-7 | 3 | 4 | 7 | 4 | 11 | 1 | 8 | 1 | 2 | 29 |
| 01 | HOLLIVAY, Rachel | c | 3-6 | 0-0 | 0-1 | 1 | 3 | 4 | 4 | 6 | 0 | 2 | 3 | 0 | 21 |
| 04 | CANTY, Briyona | g | 6-12 | 0-4 | 1-2 | 0 | 2 | 2 | 4 | 13 | 2 | 4 | 0 | 1 | 37 |
| 15 | DAVIS, Syessence | g | 2-7 | 0-2 | 3-3 | 1 | 2 | 3 | 4 | 7 | 2 | 3 | 1 | 4 | 26 |
| 03 | SCAIFE, Tyler | | 2-4 | 0-0 | 4-4 | 0 | 0 | 0 | 3 | 8 | 3 | 3 | 0 | 3 | 21 |
| 05 | PERSON, Precious | | 1-4 | 0-0 | 0-0 | 0 | 5 | 5 | 1 | 2 | 0 | 2 | 0 | 1 | 19 |
| 20 | EVANS, Christa | | 1-1 | 0-0 | 0-0 | 0 | 0 | 0 | 1 | 2 | 0 | 1 | 0 | 0 | 9 |
| 22 | BURKE, Alexis | | 0-0 | 0-0 | 0-2 | 0 | 0 | 0 | 0 | 0 | 0 | 0 | 0 | 0 | 1 |
| 43 | BUTTS, Ariel | | 0-1 | 0-0 | 0-0 | 0 | 3 | 3 | 3 | 0 | 0 | 2 | 1 | 2 | 9 |
| | Team | | | | | 3 | 3 | 6 | | | | | | | |
| | Totals | | 25-52 | 1-9 | 14-19 | 10 | 28 | 38 | 29 | 65 | 10 | 29 | 6 | 15 | 200 |

FG % 1st Half: 8-23 34.8% 2nd half: 17-29 58.6% Game: 25-52 48.1%
3FG % 1st Half: 1-6 16.7% 2nd half: 0-3 0.0% Game: 1-9 11.1%
FT % 1st Half: 8-11 72.7% 2nd half: 6-8 75.0% Game: 14-19 73.7%

Deadball Rebounds 2

Officials: Bill Titus, Eric Brewton, Norma Jones
Technical fouls: LSU-None. Rutgers-None.
Attendance: 1194
Barclays Center Women's Invitational Presented by Smile Train

| Score by periods | 1st | 2nd | Total |
|---|---|---|---|
| LSU | 29 | 40 | **69** |
| Rutgers | 25 | 40 | **65** |

| Points | In Paint | Off T/O | 2nd Chance | Fast Break | Bench |
|---|---|---|---|---|---|
| LSU | 34 | 31 | 11 | 8 | 16 |
| RU | 36 | 21 | 6 | 8 | 12 |

Last FG - LSU 2nd-04:03, RU 2nd-00:34.
Largest lead - LSU by 10 2nd-02:20, RU by 2 1st-08:31.

Score tied - 5 times.
Lead changed - 4 times.

## Game 7: Barclays Invitational Championship - No. 15/17 LSU 64, Michigan 62
## Nov. 30, 2013 • Brooklyn, N.Y. (Barclays Center)

Official Basketball Box Score -- Game Totals -- Final Statistics
**Michigan vs LSU**
11/30/13 9:50 p.m. at Brooklyn, N.Y. (Barclays Center)

**Michigan 62 • 5-3**

| ## | Player | | Total FG-FGA | 3-Ptr FG-FGA | FT-FTA | Rebounds Off | Def | Tot | PF | TP | A | TO | Blk | Stl | Min |
|---|---|---|---|---|---|---|---|---|---|---|---|---|---|---|---|
| 01 | Ristovski, Madison | * | 5-7 | 3-5 | 0-0 | 0 | 2 | 2 | 0 | 13 | 6 | 4 | 0 | 0 | 38 |
| 02 | Thompson, Siera | * | 4-12 | 4-9 | 1-2 | 0 | 5 | 5 | 4 | 13 | 1 | 4 | 0 | 0 | 33 |
| 14 | Elmblad,Nicole | * | 4-11 | 0-0 | 1-1 | 2 | 5 | 7 | 2 | 9 | 8 | 4 | 0 | 0 | 40 |
| 22 | Goree,Cyesha | * | 5-8 | 0-0 | 0-0 | 2 | 1 | 3 | 3 | 10 | 2 | 2 | 1 | 0 | 17 |
| 34 | Driscoll,Val | * | 2-2 | 0-0 | 1-3 | 3 | 8 | 11 | 3 | 5 | 0 | 1 | 6 | 0 | 37 |
| 15 | Rakers, Paige | | 4-11 | 4-9 | 0-0 | 2 | 1 | 3 | 3 | 12 | 2 | 4 | 0 | 1 | 28 |
| 20 | Williams, Danielle | | 0-0 | 0-0 | 0-0 | 0 | 0 | 0 | 0 | 0 | 0 | 2 | 0 | 0 | 2 |
| 32 | Lyttle, Rebecca | | 0-0 | 0-0 | 0-0 | 0 | 1 | 1 | 0 | 0 | 0 | 0 | 0 | 0 | 3 |
| 54 | Seto,Kendra | | 0-0 | 0-0 | 0-0 | 0 | 0 | 0 | 0 | 0 | 0 | 0 | 0 | 0 | 2 |
| | Team | | | | | 2 | 5 | 7 | | | | 2 | | | |
| | Totals | | 24-51 | 11-23 | 3-6 | 11 | 28 | 39 | 15 | 62 | 19 | 23 | 7 | 1 | 200 |

FG % 1st Half: 9-20 45.0% 2nd half: 15-31 48.4% Game: 24-51 47.1%
3FG % 1st Half: 3-10 30.0% 2nd half: 8-13 61.5% Game: 11-23 47.8%
FT % 1st Half: 1-3 33.3% 2nd half: 2-3 66.7% Game: 3-6 50.0%

Deadball Rebounds 1

**LSU 64 • 6-1**

| ## | Player | | Total FG-FGA | 3-Ptr FG-FGA | FT-FTA | Rebounds Off | Def | Tot | PF | TP | A | TO | Blk | Stl | Min |
|---|---|---|---|---|---|---|---|---|---|---|---|---|---|---|---|
| 42 | BOYKIN, Sheila | f | 1-4 | 0-0 | 0-0 | 1 | 0 | 1 | 1 | 2 | 0 | 1 | 1 | 0 | 14 |
| 55 | PLAISANCE, Theresa | f | 1-8 | 0-0 | 1-3 | 1 | 0 | 1 | 1 | 3 | 0 | 2 | 0 | 1 | 17 |
| 05 | KENNEY, Jeanne | g | 3-8 | 3-6 | 0-0 | 0 | 4 | 4 | 3 | 9 | 3 | 0 | 1 | 0 | 27 |
| 11 | MONCRIEF, Raigyne | g | 6-9 | 0-0 | 1-2 | 1 | 4 | 5 | 1 | 13 | 2 | 1 | 1 | 4 | 26 |
| 13 | HILL, Rina | g | 1-2 | 0-0 | 0-0 | 0 | 1 | 1 | 1 | 2 | 1 | 1 | 0 | 1 | 15 |
| 01 | YOUNGBLOOD, Derreya | | 1-2 | 0-0 | 0-0 | 1 | 0 | 1 | 1 | 2 | 0 | 0 | 0 | 0 | 11 |
| 04 | PEDERSEN, Anne | | 0-3 | 0-1 | 0-0 | 0 | 0 | 0 | 1 | 0 | 0 | 0 | 0 | 1 | 12 |
| 10 | RHODES, Jasmine | | 3-3 | 0-0 | 0-0 | 1 | 2 | 3 | 1 | 6 | 0 | 0 | 0 | 1 | 19 |
| 21 | MCKINNEY, Shanece | | 5-10 | 0-0 | 3-5 | 4 | 4 | 8 | 1 | 13 | 0 | 0 | 1 | 1 | 22 |
| 24 | HARDEN, DaShawn | | 2-6 | 0-3 | 0-0 | 0 | 1 | 1 | 1 | 4 | 1 | 1 | 0 | 4 | 15 |
| 32 | BALLARD, Danielle | | 4-9 | 0-0 | 2-2 | 2 | 1 | 3 | 2 | 10 | 1 | 2 | 1 | 2 | 22 |
| | Team | | | | | 1 | 1 | 2 | | | | | | | |
| | Totals | | 27-64 | 3-10 | 7-12 | 12 | 18 | 30 | 14 | 64 | 8 | 8 | 5 | 15 | 200 |

FG % 1st Half: 14-33 42.4% 2nd half: 13-31 41.9% Game: 27-64 42.2%
3FG % 1st Half: 0-5 0.0% 2nd half: 3-5 60.0% Game: 3-10 30.0%
FT % 1st Half: 1-2 50.0% 2nd half: 6-10 60.0% Game: 7-12 58.3%

Deadball Rebounds 2

Officials: Bill Titus, Pualani Spurlock, Louis Gonzalez
Technical fouls: Michigan-None. LSU-None.
Attendance: 1012
Barclays Center Women's Invitational Presented by Smile Train
All-Tournament Team: Battle (TTU), Copper (RUT), Elmblad (MICH) McKinney (LSU), Moncrief (LSU)
Tournament MVP: Raigyne Moncrief (LSU)

| Score by periods | 1st | 2nd | Total |
|---|---|---|---|
| Michigan | 22 | 40 | **62** |
| LSU | 29 | 35 | **64** |

| Points | In Paint | Off T/O | 2nd Chance | Fast Break | Bench |
|---|---|---|---|---|---|
| MICH | 22 | 5 | 10 | 2 | 12 |
| LSU | 42 | 23 | 15 | 14 | 35 |

Last FG - MICH 2nd-00:45, LSU 2nd-00:20.
Largest lead - MICH by 8 2nd-11:02, LSU by 10 1st-05:00.

Score tied - 9 times.
Lead changed - 5 times.

## Game 8: No. 13/15 LSU 83, Indiana State 66
## Dec. 3, 2013 • Baton Rouge, La. (Maravich Center)

Official Basketball Box Score -- Game Totals -- Final Statistics
**Indiana State vs LSU**
12/03/13 11:30 a.m. at Maravich Center (Baton Rouge, La.)

**Indiana State 66 • 3-3**

| ## | Player | | Total FG-FGA | 3-Ptr FG-FGA | FT-FTA | Rebounds Off | Def | Tot | PF | TP | A | TO | Blk | Stl | Min |
|---|---|---|---|---|---|---|---|---|---|---|---|---|---|---|---|
| 03 | Laramie, Marina | f | 5-11 | 1-1 | 1-2 | 2 | 2 | 4 | 4 | 12 | 0 | 3 | 1 | 0 | 29 |
| 34 | Mahan, Racheal | f | 2-5 | 0-0 | 4-11 | 2 | 2 | 4 | 3 | 8 | 0 | 1 | 1 | 2 | 30 |
| 00 | Zurek, Natasha | g | 1-3 | 0-0 | 2-5 | 2 | 5 | 7 | 2 | 4 | 1 | 4 | 0 | 1 | 22 |
| 10 | Abdul-Qaadir, Bilqis | g | 3-10 | 0-4 | 2-2 | 0 | 2 | 2 | 2 | 8 | 5 | 2 | 0 | 2 | 34 |
| 33 | Munn, Anna | g | 6-13 | 3-7 | 9-9 | 1 | 0 | 1 | 5 | 24 | 3 | 4 | 0 | 1 | 26 |
| 15 | Grier, Jasmine | | 1-3 | 0-1 | 0-0 | 0 | 3 | 3 | 1 | 2 | 1 | 3 | 0 | 0 | 17 |
| 21 | Johnson, Kasey | | 0-3 | 0-1 | 0-0 | 0 | 0 | 0 | 2 | 0 | 0 | 3 | 1 | 2 | 18 |
| 25 | Littleton, Lashonda | | 3-8 | 2-5 | 0-0 | 1 | 2 | 3 | 3 | 8 | 1 | 3 | 0 | 1 | 21 |
| 44 | Franklin, Travecia | | 0-0 | 0-0 | 0-0 | 0 | 0 | 0 | 0 | 0 | 0 | 0 | 0 | 0 | 3 |
| | Team | | | | | 2 | 2 | 4 | | | | | | | |
| | Totals | | 21-56 | 6-19 | 18-29 | 10 | 18 | 28 | 22 | 66 | 11 | 23 | 3 | 9 | 200 |

FG % 1st Half: 10-26 38.5% 2nd half: 11-30 36.7% Game: 21-56 37.5%
3FG % 1st Half: 3-9 33.3% 2nd half: 3-10 30.0% Game: 6-19 31.6%
FT % 1st Half: 2-6 33.3% 2nd half: 16-23 69.6% Game: 18-29 62.1%

Deadball Rebounds 4

**LSU 83 • 7-1**

| ## | Player | | Total FG-FGA | 3-Ptr FG-FGA | FT-FTA | Rebounds Off | Def | Tot | PF | TP | A | TO | Blk | Stl | Min |
|---|---|---|---|---|---|---|---|---|---|---|---|---|---|---|---|
| 42 | BOYKIN, Sheila | f | 1-3 | 0-0 | 1-2 | 1 | 3 | 4 | 0 | 3 | 1 | 1 | 0 | 0 | 18 |
| 21 | MCKINNEY, Shanece | c | 6-10 | 0-0 | 1-1 | 2 | 0 | 2 | 3 | 13 | 1 | 1 | 3 | 2 | 17 |
| 05 | KENNEY, Jeanne | g | 2-9 | 0-4 | 1-2 | 0 | 11 | 11 | 2 | 5 | 6 | 4 | 0 | 1 | 25 |
| 11 | MONCRIEF, Raigyne | g | 8-11 | 0-0 | 6-9 | 4 | 5 | 9 | 4 | 22 | 6 | 5 | 1 | 6 | 30 |
| 13 | HILL, Rina | g | 2-4 | 0-0 | 0-0 | 1 | 2 | 3 | 4 | 4 | 1 | 1 | 0 | 0 | 16 |
| 01 | YOUNGBLOOD, Derreya | | 5-5 | 0-0 | 0-0 | 2 | 1 | 3 | 4 | 10 | 0 | 2 | 1 | 0 | 11 |
| 04 | PEDERSEN, Anne | | 2-5 | 1-1 | 0-0 | 1 | 2 | 3 | 2 | 5 | 5 | 4 | 0 | 0 | 24 |
| 10 | RHODES, Jasmine | | 3-6 | 0-0 | 1-2 | 1 | 1 | 2 | 2 | 7 | 1 | 3 | 0 | 1 | 17 |
| 24 | HARDEN, DaShawn | | 2-6 | 0-3 | 0-0 | 0 | 1 | 1 | 2 | 4 | 3 | 2 | 0 | 2 | 18 |
| 55 | PLAISANCE, Theresa | | 5-7 | 0-0 | 0-0 | 2 | 4 | 6 | 1 | 10 | 1 | 2 | 3 | 0 | 24 |
| | Team | | | | | 1 | 2 | 3 | | | | | | | |
| | Totals | | 36-66 | 1-8 | 10-16 | 15 | 32 | 47 | 24 | 83 | 25 | 25 | 8 | 12 | 200 |

FG % 1st Half: 20-31 64.5% 2nd half: 16-35 45.7% Game: 36-66 54.5%
3FG % 1st Half: 0-2 0.0% 2nd half: 1-6 16.7% Game: 1-8 12.5%
FT % 1st Half: 5-7 71.4% 2nd half: 5-9 55.6% Game: 10-16 62.5%

Deadball Rebounds 3

Officials: Beverly Roberts, Mark Zentz, Troy Winders
Technical fouls: Indiana State-None. LSU-None.
Attendance: 6105

| Score by periods | 1st | 2nd | Total |
|---|---|---|---|
| Indiana State | 25 | 41 | **66** |
| LSU | 45 | 38 | **83** |

| Points | In Paint | Off T/O | 2nd Chance | Fast Break | Bench |
|---|---|---|---|---|---|
| INS | 24 | 20 | 8 | 0 | 10 |
| LSU | 54 | 17 | 11 | 8 | 36 |

Last FG - INS 2nd-02:23, LSU 2nd-01:16.
Largest lead - INS None, LSU by 27 2nd-06:23.

Score tied - 1 time.
Lead changed - 0 times.

## Game 9: No. 13 LSU 58, Arkansas-Little Rock 51
## Dec. 15, 2013 • Little Rock, Ark. (Jack Stephens Center)

Official Basketball Box Score -- Game Totals -- Final Statistics
**LSU vs UALR**
12/15/13 2 p.m. at Little Rock, Ark. | Jack Stephens Center

**LSU 58 • 8-1**

| ## | Player | | Total FG-FGA | 3-Ptr FG-FGA | FT-FTA | Rebounds Off | Def | Tot | PF | TP | A | TO | Blk | Stl | Min |
|---|---|---|---|---|---|---|---|---|---|---|---|---|---|---|---|
| 42 | BOYKIN, Sheila | f | 1-3 | 0-0 | 0-0 | 1 | 2 | 3 | 1 | 2 | 1 | 1 | 0 | 0 | 14 |
| 21 | MCKINNEY, Shanece | c | 3-6 | 0-0 | 0-0 | 2 | 3 | 5 | 1 | 6 | 1 | 1 | 1 | 0 | 17 |
| 05 | KENNEY, Jeanne | g | 3-8 | 2-5 | 2-2 | 0 | 3 | 3 | 3 | 10 | 2 | 0 | 0 | 0 | 32 |
| 11 | MONCRIEF, Raigyne | g | 2-9 | 0-0 | 7-8 | 1 | 2 | 3 | 4 | 11 | 2 | 1 | 0 | 0 | 23 |
| 13 | HILL, Rina | g | 0-2 | 0-0 | 2-4 | 1 | 0 | 1 | 4 | 2 | 1 | 3 | 0 | 0 | 27 |
| 04 | PEDERSEN, Anne | | 2-3 | 0-1 | 0-0 | 0 | 2 | 2 | 1 | 4 | 0 | 2 | 0 | 0 | 22 |
| 10 | RHODES, Jasmine | | 0-1 | 0-0 | 2-4 | 2 | 0 | 2 | 3 | 2 | 0 | 1 | 0 | 2 | 22 |
| 24 | HARDEN, DaShawn | | 0-4 | 0-2 | 2-2 | 0 | 0 | 0 | 1 | 2 | 0 | 2 | 0 | 0 | 19 |
| 55 | PLAISANCE, Theresa | | 4-11 | 0-0 | 11-17 | 5 | 10 | 15 | 2 | 19 | 0 | 2 | 0 | 0 | 24 |
| | Team | | | | | 2 | 6 | 8 | | | | 1 | | | |
| | Totals | | 15-47 | 2-8 | 26-37 | 14 | 28 | 42 | 20 | 58 | 7 | 14 | 1 | 2 | 200 |

FG % 1st Half: 7-24 29.2% 2nd half: 8-23 34.8% Game: 15-47 31.9%
3FG % 1st Half: 2-5 40.0% 2nd half: 0-3 0.0% Game: 2-8 25.0%
FT % 1st Half: 8-12 66.7% 2nd half: 18-25 72.0% Game: 26-37 70.3%

Deadball Rebounds 7

**UALR 51 • 4-4**

| ## | Player | | Total FG-FGA | 3-Ptr FG-FGA | FT-FTA | Rebounds Off | Def | Tot | PF | TP | A | TO | Blk | Stl | Min |
|---|---|---|---|---|---|---|---|---|---|---|---|---|---|---|---|
| 04 | Clark, Kiera | f | 7-10 | 2-4 | 1-3 | 0 | 8 | 8 | 4 | 17 | 2 | 3 | 0 | 0 | 40 |
| 20 | James, Shanity | f | 2-8 | 0-2 | 0-2 | 1 | 5 | 6 | 3 | 4 | 1 | 5 | 1 | 3 | 38 |
| 40 | Pratt, Kaitlyn | f | 1-1 | 0-0 | 0-0 | 1 | 1 | 2 | 5 | 2 | 1 | 1 | 0 | 0 | 10 |
| 02 | Ford, Taylor | g | 5-10 | 1-4 | 2-2 | 0 | 3 | 3 | 4 | 13 | 8 | 2 | 0 | 2 | 37 |
| 24 | Gault, Taylor | g | 5-18 | 1-5 | 1-1 | 0 | 0 | 0 | 4 | 12 | 4 | 1 | 0 | 1 | 36 |
| 03 | Jackson, Di'Mond | | 0-1 | 0-0 | 0-0 | 0 | 0 | 0 | 0 | 0 | 0 | 1 | 0 | 0 | 5 |
| 13 | Collins, Sharde' | | 0-1 | 0-0 | 0-0 | 0 | 0 | 0 | 1 | 0 | 0 | 0 | 0 | 0 | 2 |
| 25 | Fohne, Hannah | | 0-1 | 0-0 | 3-4 | 4 | 2 | 6 | 4 | 3 | 0 | 1 | 0 | 0 | 32 |
| | Team | | | | | 0 | 3 | 3 | | | | | | | |
| | Totals | | 20-50 | 4-15 | 7-12 | 6 | 22 | 28 | 25 | 51 | 16 | 14 | 1 | 6 | 200 |

FG % 1st Half: 12-27 44.4% 2nd half: 8-23 34.8% Game: 20-50 40.0%
3FG % 1st Half: 2-8 25.0% 2nd half: 2-7 28.6% Game: 4-15 26.7%
FT % 1st Half: 4-7 57.1% 2nd half: 3-5 60.0% Game: 7-12 58.3%

Deadball Rebounds 1

Officials: Charlie Hust, Meadow Overstreet, Michael Boman
Technical fouls: LSU-None. UALR-None.
Attendance: 2635

| Score by periods | 1st | 2nd | Total |
|---|---|---|---|
| LSU | 24 | 34 | **58** |
| UALR | 30 | 21 | **51** |

| Points | In Paint | Off T/O | 2nd Chance | Fast Break | Bench |
|---|---|---|---|---|---|
| LSU | 16 | 16 | 16 | 0 | 27 |
| UALR | 10 | 8 | 6 | 6 | 3 |

Last FG - LSU 2nd-00:54, UALR 2nd-00:04.
Largest lead - LSU by 13 2nd-04:44, UALR by 10 1st-03:41.

Score tied - 1 time.
Lead changed - 4 times.

## Game 10: No. 12 LSU 69, Florida Gulf Coast 46
## Dec. 17, 2013 • Baton Rouge, La. (Maravich Center)

Official Basketball Box Score -- Game Totals -- Final Statistics
**Florida Gulf Coast vs LSU**
12/17/13 7 p.m. at Maravich Center (Baton Rouge, La.)

**Florida Gulf Coast 46 • 5-4**

| ## | Player | | Total FG-FGA | 3-Ptr FG-FGA | FT-FTA | Rebounds Off | Def | Tot | PF | TP | A | TO | Blk | Stl | Min |
|---|---|---|---|---|---|---|---|---|---|---|---|---|---|---|---|
| 02 | ATWATER, Kaneisha | g | 1-3 | 1-3 | 0-1 | 0 | 1 | 1 | 4 | 3 | 0 | 0 | 0 | 0 | 11 |
| 05 | HANSEN, Sarah | g | 6-7 | 3-3 | 0-0 | 1 | 3 | 4 | 4 | 15 | 1 | 3 | 0 | 3 | 34 |
| 12 | HAAS, Stephanie | g | 2-11 | 1-8 | 0-0 | 0 | 3 | 3 | 3 | 5 | 3 | 2 | 0 | 1 | 31 |
| 14 | KNIGHT, Whitney | g | 3-11 | 2-7 | 0-0 | 0 | 3 | 3 | 1 | 8 | 0 | 4 | 0 | 2 | 26 |
| 22 | COBB, Jenna | g | 1-6 | 1-4 | 0-2 | 1 | 4 | 5 | 1 | 3 | 2 | 2 | 0 | 0 | 27 |
| 00 | DUNSON, DyTiesha | | 0-3 | 0-3 | 0-1 | 0 | 2 | 2 | 2 | 0 | 1 | 1 | 0 | 1 | 19 |
| 03 | MEADOR, Katie | | 1-3 | 1-2 | 0-0 | 2 | 2 | 4 | 2 | 3 | 1 | 0 | 0 | 0 | 12 |
| 04 | MURRELL, Bethany | | 0-0 | 0-0 | 0-0 | 0 | 0 | 0 | 2 | 0 | 1 | 1 | 0 | 0 | 9 |
| 11 | MOORE, Amanda | | 2-2 | 2-2 | 0-0 | 0 | 0 | 0 | 1 | 6 | 0 | 2 | 0 | 0 | 4 |
| 13 | CHATZIGIAKOUMI,Anth | | 0-0 | 0-0 | 0-0 | 1 | 0 | 1 | 0 | 0 | 0 | 1 | 0 | 0 | 2 |
| 21 | GLUESING, Jaime | | 1-4 | 1-4 | 0-0 | 0 | 0 | 0 | 0 | 3 | 1 | 2 | 1 | 1 | 25 |
| | Team | | | | | 1 | 1 | 2 | | | | 3 | | | |
| | Totals | | 17-50 | 12-36 | 0-4 | 6 | 19 | 25 | 20 | 46 | 10 | 21 | 1 | 8 | 200 |

FG % 1st Half: 6-28 21.4% 2nd half: 11-22 50.0% Game: 17-50 34.0%
3FG % 1st Half: 4-22 18.2% 2nd half: 8-14 57.1% Game: 12-36 33.3%
FT % 1st Half: 0-3 0.0% 2nd half: 0-1 0.0% Game: 0-4 0.0%

Deadball Rebounds 0

**LSU 69 • 9-1**

| ## | Player | | Total FG-FGA | 3-Ptr FG-FGA | FT-FTA | Rebounds Off | Def | Tot | PF | TP | A | TO | Blk | Stl | Min |
|---|---|---|---|---|---|---|---|---|---|---|---|---|---|---|---|
| 42 | BOYKIN, Sheila | f | 2-3 | 0-0 | 1-2 | 0 | 2 | 2 | 1 | 5 | 0 | 1 | 0 | 1 | 15 |
| 21 | MCKINNEY, Shanece | c | 1-3 | 0-0 | 2-4 | 3 | 1 | 4 | 0 | 4 | 0 | 1 | 1 | 0 | 20 |
| 05 | KENNEY, Jeanne | g | 2-6 | 0-3 | 4-4 | 0 | 10 | 10 | 3 | 8 | 1 | 2 | 0 | 1 | 26 |
| 11 | MONCRIEF, Raigyne | g | 4-10 | 0-0 | 3-3 | 1 | 3 | 4 | 1 | 11 | 3 | 2 | 0 | 1 | 21 |
| 13 | HILL, Rina | g | 3-6 | 0-0 | 0-0 | 0 | 2 | 2 | 2 | 6 | 4 | 2 | 0 | 2 | 29 |
| 04 | PEDERSEN, Anne | | 2-4 | 1-2 | 0-0 | 1 | 2 | 3 | 1 | 5 | 1 | 1 | 0 | 0 | 18 |
| 10 | RHODES, Jasmine | | 3-6 | 0-0 | 4-4 | 1 | 0 | 1 | 3 | 10 | 0 | 1 | 0 | 4 | 14 |
| 24 | HARDEN, DaShawn | | 3-6 | 1-4 | 0-0 | 0 | 0 | 0 | 2 | 7 | 0 | 2 | 0 | 0 | 16 |
| 32 | BALLARD, Danielle | | 2-6 | 0-0 | 0-0 | 2 | 6 | 8 | 1 | 4 | 3 | 1 | 0 | 2 | 22 |
| 55 | PLAISANCE, Theresa | | 1-6 | 0-1 | 7-8 | 5 | 3 | 8 | 3 | 9 | 0 | 2 | 1 | 0 | 19 |
| | Team | | | | | 2 | 0 | 2 | | | | | | | |
| | Totals | | 23-56 | 2-10 | 21-25 | 15 | 29 | 44 | 17 | 69 | 12 | 15 | 2 | 11 | 200 |

FG % 1st Half: 13-33 39.4% 2nd half: 10-23 43.5% Game: 23-56 41.1%
3FG % 1st Half: 2-6 33.3% 2nd half: 0-4 0.0% Game: 2-10 20.0%
FT % 1st Half: 7-9 77.8% 2nd half: 14-16 87.5% Game: 21-25 84.0%

Deadball Rebounds 3,2

Officials: Lisa Mattingly, Scott Yarbrough, Luis Gonzalez
Technical fouls: Florida Gulf Coast-None. LSU-None.
Attendance: 2190

| Score by periods | 1st | 2nd | Total |
|---|---|---|---|
| Florida Gulf Coast | 16 | 30 | **46** |
| LSU | 35 | 34 | **69** |

| Points | In Paint | Off T/O | 2nd Chance | Fast Break | Bench |
|---|---|---|---|---|---|
| FGCU | 10 | 14 | 5 | 0 | 12 |
| LSU | 24 | 33 | 15 | 4 | 35 |

Last FG - FGCU 2nd-02:28, LSU 2nd-02:40.
Largest lead - FGCU None, LSU by 26 2nd-02:40.

Score tied - 1 time.
Lead changed - 0 times.

## Game 11: NC State 89, No. 12 LSU 79
## Dec. 20, 2013 • Raleigh, N.C. (Reynolds Coliseum)

Official Basketball Box Score -- Game Totals -- Final Statistics
**LSU vs NC State**
12/20/13 7 p.m. at Raleigh, N.C. (Reynolds Coliseum)

**LSU 79 • 9-2**

| ## | Player | | Total FG-FGA | 3-Ptr FG-FGA | FT-FTA | Rebounds Off | Def | Tot | PF | TP | A | TO | Blk | Stl | Min |
|---|---|---|---|---|---|---|---|---|---|---|---|---|---|---|---|
| 42 | BOYKIN, Sheila | f | 2-2 | 0-0 | 0-0 | 1 | 0 | 1 | 3 | 4 | 0 | 2 | 0 | 0 | 14 |
| 21 | MCKINNEY, Shanece | c | 1-1 | 0-0 | 0-0 | 0 | 0 | 0 | 3 | 2 | 0 | 0 | 1 | 2 | 14 |
| 05 | KENNEY, Jeanne | g | 4-9 | 4-7 | 5-6 | 0 | 4 | 4 | 3 | 17 | 5 | 3 | 0 | 4 | 31 |
| 11 | MONCRIEF, Raigyne | g | 4-9 | 0-0 | 1-2 | 3 | 5 | 8 | 3 | 9 | 2 | 4 | 0 | 2 | 26 |
| 13 | HILL, Rina | g | 7-8 | 1-1 | 0-0 | 1 | 0 | 1 | 5 | 15 | 1 | 2 | 0 | 0 | 24 |
| 01 | YOUNGBLOOD, Derreya | | 0-0 | 0-0 | 0-0 | 0 | 0 | 0 | 1 | 0 | 0 | 0 | 0 | 0 | 1 |
| 04 | PEDERSEN, Anne | | 0-0 | 0-0 | 0-0 | 0 | 0 | 0 | 1 | 0 | 0 | 1 | 0 | 0 | 7 |
| 10 | RHODES, Jasmine | | 0-2 | 0-0 | 0-0 | 1 | 0 | 1 | 1 | 0 | 0 | 0 | 0 | 0 | 5 |
| 24 | HARDEN, DaShawn | | 2-6 | 1-2 | 2-5 | 2 | 0 | 2 | 2 | 7 | 0 | 0 | 0 | 1 | 17 |
| 32 | BALLARD, Danielle | | 3-10 | 0-0 | 1-2 | 3 | 5 | 8 | 5 | 7 | 3 | 4 | 1 | 0 | 28 |
| 55 | PLAISANCE, Theresa | | 6-12 | 2-3 | 4-9 | 0 | 4 | 4 | 3 | 18 | 0 | 3 | 1 | 1 | 33 |
| | Team | | | | | 4 | 2 | 6 | | | | | | | |
| | Totals | | 29-59 | 8-13 | 13-24 | 15 | 20 | 35 | 30 | 79 | 11 | 19 | 3 | 10 | 200 |

FG % 1st Half: 13-26 50.0% 2nd half: 16-33 48.5% Game: 29-59 49.2%
3FG % 1st Half: 2-3 66.7% 2nd half: 6-10 60.0% Game: 8-13 61.5%
FT % 1st Half: 6-9 66.7% 2nd half: 7-15 46.7% Game: 13-24 54.2%

Deadball Rebounds 3

**NC State 89 • 11-1**

| ## | Player | | Total FG-FGA | 3-Ptr FG-FGA | FT-FTA | Rebounds Off | Def | Tot | PF | TP | A | TO | Blk | Stl | Min |
|---|---|---|---|---|---|---|---|---|---|---|---|---|---|---|---|
| 01 | M. Goodwin-Coleman | * | 3-10 | 1-8 | 0-0 | 0 | 2 | 2 | 5 | 7 | 7 | 1 | 0 | 2 | 32 |
| 02 | Len'Nique Brown | * | 5-8 | 4-5 | 3-7 | 0 | 6 | 6 | 1 | 17 | 7 | 5 | 0 | 0 | 38 |
| 12 | Krystal Barrett | * | 1-7 | 0-5 | 3-4 | 1 | 2 | 3 | 2 | 5 | 0 | 1 | 0 | 4 | 29 |
| 34 | Markeisha Gatling | * | 11-13 | 0-0 | 3-5 | 6 | 2 | 8 | 5 | 25 | 1 | 2 | 0 | 1 | 22 |
| 44 | Kody Burke | * | 9-15 | 1-3 | 6-8 | 2 | 2 | 4 | 4 | 25 | 3 | 1 | 1 | 0 | 36 |
| 03 | Miah Spencer | | 1-5 | 0-1 | 4-4 | 1 | 4 | 5 | 4 | 6 | 1 | 2 | 0 | 1 | 21 |
| 10 | Ashley Eli | | 0-0 | 0-0 | 0-0 | 0 | 0 | 0 | 0 | 0 | 0 | 0 | 0 | 0 | 1 |
| 11 | Jennifer Mathurin | | 1-1 | 0-0 | 2-3 | 0 | 2 | 2 | 2 | 4 | 0 | 2 | 0 | 1 | 13 |
| 41 | Lakeesa Daniel | | 0-0 | 0-0 | 0-0 | 0 | 0 | 0 | 2 | 0 | 0 | 2 | 1 | 0 | 8 |
| | Team | | | | | 3 | 3 | 6 | | | | 1 | | | |
| | Totals | | 31-59 | 6-22 | 21-31 | 13 | 23 | 36 | 25 | 89 | 19 | 17 | 2 | 9 | 200 |

FG % 1st Half: 17-36 47.2% 2nd half: 14-23 60.9% Game: 31-59 52.5%
3FG % 1st Half: 4-15 26.7% 2nd half: 2-7 28.6% Game: 6-22 27.3%
FT % 1st Half: 5-8 62.5% 2nd half: 16-23 69.6% Game: 21-31 67.7%

Deadball Rebounds 5

Officials: Dee Kantner, Billy Smith, Timothy Bryant
Technical fouls: LSU-None. NC State-None.
Attendance: 2025
Fouled out: NCSU: #34 Gatling, M. at 3:58 in 2nd half
#1 Goodwin-Coleman, M. at 1:18 in 2nd half
LSU: #32 Ballard, D. at 1:42 in 2nd half
#13 Hill, R. at 0:07.7 in 2nd half

| Score by periods | 1st | 2nd | Total |
|---|---|---|---|
| LSU | 34 | 45 | **79** |
| NC State | 43 | 46 | **89** |

| Points | In Paint | Off T/O | 2nd Chance | Fast Break | Bench |
|---|---|---|---|---|---|
| LSU | 22 | 20 | 11 | 22 | 32 |
| ST | 40 | 22 | 19 | 8 | 10 |

Last FG - LSU 2nd-00:13, ST 2nd-00:51.

Score tied - 1 time.

## Game 12: No. 16 LSU 72, Jackson State 45
## Dec. 30, 2013 • Baton Rouge, La. (Maravich Center)

Official Basketball Box Score -- Game Totals -- Final Statistics
**Jackson State vs LSU**
12/30/13 8:07 pm at Baton Rouge, La. (Maravich Center)

**Jackson State 45 • 2-8**

| ## | Player | | Total FG-FGA | 3-Ptr FG-FGA | FT-FTA | Rebounds Off | Def | Tot | PF | TP | A | TO | Blk | Stl | Min |
|---|---|---|---|---|---|---|---|---|---|---|---|---|---|---|---|
| 02 | Hardy-Fuller, Ayanna | f | 2-4 | 0-0 | 0-1 | 0 | 4 | 4 | 5 | 4 | 0 | 3 | 0 | 1 | 22 |
| 32 | Jones, Kameron | c | 4-8 | 0-0 | 2-2 | 2 | 2 | 4 | 3 | 10 | 1 | 0 | 2 | 1 | 33 |
| 00 | Woodson, Radejah | g | 0-2 | 0-1 | 0-0 | 1 | 1 | 2 | 2 | 0 | 0 | 3 | 0 | 0 | 12 |
| 04 | Brothern, Dominique | g | 2-10 | 1-5 | 1-2 | 1 | 1 | 2 | 2 | 6 | 4 | 5 | 0 | 4 | 34 |
| 20 | Robinson, Bridget | g | 0-0 | 0-0 | 0-0 | 0 | 1 | 1 | 1 | 0 | 0 | 3 | 0 | 0 | 8 |
| 01 | Ndongo, Ekwara | | 4-13 | 2-4 | 2-2 | 3 | 1 | 4 | 2 | 12 | 2 | 3 | 1 | 1 | 30 |
| 03 | Lynn, Ayanna | | 3-7 | 1-4 | 0-0 | 2 | 0 | 2 | 1 | 7 | 0 | 5 | 0 | 3 | 30 |
| 11 | Thomas, Deziree | | 0-0 | 0-0 | 0-0 | 0 | 0 | 0 | 0 | 0 | 0 | 0 | 0 | 0 | 2 |
| 22 | Jones, Brittany | | 0-0 | 0-0 | 0-0 | 0 | 0 | 0 | 0 | 0 | 0 | 0 | 0 | 1 | 3 |
| 23 | St. John, Ke'ra | | 2-3 | 0-0 | 2-4 | 0 | 5 | 5 | 5 | 6 | 0 | 0 | 1 | 0 | 21 |
| 24 | Evans, Edneshia | | 0-0 | 0-0 | 0-0 | 0 | 0 | 0 | 0 | 0 | 0 | 2 | 0 | 1 | 5 |
| | Team | | | | | 2 | 3 | 5 | | | | 3 | | | |
| | Totals | | 17-47 | 4-14 | 7-11 | 11 | 18 | 29 | 21 | 45 | 7 | 27 | 4 | 12 | 200 |

FG % 1st Half: 8-20 40.0% 2nd half: 9-27 33.3% Game: 17-47 36.2%
3FG % 1st Half: 1-4 25.0% 2nd half: 3-10 30.0% Game: 4-14 28.6%
FT % 1st Half: 7-10 70.0% 2nd half: 0-1 0.0% Game: 7-11 63.6%

Deadball Rebounds 1

**LSU 72 • 10-2**

| ## | Player | | Total FG-FGA | 3-Ptr FG-FGA | FT-FTA | Rebounds Off | Def | Tot | PF | TP | A | TO | Blk | Stl | Min |
|---|---|---|---|---|---|---|---|---|---|---|---|---|---|---|---|
| 55 | PLAISANCE, Theresa | f | 4-9 | 0-1 | 2-4 | 2 | 4 | 6 | 3 | 10 | 3 | 3 | 1 | 2 | 27 |
| 21 | MCKINNEY, Shanece | c | 2-4 | 0-0 | 4-7 | 1 | 2 | 3 | 2 | 8 | 0 | 0 | 1 | 1 | 18 |
| 05 | KENNEY, Jeanne | g | 7-9 | 6-7 | 2-2 | 0 | 0 | 0 | 1 | 22 | 4 | 3 | 0 | 3 | 24 |
| 11 | MONCRIEF, Raigyne | g | 4-9 | 0-0 | 5-7 | 4 | 0 | 4 | 1 | 13 | 2 | 2 | 2 | 1 | 26 |
| 32 | BALLARD, Danielle | g | 1-3 | 0-0 | 4-4 | 1 | 4 | 5 | 2 | 6 | 5 | 2 | 0 | 2 | 27 |
| 01 | YOUNGBLOOD, Derreya | | 1-3 | 0-0 | 0-0 | 1 | 2 | 3 | 1 | 2 | 1 | 1 | 0 | 2 | 16 |
| 04 | PEDERSEN, Anne | | 0-3 | 0-0 | 0-0 | 2 | 2 | 4 | 0 | 0 | 0 | 2 | 0 | 1 | 14 |
| 10 | RHODES, Jasmine | | 1-3 | 0-1 | 3-6 | 1 | 2 | 3 | 0 | 5 | 0 | 2 | 0 | 0 | 10 |
| 13 | HILL, Rina | | 1-3 | 0-0 | 2-2 | 0 | 0 | 0 | 2 | 4 | 2 | 3 | 0 | 0 | 14 |
| 24 | HARDEN, DaShawn | | 1-5 | 0-2 | 0-0 | 2 | 2 | 4 | 0 | 2 | 1 | 2 | 0 | 1 | 12 |
| 42 | BOYKIN, Sheila | | 0-0 | 0-0 | 0-0 | 1 | 2 | 3 | 1 | 0 | 0 | 1 | 0 | 2 | 12 |
| | Team | | | | | 3 | 2 | 5 | | | | | | | |
| | Totals | | 22-51 | 6-11 | 22-32 | 18 | 22 | 40 | 13 | 72 | 18 | 21 | 4 | 15 | 200 |

FG % 1st Half: 10-28 35.7% 2nd half: 12-23 52.2% Game: 22-51 43.1%
3FG % 1st Half: 4-7 57.1% 2nd half: 2-4 50.0% Game: 6-11 54.5%
FT % 1st Half: 9-13 69.2% 2nd half: 13-19 68.4% Game: 22-32 68.8%

Deadball Rebounds 3

Officials: R: Michael McConnell; U1: Kim Thebo; U2: Melanie Davis
Technical fouls: Jackson State-TEAM. LSU-None.
Attendance: 2801

| Score by periods | 1st | 2nd | Total |
|---|---|---|---|
| Jackson State | 24 | 21 | **45** |
| LSU | 33 | 39 | **72** |

| Points | In Paint | Off T/O | 2nd Chance | Fast Break | Bench |
|---|---|---|---|---|---|
| JSU | 16 | 17 | 7 | 4 | 25 |
| LSU | 20 | 33 | 13 | 4 | 13 |

Last FG - JSU 2nd-04:13, LSU 2nd-01:28.
Largest lead - JSU by 2 1st-06:23, LSU by 27 2nd-01:28.

Score tied - 3 times.
Lead changed - 2 times.

# 2013-14 Box Scores

## Game 13: No. 16 LSU 80, No. 5 Tennessee 77
## Jan. 2, 2014 • Knoxville, Tenn. (Thompson-Boling Arena)

Official Basketball Box Score -- Game Totals -- Final Statistics
**LSU vs Tennessee**
01/02/14 7:00 p.m. at Knoxville, Tenn. (Thompson-Boling Arena)

**LSU 80 • 11-2 (1-0 SEC)**

| ## | Player | | Total FG-FGA | 3-Ptr FG-FGA | FT-FTA | Rebounds Off | Def | Tot | PF | TP | A | TO | Blk | Stl | Min |
|---|---|---|---|---|---|---|---|---|---|---|---|---|---|---|---|
| 55 | PLAISANCE, Theresa | f | 5-11 | 1-1 | 4-4 | 2 | 0 | 2 | 5 | 15 | 0 | 3 | 0 | 2 | 20 |
| 21 | MCKINNEY, Shanece | c | 2-2 | 0-0 | 2-4 | 1 | 4 | 5 | 4 | 6 | 0 | 0 | 3 | 0 | 29 |
| 05 | KENNEY, Jeanne | g | 3-6 | 1-4 | 7-7 | 0 | 3 | 3 | 2 | 14 | 5 | 6 | 0 | 0 | 36 |
| 11 | MONCRIEF, Raigyne | g | 0-2 | 0-0 | 3-4 | 0 | 1 | 1 | 4 | 3 | 2 | 1 | 1 | 1 | 13 |
| 32 | BALLARD, Danielle | g | 11-25 | 0-0 | 3-3 | 5 | 3 | 8 | 3 | 25 | 4 | 0 | 1 | 4 | 34 |
| 01 | YOUNGBLOOD, Derreya | | 0-2 | 0-0 | 0-1 | 2 | 1 | 3 | 1 | 0 | 0 | 0 | 0 | 0 | 8 |
| 04 | PEDERSEN, Anne | | 0-2 | 0-0 | 0-0 | 0 | 2 | 2 | 1 | 0 | 0 | 0 | 0 | 0 | 9 |
| 10 | RHODES, Jasmine | | 0-0 | 0-0 | 0-0 | 0 | 0 | 0 | 0 | 0 | 0 | 0 | 0 | 0 | 2 |
| 13 | HILL, Rina | | 0-1 | 0-0 | 0-0 | 0 | 0 | 0 | 0 | 0 | 1 | 2 | 0 | 0 | 8 |
| 24 | HARDEN, DaShawn | | 5-11 | 4-7 | 3-4 | 1 | 1 | 2 | 3 | 17 | 0 | 1 | 0 | 1 | 28 |
| 42 | BOYKIN, Sheila | | 0-2 | 0-0 | 0-0 | 3 | 0 | 3 | 2 | 0 | 0 | 0 | 0 | 0 | 13 |
| | Team | | | | | 2 | 2 | 4 | | | | 1 | | | |
| | Totals | | 26-64 | 6-12 | 22-27 | 16 | 17 | 33 | 25 | 80 | 12 | 14 | 5 | 8 | 200 |

FG % 1st Half: 15-41 36.6% 2nd half: 11-23 47.8% Game: 26-64 40.6%
3FG % 1st Half: 2-6 33.3% 2nd half: 4-6 66.7% Game: 6-12 50.0%
FT % 1st Half: 8-11 72.7% 2nd half: 14-16 87.5% Game: 22-27 81.5%

Deadball Rebounds 2

**Tennessee 77 • 11-2 (0-1 SEC)**

| ## | Player | | Total FG-FGA | 3-Ptr FG-FGA | FT-FTA | Rebounds Off | Def | Tot | PF | TP | A | TO | Blk | Stl | Min |
|---|---|---|---|---|---|---|---|---|---|---|---|---|---|---|---|
| 12 | Graves,Bashaara | f | 3-5 | 0-0 | 1-1 | 2 | 1 | 3 | 1 | 7 | 0 | 0 | 0 | 1 | 17 |
| 20 | Harrison,Isabelle | c | 7-13 | 0-0 | 12-16 | 3 | 7 | 10 | 3 | 26 | 0 | 5 | 0 | 1 | 30 |
| 05 | Massengale,Ariel | g | 3-12 | 0-3 | 4-6 | 0 | 2 | 2 | 1 | 10 | 12 | 2 | 0 | 3 | 37 |
| 10 | Simmons,Meighan | g | 4-6 | 4-4 | 3-3 | 0 | 1 | 1 | 5 | 15 | 1 | 5 | 0 | 0 | 25 |
| 14 | Carter,Andraya | g | 1-4 | 0-3 | 0-0 | 2 | 1 | 3 | 2 | 2 | 0 | 0 | 1 | 1 | 25 |
| 00 | Reynolds,Jordan | | 0-0 | 0-0 | 0-0 | 0 | 0 | 0 | 1 | 0 | 0 | 1 | 0 | 0 | 4 |
| 02 | Jones,Jasmine | | 3-10 | 0-1 | 2-2 | 7 | 3 | 10 | 2 | 8 | 2 | 4 | 1 | 2 | 21 |
| 11 | Burdick,Cierra | | 0-3 | 0-0 | 0-0 | 2 | 4 | 6 | 2 | 0 | 1 | 2 | 0 | 0 | 19 |
| 21 | Russell,Mercedes | | 4-7 | 0-0 | 1-4 | 3 | 1 | 4 | 1 | 9 | 0 | 0 | 1 | 0 | 22 |
| | Team | | | | | 3 | 5 | 8 | | | | 1 | | | |
| | Totals | | 25-60 | 4-11 | 23-32 | 22 | 25 | 47 | 18 | 77 | 16 | 20 | 3 | 8 | 200 |

FG % 1st Half: 13-27 48.1% 2nd half: 12-33 36.4% Game: 25-60 41.7%
3FG % 1st Half: 4-6 66.7% 2nd half: 0-5 0.0% Game: 4-11 36.4%
FT % 1st Half: 14-16 87.5% 2nd half: 9-16 56.3% Game: 23-32 71.9%

Deadball Rebounds 5

Officials: Mark Zentz, Bryan Enterline, Felicia Grinter
Technical fouls: LSU-None. Tennessee-Simmons,Meighan; TEAM.
Attendance: 14437

| Score by periods | 1st | 2nd | Total |
|---|---|---|---|
| LSU | 40 | 40 | **80** |
| Tennessee | 44 | 33 | **77** |

| Points | In Paint | Off T/O | 2nd Chance | Fast Break | Bench |
|---|---|---|---|---|---|
| LSU | 36 | 18 | 17 | 6 | 17 |
| UT | 36 | 22 | 13 | 4 | 17 |

Last FG - LSU 2nd-05:21, UT 2nd-00:47.
Largest lead - LSU by 16 2nd-04:37, UT by 7 1st-04:45.

Score tied - 3 times.
Lead changed - 4 times.

## Game 14: No. 16 LSU 63, Tulane 35
## Jan. 5, 2014 • New Orleans, La. (Devlin Fieldhouse)

Official Basketball Box Score -- Game Totals -- Final Statistics
**LSU vs Tulane**
01/05/14 2:00 pm at New Orleans, La. (Devlin Fieldhouse)

**LSU 63 • 12-2**

| ## | Player | | Total FG-FGA | 3-Ptr FG-FGA | FT-FTA | Rebounds Off | Def | Tot | PF | TP | A | TO | Blk | Stl | Min |
|---|---|---|---|---|---|---|---|---|---|---|---|---|---|---|---|
| 21 | MCKINNEY, Shanece | f | 0-2 | 0-0 | 2-2 | 1 | 0 | 1 | 2 | 2 | 0 | 1 | 0 | 0 | 17 |
| 55 | PLAISANCE, Theresa | f | 6-12 | 1-2 | 2-2 | 4 | 10 | 14 | 2 | 15 | 0 | 3 | 3 | 3 | 31 |
| 05 | KENNEY, Jeanne | g | 5-11 | 5-10 | 2-2 | 0 | 3 | 3 | 0 | 17 | 5 | 1 | 0 | 0 | 30 |
| 11 | MONCRIEF, Raigyne | g | 2-7 | 0-1 | 0-0 | 0 | 3 | 3 | 1 | 4 | 4 | 1 | 0 | 3 | 26 |
| 32 | BALLARD, Danielle | g | 2-10 | 0-1 | 0-0 | 1 | 4 | 5 | 2 | 4 | 1 | 3 | 0 | 4 | 31 |
| 01 | YOUNGBLOOD, Derreya | | 0-0 | 0-0 | 0-0 | 1 | 1 | 2 | 1 | 0 | 0 | 2 | 0 | 0 | 3 |
| 04 | PEDERSEN, Anne | | 2-2 | 0-0 | 0-0 | 0 | 0 | 0 | 1 | 4 | 2 | 1 | 0 | 0 | 16 |
| 10 | RHODES, Jasmine | | 0-0 | 0-0 | 0-0 | 0 | 1 | 1 | 4 | 0 | 0 | 3 | 0 | 0 | 9 |
| 13 | HILL, Rina | | 1-1 | 0-0 | 2-2 | 0 | 0 | 0 | 3 | 4 | 1 | 1 | 0 | 0 | 12 |
| 24 | HARDEN, DaShawn | | 4-6 | 3-4 | 0-0 | 2 | 2 | 4 | 0 | 11 | 2 | 3 | 0 | 3 | 15 |
| 42 | BOYKIN, Sheila | | 1-1 | 0-0 | 0-0 | 1 | 0 | 1 | 1 | 2 | 0 | 1 | 0 | 1 | 10 |
| | Team | | | | | 0 | 0 | 0 | | | | 2 | | | |
| | Totals | | 23-52 | 9-18 | 8-8 | 10 | 24 | 34 | 17 | 63 | 15 | 22 | 3 | 14 | 200 |

FG % 1st Half: 12-29 41.4% 2nd half: 11-23 47.8% Game: 23-52 44.2%
3FG % 1st Half: 7-14 50.0% 2nd half: 2-4 50.0% Game: 9-18 50.0%
FT % 1st Half: 2-2 100.0 2nd half: 6-6 100.0 Game: 8-8 100.0

Deadball Rebounds 2

**Tulane 35 • 9-4**

| ## | Player | | Total FG-FGA | 3-Ptr FG-FGA | FT-FTA | Rebounds Off | Def | Tot | PF | TP | A | TO | Blk | Stl | Min |
|---|---|---|---|---|---|---|---|---|---|---|---|---|---|---|---|
| 22 | DALE, Tiffany | f | 0-4 | 0-0 | 3-4 | 6 | 3 | 9 | 2 | 3 | 0 | 2 | 2 | 4 | 32 |
| 11 | VORPAHL, Leslie | g | 1-8 | 0-4 | 1-2 | 2 | 3 | 5 | 1 | 3 | 2 | 3 | 0 | 1 | 23 |
| 20 | BLAGG, Danielle | g | 3-13 | 3-6 | 0-0 | 2 | 3 | 5 | 2 | 9 | 0 | 4 | 0 | 2 | 26 |
| 23 | KAPLAN, Jamie | g | 3-15 | 0-7 | 4-4 | 1 | 1 | 2 | 1 | 10 | 4 | 5 | 0 | 0 | 38 |
| 30 | JONES, Tierra | g | 1-2 | 0-0 | 0-2 | 1 | 3 | 4 | 4 | 2 | 0 | 0 | 0 | 3 | 21 |
| 03 | MAGEE, Katye | | 0-0 | 0-0 | 0-0 | 0 | 0 | 0 | 0 | 0 | 0 | 0 | 0 | 0 | 4 |
| 15 | EBOMWONYI, Adesuwa | | 2-6 | 1-2 | 0-0 | 3 | 2 | 5 | 1 | 5 | 2 | 3 | 0 | 1 | 23 |
| 33 | LATHAM, Courtnie | | 0-0 | 0-0 | 0-0 | 0 | 1 | 1 | 0 | 0 | 0 | 4 | 0 | 0 | 12 |
| 45 | DURU, Chinwe | | 1-5 | 0-0 | 1-2 | 1 | 1 | 2 | 3 | 3 | 0 | 2 | 2 | 0 | 21 |
| | Team | | | | | 3 | 0 | 3 | | | | 2 | | | |
| | Totals | | 11-53 | 4-19 | 9-14 | 19 | 17 | 36 | 14 | 35 | 8 | 25 | 4 | 11 | 200 |

FG % 1st Half: 4-25 16.0% 2nd half: 7-28 25.0% Game: 11-53 20.8%
3FG % 1st Half: 1-7 14.3% 2nd half: 3-12 25.0% Game: 4-19 21.1%
FT % 1st Half: 4-6 66.7% 2nd half: 5-8 62.5% Game: 9-14 64.3%

Deadball Rebounds 4

Officials: John Fletcher, Craig Miller, Melanie Davis
Technical fouls: LSU-None. Tulane-None.
Attendance: 2844

| Score by periods | 1st | 2nd | Total |
|---|---|---|---|
| LSU | 33 | 30 | **63** |
| Tulane | 13 | 22 | **35** |

| Points | In Paint | Off T/O | 2nd Chance | Fast Break | Bench |
|---|---|---|---|---|---|
| LSU | 14 | 29 | 6 | 4 | 21 |
| TLN | 8 | 7 | 14 | 2 | 8 |

Last FG - LSU 2nd-01:24, TLN 2nd-00:53.
Largest lead - LSU by 33 2nd-01:58, TLN None.

Score tied - 0 times.
Lead changed - 0 times.

## Game 15: Texas A&M 52, No. 12/13 LSU 48
## Jan. 9, 2014 • Baton Rouge, La. (Maravich Center)

Official Basketball Box Score -- Game Totals -- Final Statistics
**Texas A&M vs LSU**
01/09/14 6:07 p.m. at Baton Rouge, LA (Maravich Center)

**Texas A&M 52 • 12-4 (2-0 SEC)**

| ## | Player | | Total FG-FGA | 3-Ptr FG-FGA | FT-FTA | Rebounds Off | Def | Tot | PF | TP | A | TO | Blk | Stl | Min |
|---|---|---|---|---|---|---|---|---|---|---|---|---|---|---|---|
| 01 | Courtney Williams | f | 6-12 | 0-0 | 5-8 | 2 | 5 | 7 | 5 | 17 | 1 | 4 | 0 | 2 | 29 |
| 35 | Achiri Ade | f | 0-2 | 0-0 | 1-2 | 1 | 5 | 6 | 3 | 1 | 0 | 3 | 0 | 1 | 25 |
| 34 | Karla Gilbert | c | 3-5 | 0-0 | 1-2 | 4 | 3 | 7 | 3 | 7 | 1 | 3 | 1 | 0 | 29 |
| 24 | Jordan Jones | g | 2-9 | 0-2 | 5-6 | 0 | 1 | 1 | 2 | 9 | 4 | 2 | 1 | 1 | 38 |
| 33 | Courtney Walker | g | 4-17 | 0-0 | 4-4 | 4 | 2 | 6 | 2 | 12 | 2 | 3 | 0 | 2 | 32 |
| 11 | Curtyce Knox | | 0-1 | 0-0 | 0-0 | 0 | 1 | 1 | 1 | 0 | 0 | 0 | 0 | 1 | 7 |
| 15 | Tori Scott | | 1-4 | 0-2 | 0-0 | 3 | 3 | 6 | 3 | 2 | 0 | 2 | 1 | 1 | 23 |
| 23 | Rachel Mitchell | | 1-2 | 0-0 | 0-0 | 1 | 5 | 6 | 2 | 2 | 0 | 0 | 4 | 1 | 11 |
| 32 | T. Scott-Williams | | 1-1 | 0-0 | 0-0 | 2 | 0 | 2 | 0 | 2 | 0 | 2 | 0 | 1 | 6 |
| | Team | | | | | 1 | 0 | 1 | | | | 1 | | | |
| | Totals | | 18-53 | 0-4 | 16-22 | 18 | 25 | 43 | 21 | 52 | 8 | 20 | 7 | 10 | 200 |

FG % 1st Half: 11-31 35.5% 2nd half: 7-22 31.8% Game: 18-53 34.0%
3FG % 1st Half: 0-2 0.0% 2nd half: 0-2 0.0% Game: 0-4 0.0%
FT % 1st Half: 1-4 25.0% 2nd half: 15-18 83.3% Game: 16-22 72.7%

Deadball Rebounds 3

**LSU 48 • 12-3 (1-1 SEC)**

| ## | Player | | Total FG-FGA | 3-Ptr FG-FGA | FT-FTA | Rebounds Off | Def | Tot | PF | TP | A | TO | Blk | Stl | Min |
|---|---|---|---|---|---|---|---|---|---|---|---|---|---|---|---|
| 55 | PLAISANCE, Theresa | f | 5-13 | 0-0 | 6-8 | 2 | 5 | 7 | 3 | 16 | 1 | 3 | 1 | 2 | 38 |
| 21 | MCKINNEY, Shanece | c | 1-7 | 0-0 | 0-0 | 1 | 2 | 3 | 1 | 2 | 0 | 0 | 3 | 0 | 29 |
| 05 | KENNEY, Jeanne | g | 3-7 | 2-5 | 2-2 | 0 | 2 | 2 | 4 | 10 | 4 | 5 | 0 | 4 | 25 |
| 11 | MONCRIEF, Raigyne | g | 2-5 | 0-0 | 1-2 | 1 | 0 | 1 | 3 | 5 | 0 | 2 | 0 | 0 | 6 |
| 32 | BALLARD, Danielle | g | 1-7 | 0-0 | 3-4 | 4 | 4 | 8 | 2 | 5 | 1 | 6 | 0 | 1 | 26 |
| 01 | YOUNGBLOOD, Derreya | | 0-3 | 0-0 | 0-0 | 2 | 0 | 2 | 1 | 0 | 0 | 0 | 0 | 0 | 3 |
| 04 | PEDERSEN, Anne | | 1-4 | 0-1 | 0-0 | 2 | 0 | 2 | 2 | 2 | 2 | 0 | 0 | 0 | 19 |
| 10 | RHODES, Jasmine | | 0-0 | 0-0 | 3-5 | 1 | 0 | 1 | 2 | 3 | 1 | 1 | 0 | 1 | 15 |
| 13 | HILL, Rina | | 0-0 | 0-0 | 0-0 | 0 | 0 | 0 | 0 | 0 | 1 | 0 | 0 | 0 | 4 |
| 24 | HARDEN, DaShawn | | 2-11 | 1-3 | 0-0 | 3 | 4 | 7 | 3 | 5 | 0 | 1 | 1 | 1 | 31 |
| 42 | BOYKIN, Sheila | | 0-0 | 0-0 | 0-0 | 1 | 1 | 2 | 0 | 0 | 0 | 0 | 0 | 0 | 4 |
| | Team | | | | | 4 | 2 | 6 | | | | 1 | | | |
| | Totals | | 15-57 | 3-9 | 15-21 | 21 | 20 | 41 | 21 | 48 | 10 | 19 | 5 | 9 | 200 |

FG % 1st Half: 9-33 27.3% 2nd half: 6-24 25.0% Game: 15-57 26.3%
3FG % 1st Half: 2-3 66.7% 2nd half: 1-6 16.7% Game: 3-9 33.3%
FT % 1st Half: 0-0 0.0% 2nd half: 15-21 71.4% Game: 15-21 71.4%

Deadball Rebounds 2

Officials: Lisa Mattingly, Denise Brooks, Eric Koch
Technical fouls: Texas A&M-None. LSU-None.
Attendance: 2786

| Score by periods | 1st | 2nd | Total |
|---|---|---|---|
| Texas A&M | 23 | 29 | **52** |
| LSU | 20 | 28 | **48** |

| Points | In Paint | Off T/O | 2nd Chance | Fast Break | Bench |
|---|---|---|---|---|---|
| TAMU | 26 | 22 | 14 | 8 | 6 |
| LSU | 20 | 17 | 9 | 0 | 10 |

Last FG - TAMU 2nd-00:42, LSU 2nd-00:14.
Largest lead - TAMU by 9 2nd-14:04, LSU by 7 2nd-06:02.

Score tied - 3 times.
Lead changed - 6 times.

## Game 16: No. 12/13 LSU 82, Florida 68
## Jan. 12, 2014 • Baton Rouge, La. (Maravich Center)

Official Basketball Box Score -- Game Totals -- Final Statistics
**Florida vs LSU**
01/12/14 12:02 pm at Baton Rouge, La. (Maravich Center)

**Florida 68 • 13-4 (3-1 SEC)**

| ## | Player | | Total FG-FGA | 3-Ptr FG-FGA | FT-FTA | Rebounds Off | Def | Tot | PF | TP | A | TO | Blk | Stl | Min |
|---|---|---|---|---|---|---|---|---|---|---|---|---|---|---|---|
| 31 | Svete,Lily | f | 0-3 | 0-3 | 1-2 | 1 | 2 | 3 | 3 | 1 | 1 | 2 | 0 | 0 | 19 |
| 03 | Miller,January | g | 0-8 | 0-2 | 1-2 | 0 | 0 | 0 | 4 | 1 | 0 | 3 | 0 | 1 | 19 |
| 10 | Bonds,Jaterra | g | 2-11 | 0-3 | 7-7 | 0 | 1 | 1 | 4 | 11 | 2 | 4 | 0 | 2 | 37 |
| 13 | Peoples,Cassie | g | 6-15 | 0-2 | 10-10 | 0 | 3 | 3 | 1 | 22 | 3 | 3 | 0 | 2 | 38 |
| 22 | Lewis,Kayla | g | 4-9 | 1-2 | 6-6 | 7 | 10 | 17 | 4 | 15 | 0 | 2 | 1 | 1 | 38 |
| 01 | Williams,Ronni | | 0-2 | 0-0 | 1-2 | 0 | 2 | 2 | 5 | 1 | 0 | 2 | 1 | 1 | 14 |
| 04 | Needles,Carlie | | 5-8 | 5-8 | 2-2 | 0 | 1 | 1 | 2 | 17 | 1 | 3 | 0 | 3 | 35 |
| | Team | | | | | 2 | 0 | 2 | | | | | | | |
| | Totals | | 17-56 | 6-20 | 28-31 | 10 | 19 | 29 | 23 | 68 | 7 | 19 | 2 | 10 | 200 |

FG % 1st Half: 6-27 22.2% 2nd half: 11-29 37.9% Game: 17-56 30.4%
3FG % 1st Half: 2-9 22.2% 2nd half: 4-11 36.4% Game: 6-20 30.0%
FT % 1st Half: 11-13 84.6% 2nd half: 17-18 94.4% Game: 28-31 90.3%

Deadball Rebounds 2

**LSU 82 • 13-3 (2-1 SEC)**

| ## | Player | | Total FG-FGA | 3-Ptr FG-FGA | FT-FTA | Rebounds Off | Def | Tot | PF | TP | A | TO | Blk | Stl | Min |
|---|---|---|---|---|---|---|---|---|---|---|---|---|---|---|---|
| 55 | PLAISANCE, Theresa | f | 7-12 | 0-0 | 5-5 | 3 | 1 | 4 | 2 | 19 | 0 | 3 | 1 | 0 | 29 |
| 21 | MCKINNEY, Shanece | c | 5-10 | 0-0 | 0-0 | 4 | 3 | 7 | 1 | 10 | 0 | 0 | 1 | 1 | 21 |
| 05 | KENNEY, Jeanne | g | 2-7 | 1-6 | 4-4 | 1 | 1 | 2 | 3 | 9 | 10 | 3 | 0 | 2 | 26 |
| 11 | MONCRIEF, Raigyne | g | 3-10 | 0-0 | 0-0 | 1 | 8 | 9 | 2 | 6 | 1 | 2 | 0 | 1 | 26 |
| 32 | BALLARD, Danielle | g | 7-15 | 0-0 | 0-0 | 6 | 6 | 12 | 2 | 14 | 5 | 4 | 0 | 2 | 32 |
| 01 | YOUNGBLOOD, Derreya | | 0-0 | 0-0 | 2-4 | 1 | 4 | 5 | 2 | 2 | 0 | 0 | 0 | 0 | 7 |
| 04 | PEDERSEN, Anne | | 0-1 | 0-0 | 1-2 | 1 | 2 | 3 | 4 | 1 | 0 | 1 | 0 | 0 | 12 |
| 10 | RHODES, Jasmine | | 1-1 | 0-0 | 1-2 | 0 | 2 | 2 | 1 | 3 | 0 | 1 | 0 | 0 | 5 |
| 13 | HILL, Rina | | 1-1 | 0-0 | 0-0 | 0 | 0 | 0 | 3 | 2 | 0 | 1 | 0 | 0 | 9 |
| 24 | HARDEN, DaShawn | | 3-7 | 1-2 | 2-2 | 0 | 2 | 2 | 1 | 9 | 0 | 1 | 1 | 1 | 16 |
| 42 | BOYKIN, Sheila | | 3-4 | 0-0 | 1-2 | 1 | 0 | 1 | 2 | 7 | 0 | 3 | 0 | 1 | 17 |
| | Team | | | | | 2 | 1 | 3 | | | | 1 | | | |
| | Totals | | 32-68 | 2-8 | 16-21 | 20 | 30 | 50 | 23 | 82 | 16 | 20 | 3 | 8 | 200 |

FG % 1st Half: 16-32 50.0% 2nd half: 16-36 44.4% Game: 32-68 47.1%
3FG % 1st Half: 2-6 33.3% 2nd half: 0-2 0.0% Game: 2-8 25.0%
FT % 1st Half: 6-8 75.0% 2nd half: 10-13 76.9% Game: 16-21 76.2%

Deadball Rebounds 2

Officials: Sue Blauch, Amy Bonner, Bill Larance
Technical fouls: Florida-None. LSU-None.
Attendance: 3672

| Score by periods | 1st | 2nd | Total |
|---|---|---|---|
| Florida | 25 | 43 | **68** |
| LSU | 40 | 42 | **82** |

| Points | In Paint | Off T/O | 2nd Chance | Fast Break | Bench |
|---|---|---|---|---|---|
| FLORIDA | 12 | 16 | 5 | 0 | 18 |
| LSU | 38 | 22 | 26 | 0 | 24 |

Last FG - FLORIDA 2nd-00:59, LSU 2nd-00:20.
Largest lead - FLORIDA None, LSU by 19 2nd-17:39.

Score tied - 0 times.
Lead changed - 0 times.

## Game 17: No. 14/14 LSU 87, Missouri 68
## Jan. 16, 2014 • Columbia, Mo. (Mizzou Arena)

Official Basketball Box Score -- Game Totals -- Final Statistics
**LSU vs Missouri**
**01/16/14 7 p.m. at Columbia, Mo. (Mizzou Arena)**

**LSU 87 • 14-3 (3-1 SEC)**

| ## | Player | | Total FG-FGA | 3-Ptr FG-FGA | FT-FTA | Rebounds Off | Def | Tot | PF | TP | A | TO | Blk | Stl | Min |
|---|---|---|---|---|---|---|---|---|---|---|---|---|---|---|---|
| 21 | MCKINNEY, Shanece | f | 2-2 | 0-0 | 2-2 | 1 | 2 | 3 | 1 | 6 | 1 | 1 | 1 | 0 | 28 |
| 55 | PLAISANCE, Theresa | f | 6-17 | 2-3 | 1-3 | 5 | 2 | 7 | 0 | 15 | 1 | 1 | 1 | 3 | 26 |
| 05 | KENNEY, Jeanne | g | 7-10 | 6-9 | 10-12 | 0 | 5 | 5 | 1 | 30 | 2 | 2 | 0 | 1 | 28 |
| 11 | MONCRIEF, Raigyne | g | 3-5 | 0-0 | 0-0 | 1 | 1 | 2 | 4 | 6 | 2 | 3 | 0 | 1 | 18 |
| 32 | BALLARD, Danielle | g | 1-4 | 0-0 | 0-1 | 0 | 3 | 3 | 3 | 2 | 1 | 0 | 0 | 0 | 16 |
| 04 | PEDERSEN, Anne | | 4-6 | 3-3 | 2-4 | 1 | 2 | 3 | 1 | 13 | 1 | 4 | 0 | 0 | 23 |
| 10 | RHODES, Jasmine | | 1-2 | 0-0 | 0-0 | 1 | 3 | 4 | 2 | 2 | 1 | 2 | 0 | 1 | 13 |
| 13 | HILL, Rina | | 1-4 | 0-0 | 3-4 | 1 | 0 | 1 | 2 | 5 | 3 | 2 | 0 | 0 | 19 |
| 24 | HARDEN, DaShawn | | 2-5 | 2-4 | 0-0 | 0 | 0 | 0 | 2 | 6 | 4 | 0 | 0 | 1 | 21 |
| 42 | BOYKIN, Sheila | | 1-1 | 0-0 | 0-0 | 1 | 3 | 4 | 3 | 2 | 1 | 0 | 0 | 2 | 8 |
| | Team | | | | | 0 | 4 | 4 | | | | | | | |
| | Totals | | 28-56 | 13-19 | 18-26 | 11 | 25 | 36 | 19 | 87 | 17 | 15 | 2 | 9 | 200 |

FG % 1st Half: 16-34 47.1% 2nd half: 12-22 54.5% Game: 28-56 50.0%
3FG % 1st Half: 8-14 57.1% 2nd half: 5-5 100.0 Game: 13-19 68.4%
FT % 1st Half: 2-3 66.7% 2nd half: 16-23 69.6% Game: 18-26 69.2%

Deadball Rebounds 5

**Missouri 68 • 13-5 (2-3 SEC)**

| ## | Player | | Total FG-FGA | 3-Ptr FG-FGA | FT-FTA | Rebounds Off | Def | Tot | PF | TP | A | TO | Blk | Stl | Min |
|---|---|---|---|---|---|---|---|---|---|---|---|---|---|---|---|
| 13 | Kulas,Bri | f | 10-20 | 5-10 | 5-5 | 1 | 5 | 6 | 4 | 30 | 4 | 4 | 0 | 2 | 38 |
| 22 | Frericks,Jordan | f | 3-7 | 0-0 | 5-6 | 7 | 4 | 11 | 4 | 11 | 1 | 3 | 0 | 1 | 29 |
| 01 | Doty,Lianna | g | 1-4 | 1-2 | 0-2 | 0 | 0 | 0 | 5 | 3 | 7 | 5 | 0 | 1 | 26 |
| 02 | Stock,Morgan | g | 4-12 | 3-9 | 0-0 | 0 | 1 | 1 | 2 | 11 | 2 | 1 | 0 | 1 | 29 |
| 30 | Eye,Morgan | g | 2-5 | 2-5 | 1-3 | 1 | 6 | 7 | 0 | 7 | 1 | 1 | 0 | 0 | 36 |
| 03 | Fowler,Bree | | 1-3 | 0-1 | 0-0 | 1 | 1 | 2 | 3 | 2 | 0 | 0 | 0 | 1 | 7 |
| 10 | Stock,Maddie | | 0-1 | 0-1 | 0-0 | 0 | 0 | 0 | 2 | 0 | 0 | 0 | 0 | 0 | 7 |
| 11 | Cunningham,Lindsey | | 1-3 | 0-0 | 0-0 | 0 | 0 | 0 | 1 | 2 | 1 | 1 | 0 | 0 | 14 |
| 12 | Hudyn,Michelle | | 0-1 | 0-0 | 0-0 | 0 | 0 | 0 | 0 | 0 | 0 | 0 | 0 | 0 | 1 |
| 20 | McDowell,Kayla | | 1-2 | 0-0 | 0-0 | 0 | 1 | 1 | 0 | 2 | 0 | 2 | 0 | 0 | 13 |
| | Team | | | | | 2 | 2 | 4 | | | | | | | |
| | Totals | | 23-58 | 11-28 | 11-16 | 12 | 20 | 32 | 21 | 68 | 16 | 17 | 0 | 6 | 200 |

FG % 1st Half: 15-30 50.0% 2nd half: 8-28 28.6% Game: 23-58 39.7%
3FG % 1st Half: 10-17 58.8% 2nd half: 1-11 9.1% Game: 11-28 39.3%
FT % 1st Half: 0-2 0.0% 2nd half: 11-14 78.6% Game: 11-16 68.8%

Deadball Rebounds 3

Officials: Bob Trammell, Metta Roberts, Brian Garland
Technical fouls: LSU-None. Missouri-None.
Attendance: 2005

| Score by periods | 1st | 2nd | Total |
|---|---|---|---|
| LSU | 42 | 45 | **87** |
| Missouri | 40 | 28 | **68** |

| Points | In Paint | Off T/O | 2nd Chance | Fast Break | Bench |
|---|---|---|---|---|---|
| LSU | 16 | 20 | 11 | 2 | 28 |
| MISSOU | 18 | 12 | 14 | 0 | 6 |

Last FG - LSU 2nd-02:29, MISSOURI 2nd-03:29.
Largest lead - LSU by 19 2nd-01:27, MISSOURI by 10 1st-16:18.

Score tied - 4 times.
Lead changed - 3 times.

## Game 18: No. 24/25 Vanderbilt 79, No. 14/14 LSU 70
## Jan. 19, 2014 • Nashville, Tenn. (Memorial Gym)

Official Basketball Box Score -- Game Totals -- Final Statistics
**LSU vs #24 Vanderbilt**
**01/19/14 1 p.m. at Nashville, Tenn. (Memorial Gym)**

**LSU 70 • 14-4 (3-2 SEC)**

| ## | Player | | Total FG-FGA | 3-Ptr FG-FGA | FT-FTA | Rebounds Off | Def | Tot | PF | TP | A | TO | Blk | Stl | Min |
|---|---|---|---|---|---|---|---|---|---|---|---|---|---|---|---|
| 21 | MCKINNEY, Shanece | f | 3-4 | 0-0 | 0-0 | 0 | 0 | 0 | 2 | 6 | 0 | 0 | 0 | 0 | 18 |
| 55 | PLAISANCE, Theresa | f | 5-13 | 2-4 | 4-4 | 3 | 4 | 7 | 3 | 16 | 0 | 2 | 1 | 0 | 30 |
| 05 | KENNEY, Jeanne | g | 2-10 | 2-5 | 3-4 | 1 | 5 | 6 | 4 | 9 | 3 | 2 | 0 | 0 | 34 |
| 11 | MONCRIEF, Raigyne | g | 4-8 | 0-0 | 1-2 | 2 | 2 | 4 | 1 | 9 | 0 | 3 | 0 | 0 | 20 |
| 32 | BALLARD, Danielle | g | 9-17 | 0-0 | 5-6 | 3 | 4 | 7 | 3 | 23 | 5 | 3 | 0 | 3 | 30 |
| 01 | YOUNGBLOOD, Derreya | | 1-1 | 0-0 | 0-0 | 1 | 0 | 1 | 4 | 2 | 0 | 1 | 0 | 0 | 6 |
| 04 | PEDERSEN, Anne | | 0-2 | 0-1 | 0-0 | 0 | 1 | 1 | 0 | 0 | 0 | 1 | 0 | 0 | 17 |
| 10 | RHODES, Jasmine | | 0-0 | 0-0 | 0-0 | 0 | 0 | 0 | 0 | 0 | 0 | 0 | 0 | 0 | 2 |
| 13 | HILL, Rina | | 1-3 | 0-1 | 0-0 | 0 | 0 | 0 | 4 | 2 | 0 | 2 | 0 | 1 | 18 |
| 24 | HARDEN, DaShawn | | 1-2 | 1-1 | 0-0 | 1 | 0 | 1 | 0 | 3 | 1 | 2 | 0 | 3 | 17 |
| 42 | BOYKIN, Sheila | | 0-0 | 0-0 | 0-0 | 0 | 0 | 0 | 2 | 0 | 0 | 1 | 0 | 0 | 8 |
| | Team | | | | | 1 | 2 | 3 | | | | 1 | | | |
| | Totals | | 26-60 | 5-12 | 13-16 | 12 | 18 | 30 | 23 | 70 | 9 | 18 | 1 | 7 | 200 |

FG % 1st Half: 10-25 40.0% 2nd half: 16-35 45.7% Game: 26-60 43.3%
3FG % 1st Half: 0-4 0.0% 2nd half: 5-8 62.5% Game: 5-12 41.7%
FT % 1st Half: 6-6 100.0 2nd half: 7-10 70.0% Game: 13-16 81.3%

Deadball Rebounds 2

**#24 Vanderbilt 79 • 16-3 (5-1 SEC)**

| ## | Player | | Total FG-FGA | 3-Ptr FG-FGA | FT-FTA | Rebounds Off | Def | Tot | PF | TP | A | TO | Blk | Stl | Min |
|---|---|---|---|---|---|---|---|---|---|---|---|---|---|---|---|
| 03 | Heather Bowe | f | 1-2 | 0-0 | 0-0 | 1 | 1 | 2 | 1 | 2 | 1 | 4 | 0 | 0 | 13 |
| 05 | Kady Schrann | g | 3-6 | 2-2 | 0-0 | 1 | 1 | 2 | 2 | 8 | 2 | 1 | 0 | 1 | 27 |
| 10 | Christina Foggie | g | 7-11 | 2-5 | 3-4 | 0 | 3 | 3 | 4 | 19 | 3 | 3 | 0 | 3 | 38 |
| 11 | Jasmine Lister | g | 6-14 | 3-4 | 10-10 | 0 | 4 | 4 | 1 | 25 | 7 | 3 | 0 | 1 | 40 |
| 25 | Morgan Batey | g | 3-5 | 0-0 | 5-6 | 1 | 3 | 4 | 4 | 11 | 0 | 2 | 0 | 3 | 25 |
| 15 | Jasmine Jenkins | | 2-4 | 0-0 | 0-2 | 0 | 0 | 0 | 1 | 4 | 1 | 2 | 0 | 0 | 15 |
| 22 | Marqu'es Webb | | 1-2 | 0-0 | 0-0 | 1 | 5 | 6 | 1 | 2 | 1 | 2 | 0 | 0 | 16 |
| 23 | Kylee Smith | | 1-2 | 0-0 | 6-8 | 1 | 4 | 5 | 2 | 8 | 2 | 3 | 0 | 0 | 26 |
| | Team | | | | | 1 | 2 | 3 | | | | | | | |
| | Totals | | 24-46 | 7-11 | 24-30 | 6 | 23 | 29 | 16 | 79 | 17 | 20 | 0 | 8 | 200 |

FG % 1st Half: 11-24 45.8% 2nd half: 13-22 59.1% Game: 24-46 52.2%
3FG % 1st Half: 4-7 57.1% 2nd half: 3-4 75.0% Game: 7-11 63.6%
FT % 1st Half: 3-4 75.0% 2nd half: 21-26 80.8% Game: 24-30 80.0%

Deadball Rebounds 4

Officials: Laura C. Morris, Troy Winders, Luis Gonzalez
Technical fouls: LSU-None. #24 Vanderbilt-None.
Attendance: 6020

| Score by periods | 1st | 2nd | Total |
|---|---|---|---|
| LSU | 26 | 44 | **70** |
| #24 Vanderbilt | 29 | 50 | **79** |

| Points | In Paint | Off T/O | 2nd Chance | Fast Break | Bench |
|---|---|---|---|---|---|
| LSU | 36 | 20 | 13 | 7 | 7 |
| VANDY | 28 | 4 | 7 | 4 | 14 |

Last FG - LSU 2nd-00:19, VANDY 2nd-01:18.
Largest lead - LSU by 2 1st-18:58, VANDY by 20 2nd-06:58.

Score tied - 4 times.
Lead changed - 7 times.

## Game 19: No. 15/14 LSU 71, Auburn 60
## Jan. 23, 2014 • Baton Rouge, La. (Maravich Center)

Official Basketball Box Score -- Game Totals -- Final Statistics
**Auburn vs LSU**
**01/23/14 7:07 pm at Baton Rouge, La. (Maravich Center)**

**Auburn 60 • 11-8 (2-4 SEC)**

| ## | Player | | Total FG-FGA | 3-Ptr FG-FGA | FT-FTA | Rebounds Off | Def | Tot | PF | TP | A | TO | Blk | Stl | Min |
|---|---|---|---|---|---|---|---|---|---|---|---|---|---|---|---|
| 32 | Tanner, Tyrese | f | 3-10 | 0-1 | 0-2 | 1 | 7 | 8 | 5 | 6 | 2 | 5 | 4 | 0 | 24 |
| 44 | Tanner, Tra'Cee | f | 3-7 | 0-0 | 2-4 | 3 | 5 | 8 | 5 | 8 | 1 | 4 | 1 | 1 | 18 |
| 34 | Davis, Peyton | c | 3-4 | 0-0 | 2-2 | 0 | 5 | 5 | 4 | 8 | 0 | 1 | 1 | 2 | 27 |
| 01 | Tucker, Meagan | g | 1-4 | 0-1 | 0-4 | 3 | 0 | 3 | 0 | 2 | 4 | 2 | 0 | 1 | 27 |
| 10 | Montgomery, Brandy | g | 9-18 | 2-8 | 2-4 | 1 | 2 | 3 | 1 | 22 | 0 | 2 | 0 | 1 | 37 |
| 13 | Frerking, Katie | | 4-10 | 3-8 | 0-0 | 0 | 5 | 5 | 3 | 11 | 3 | 1 | 0 | 3 | 32 |
| 21 | Brimfield, Melinda | | 0-0 | 0-0 | 0-1 | 0 | 2 | 2 | 2 | 0 | 0 | 0 | 0 | 0 | 5 |
| 22 | Parker, Kiani | | 1-4 | 0-1 | 0-0 | 0 | 1 | 1 | 0 | 2 | 2 | 0 | 0 | 1 | 20 |
| 35 | Capers, Cabriana | | 0-0 | 0-0 | 1-2 | 0 | 0 | 0 | 0 | 1 | 0 | 0 | 0 | 0 | 10 |
| | Team | | | | | 3 | 2 | 5 | | | | 1 | | | |
| | Totals | | 24-57 | 5-19 | 7-19 | 11 | 29 | 40 | 20 | 60 | 12 | 16 | 6 | 9 | 200 |

FG % 1st Half: 15-33 45.5% 2nd half: 9-24 37.5% Game: 24-57 42.1%
3FG % 1st Half: 3-11 27.3% 2nd half: 2-8 25.0% Game: 5-19 26.3%
FT % 1st Half: 3-6 50.0% 2nd half: 4-13 30.8% Game: 7-19 36.8%

Deadball Rebounds 6,1

**LSU 71 • 15-4 (4-2 SEC)**

| ## | Player | | Total FG-FGA | 3-Ptr FG-FGA | FT-FTA | Rebounds Off | Def | Tot | PF | TP | A | TO | Blk | Stl | Min |
|---|---|---|---|---|---|---|---|---|---|---|---|---|---|---|---|
| 55 | PLAISANCE, Theresa | f | 6-13 | 0-3 | 7-9 | 1 | 10 | 11 | 1 | 19 | 1 | 3 | 1 | 1 | 32 |
| 21 | MCKINNEY, Shanece | c | 3-10 | 0-0 | 5-6 | 4 | 1 | 5 | 1 | 11 | 1 | 1 | 3 | 0 | 25 |
| 05 | KENNEY, Jeanne | g | 5-11 | 2-5 | 0-0 | 0 | 1 | 1 | 3 | 12 | 6 | 2 | 0 | 1 | 24 |
| 11 | MONCRIEF, Raigyne | g | 6-11 | 0-0 | 3-4 | 2 | 2 | 4 | 2 | 15 | 2 | 2 | 2 | 1 | 31 |
| 32 | BALLARD, Danielle | g | 0-6 | 0-0 | 0-2 | 1 | 4 | 5 | 0 | 0 | 3 | 1 | 0 | 0 | 31 |
| 01 | YOUNGBLOOD, Derreya | | 0-1 | 0-0 | 1-2 | 1 | 0 | 1 | 0 | 1 | 0 | 0 | 0 | 0 | 4 |
| 04 | PEDERSEN, Anne | | 1-2 | 0-1 | 0-0 | 0 | 3 | 3 | 1 | 2 | 1 | 0 | 0 | 0 | 16 |
| 13 | HILL, Rina | | 3-3 | 0-0 | 0-0 | 0 | 2 | 2 | 1 | 6 | 1 | 0 | 0 | 1 | 12 |
| 24 | HARDEN, DaShawn | | 1-6 | 1-4 | 0-0 | 0 | 0 | 0 | 3 | 3 | 3 | 1 | 0 | 1 | 12 |
| 42 | BOYKIN, Sheila | | 1-3 | 0-0 | 0-0 | 0 | 3 | 3 | 2 | 2 | 0 | 1 | 0 | 1 | 13 |
| | Team | | | | | 4 | 2 | 6 | | | | 1 | | | |
| | Totals | | 26-66 | 3-13 | 16-23 | 13 | 28 | 41 | 14 | 71 | 18 | 12 | 6 | 6 | 200 |

FG % 1st Half: 13-34 38.2% 2nd half: 13-32 40.6% Game: 26-66 39.4%
3FG % 1st Half: 1-4 25.0% 2nd half: 2-9 22.2% Game: 3-13 23.1%
FT % 1st Half: 8-10 80.0% 2nd half: 8-13 61.5% Game: 16-23 69.6%

Deadball Rebounds 4

Officials: R: Gina Cross; U1: Lawson Newton; U2: Angel Stanton
Technical fouls: Auburn-None. LSU-None.
Attendance: 2855

| Score by periods | 1st | 2nd | Total |
|---|---|---|---|
| Auburn | 36 | 24 | **60** |
| LSU | 35 | 36 | **71** |

| Points | In Paint | Off T/O | 2nd Chance | Fast Break | Bench |
|---|---|---|---|---|---|
| AUBURN | 28 | 10 | 6 | 6 | 14 |
| LSU | 26 | 13 | 11 | 2 | 14 |

Last FG - AUBURN 2nd-00:01, LSU 2nd-00:46.
Largest lead - AUBURN by 4 1st-18:27, LSU by 15 2nd-07:03.

Score tied - 5 times.
Lead changed - 9 times.

## Game 20: No. 15/14 LSU 66, Ole MIss 56
## Jan. 26, 2014 • Oxford, Miss. (Tad Smith Coliseum)

Official Basketball Box Score -- Game Totals -- Final Statistics
**LSU vs Ole Miss**
**01/26/14 1:04 p.m. at Oxford, Miss. (Tad Smith Coliseum)**

**LSU 66 • 16-4 (5-2 SEC)**

| ## | Player | | Total FG-FGA | 3-Ptr FG-FGA | FT-FTA | Rebounds Off | Def | Tot | PF | TP | A | TO | Blk | Stl | Min |
|---|---|---|---|---|---|---|---|---|---|---|---|---|---|---|---|
| 21 | MCKINNEY, Shanece | f | 5-7 | 0-0 | 0-2 | 3 | 2 | 5 | 3 | 10 | 0 | 0 | 2 | 0 | 23 |
| 55 | PLAISANCE, Theresa | f | 10-18 | 2-3 | 1-2 | 4 | 6 | 10 | 1 | 23 | 3 | 3 | 1 | 0 | 38 |
| 05 | KENNEY, Jeanne | g | 1-4 | 1-4 | 4-4 | 0 | 5 | 5 | 3 | 7 | 3 | 5 | 0 | 0 | 22 |
| 11 | MONCRIEF, Raigyne | g | 2-5 | 0-0 | 1-2 | 2 | 7 | 9 | 3 | 5 | 2 | 3 | 0 | 5 | 30 |
| 32 | BALLARD, Danielle | g | 6-11 | 0-0 | 0-0 | 2 | 5 | 7 | 2 | 12 | 5 | 5 | 0 | 0 | 33 |
| 01 | YOUNGBLOOD, Derreya | | 0-0 | 0-0 | 0-0 | 0 | 0 | 0 | 1 | 0 | 0 | 0 | 0 | 0 | 4 |
| 04 | PEDERSEN, Anne | | 1-3 | 0-2 | 0-0 | 0 | 0 | 0 | 0 | 2 | 0 | 0 | 0 | 0 | 12 |
| 10 | RHODES, Jasmine | | 0-1 | 0-0 | 0-0 | 0 | 0 | 0 | 1 | 0 | 0 | 1 | 0 | 0 | 3 |
| 13 | HILL, Rina | | 0-3 | 0-0 | 0-0 | 0 | 0 | 0 | 1 | 0 | 0 | 2 | 0 | 0 | 10 |
| 24 | HARDEN, DaShawn | | 1-3 | 1-1 | 0-0 | 1 | 2 | 3 | 0 | 3 | 3 | 1 | 0 | 1 | 11 |
| 42 | BOYKIN, Sheila | | 2-3 | 0-0 | 0-0 | 1 | 1 | 2 | 0 | 4 | 0 | 0 | 1 | 0 | 14 |
| | Team | | | | | 2 | 2 | 4 | | | | | | | |
| | Totals | | 28-58 | 4-10 | 6-10 | 15 | 30 | 45 | 15 | 66 | 16 | 20 | 4 | 6 | 200 |

FG % 1st Half: 15-32 46.9% 2nd half: 13-26 50.0% Game: 28-58 48.3%
3FG % 1st Half: 3-8 37.5% 2nd half: 1-2 50.0% Game: 4-10 40.0%
FT % 1st Half: 0-2 0.0% 2nd half: 6-8 75.0% Game: 6-10 60.0%

Deadball Rebounds 2

**Ole Miss 56 • 10-11 (1-6 SEC)**

| ## | Player | | Total FG-FGA | 3-Ptr FG-FGA | FT-FTA | Rebounds Off | Def | Tot | PF | TP | A | TO | Blk | Stl | Min |
|---|---|---|---|---|---|---|---|---|---|---|---|---|---|---|---|
| 22 | McCray,Danielle | f | 1-1 | 0-0 | 0-0 | 1 | 1 | 2 | 0 | 2 | 0 | 1 | 0 | 0 | 4 |
| 32 | Faleru,Tia | f | 4-10 | 0-1 | 4-5 | 3 | 4 | 7 | 2 | 12 | 0 | 4 | 1 | 3 | 35 |
| 03 | McFarland,Valencia | g | 4-10 | 1-4 | 1-1 | 0 | 2 | 2 | 1 | 10 | 5 | 2 | 0 | 0 | 40 |
| 10 | Moore,Diara | g | 7-15 | 1-2 | 2-2 | 0 | 1 | 1 | 3 | 17 | 4 | 3 | 0 | 2 | 38 |
| 21 | Joseph,Shequila | g | 2-11 | 2-10 | 0-0 | 1 | 4 | 5 | 1 | 6 | 0 | 2 | 0 | 0 | 31 |
| 11 | Jenkins,Kenyotta | | 1-1 | 0-0 | 0-0 | 0 | 0 | 0 | 0 | 2 | 0 | 0 | 0 | 0 | 2 |
| 12 | Frizzell,Gracie | | 1-12 | 1-9 | 2-2 | 0 | 1 | 1 | 4 | 5 | 1 | 2 | 0 | 3 | 37 |
| 20 | Singletary,Amber | | 0-0 | 0-0 | 0-0 | 0 | 0 | 0 | 0 | 0 | 0 | 0 | 0 | 0 | 3 |
| 42 | Jackson,Monique | | 1-1 | 0-0 | 0-1 | 1 | 1 | 2 | 3 | 2 | 1 | 0 | 0 | 1 | 10 |
| | Team | | | | | 6 | 3 | 9 | 1 | | | | | | |
| | Totals | | 21-61 | 5-26 | 9-11 | 12 | 17 | 29 | 15 | 56 | 11 | 14 | 1 | 9 | 200 |

FG % 1st Half: 14-30 46.7% 2nd half: 7-31 22.6% Game: 21-61 34.4%
3FG % 1st Half: 3-11 27.3% 2nd half: 2-15 13.3% Game: 5-26 19.2%
FT % 1st Half: 5-7 71.4% 2nd half: 4-4 100.0 Game: 9-11 81.8%

Deadball Rebounds 0

Officials: R:Beverly Smith,U1:Billy Smith,U2:Jules Gallien
Technical fouls: LSU-None. Ole Miss-TEAM.
Attendance: 737

| Score by periods | 1st | 2nd | Total |
|---|---|---|---|
| LSU | 33 | 33 | **66** |
| Ole Miss | 36 | 20 | **56** |

| Points | In Paint | Off T/O | 2nd Chance | Fast Break | Bench |
|---|---|---|---|---|---|
| LSU | 46 | 14 | 14 | 2 | 9 |
| UM | 28 | 21 | 10 | 10 | 9 |

Last FG - LSU 2nd-01:13, UM 2nd-09:28.
Largest lead - LSU by 11 1st-13:02, UM by 6 2nd-17:59.

Score tied - 4 times.
Lead changed - 4 times.

# 2013-14 Box Scores

## Game 21: No. 14/14 LSU 65, Mississippi State 56
## Jan. 30, 2014 • Baton Rouge, La. (Maravich Center)

Official Basketball Box Score -- Game Totals -- Final Statistics
**Mississippi State vs LSU**
01/30/14 7:07 pm at Baton Rouge, La. (Maravich Center)

**Mississippi State 56 • 15-7 (2-6 SEC)**

| ## | Player | | Total FG-FGA | 3-Ptr FG-FGA | FT-FTA | Rebounds Off | Def | Tot | PF | TP | A | TO | Blk | Stl | Min |
|---|---|---|---|---|---|---|---|---|---|---|---|---|---|---|---|
| 03 | Breanna Richardson | f | 2-6 | 0-2 | 1-2 | 0 | 1 | 1 | 4 | 5 | 0 | 2 | 0 | 0 | 11 |
| 10 | Martha Alwal | c | 4-7 | 0-0 | 0-2 | 3 | 4 | 7 | 1 | 8 | 1 | 1 | 3 | 4 | 40 |
| 00 | Dominique Dillingham | g | 1-10 | 1-7 | 6-6 | 0 | 2 | 2 | 4 | 9 | 2 | 2 | 0 | 1 | 36 |
| 11 | Katia May | g | 5-9 | 2-4 | 0-0 | 0 | 3 | 3 | 4 | 12 | 4 | 8 | 0 | 1 | 31 |
| 51 | Savannah Carter | g | 1-8 | 1-3 | 3-4 | 2 | 4 | 6 | 2 | 6 | 3 | 2 | 0 | 2 | 34 |
| 05 | Sherise Williams | | 1-1 | 0-0 | 2-2 | 1 | 0 | 1 | 0 | 4 | 0 | 0 | 0 | 0 | 2 |
| 13 | Ketara Chapel | | 1-3 | 1-3 | 0-0 | 2 | 0 | 2 | 4 | 3 | 0 | 2 | 0 | 0 | 27 |
| 14 | Kendra Grant | | 1-3 | 0-0 | 3-4 | 2 | 1 | 3 | 2 | 5 | 1 | 0 | 0 | 0 | 10 |
| 21 | Jerica James | | 1-2 | 0-1 | 2-2 | 1 | 0 | 1 | 0 | 4 | 0 | 1 | 0 | 0 | 9 |
| | Team | | | | | 5 | 1 | 6 | | | | 2 | | | |
| | Totals | | 17-49 | 5-20 | 17-22 | 16 | 16 | 32 | 21 | 56 | 11 | 20 | 3 | 8 | 200 |

FG % 1st Half: 8-26 30.8% 2nd half: 9-23 39.1% Game: 17-49 34.7%
3FG % 1st Half: 2-11 18.2% 2nd half: 3-9 33.3% Game: 5-20 25.0%
FT % 1st Half: 8-10 80.0% 2nd half: 9-12 75.0% Game: 17-22 77.3%

Deadball Rebounds 3

**LSU 65 • 17-4 (6-2 SEC)**

| ## | Player | | Total FG-FGA | 3-Ptr FG-FGA | FT-FTA | Rebounds Off | Def | Tot | PF | TP | A | TO | Blk | Stl | Min |
|---|---|---|---|---|---|---|---|---|---|---|---|---|---|---|---|
| 55 | PLAISANCE, Theresa | f | 6-13 | 0-1 | 0-1 | 1 | 5 | 6 | 2 | 12 | 0 | 1 | 4 | 0 | 33 |
| 21 | MCKINNEY, Shanece | c | 7-7 | 0-0 | 5-5 | 4 | 3 | 7 | 3 | 19 | 0 | 2 | 2 | 2 | 30 |
| 05 | KENNEY, Jeanne | g | 4-10 | 2-5 | 3-3 | 0 | 3 | 3 | 3 | 13 | 7 | 4 | 0 | 1 | 38 |
| 11 | MONCRIEF, Raigyne | g | 6-11 | 0-0 | 5-8 | 0 | 3 | 3 | 2 | 17 | 1 | 1 | 0 | 2 | 31 |
| 32 | BALLARD, Danielle | g | 1-4 | 0-0 | 0-0 | 2 | 2 | 4 | 3 | 2 | 2 | 5 | 0 | 1 | 24 |
| 04 | PEDERSEN, Anne | | 0-0 | 0-0 | 0-0 | 0 | 0 | 0 | 1 | 0 | 0 | 2 | 0 | 0 | 7 |
| 13 | HILL, Rina | | 0-0 | 0-0 | 0-0 | 0 | 1 | 1 | 0 | 0 | 0 | 1 | 0 | 0 | 6 |
| 24 | HARDEN, DaShawn | | 1-3 | 0-0 | 0-0 | 2 | 0 | 2 | 2 | 2 | 2 | 2 | 0 | 4 | 17 |
| 42 | BOYKIN, Sheila | | 0-0 | 0-0 | 0-0 | 0 | 1 | 1 | 2 | 0 | 2 | 1 | 0 | 1 | 14 |
| | Team | | | | | 1 | 0 | 1 | | | | | | | |
| | Totals | | 25-48 | 2-6 | 13-17 | 10 | 18 | 28 | 18 | 65 | 14 | 19 | 6 | 11 | 200 |

FG % 1st Half: 8-22 36.4% 2nd half: 17-26 65.4% Game: 25-48 52.1%
3FG % 1st Half: 1-5 20.0% 2nd half: 1-1 100.0 Game: 2-6 33.3%
FT % 1st Half: 4-5 80.0% 2nd half: 9-12 75.0% Game: 13-17 76.5%

Deadball Rebounds 1

Officials: R: Bob Trammell; U1: Mary Day; U2: Luis Gonzalez
Technical fouls: Mississippi State-None. LSU-None.
Attendance: 2587

| Score by periods | 1st | 2nd | Total |
|---|---|---|---|
| Mississippi State | 26 | 30 | **56** |
| LSU | 21 | 44 | **65** |

| Points | In Paint | Off T/O | 2nd Chance | Fast Break | Bench |
|---|---|---|---|---|---|
| MSTATE | 18 | 19 | 12 | 0 | 16 |
| LSU | 38 | 17 | 11 | 6 | 2 |

Last FG - MSTATE 2nd-00:49, LSU 2nd-01:05.
Largest lead - MSTATE by 5 1st-03:54, LSU by 12 2nd-08:23.

Score tied - 5 times.
Lead changed - 7 times.

## Game 22: No. 13/12 Kentucky 63, No. 14/14 LSU 56
## Feb. 2, 2014 • Lexington, Ky. (Memorial Coliseum)

Official Basketball Box Score -- Game Totals -- Final Statistics
**LSU vs #13 Kentucky**
02/02/14 12:05 pm at Lexington, Ky. (Memorial Colisum)

**LSU 56 • 17-5 (6-3 SEC)**

| ## | Player | | Total FG-FGA | 3-Ptr FG-FGA | FT-FTA | Rebounds Off | Def | Tot | PF | TP | A | TO | Blk | Stl | Min |
|---|---|---|---|---|---|---|---|---|---|---|---|---|---|---|---|
| 55 | PLAISANCE, Theresa | f | 5-14 | 1-2 | 2-2 | 3 | 3 | 6 | 4 | 13 | 2 | 1 | 1 | 2 | 28 |
| 21 | MCKINNEY, Shanece | c | 2-6 | 0-0 | 4-4 | 5 | 4 | 9 | 2 | 8 | 0 | 0 | 4 | 1 | 27 |
| 05 | KENNEY, Jeanne | g | 1-8 | 0-5 | 0-0 | 0 | 3 | 3 | 3 | 2 | 0 | 4 | 0 | 0 | 25 |
| 11 | MONCRIEF, Raigyne | g | 7-16 | 0-0 | 5-7 | 2 | 7 | 9 | 4 | 19 | 4 | 3 | 0 | 1 | 35 |
| 32 | BALLARD, Danielle | g | 0-2 | 0-0 | 0-0 | 1 | 2 | 3 | 2 | 0 | 2 | 5 | 0 | 0 | 17 |
| 01 | YOUNGBLOOD, Derreya | | 0-1 | 0-0 | 0-0 | 0 | 0 | 0 | 1 | 0 | 0 | 2 | 0 | 0 | 5 |
| 04 | PEDERSEN, Anne | | 1-5 | 0-1 | 0-0 | 0 | 0 | 0 | 0 | 2 | 0 | 1 | 0 | 0 | 15 |
| 10 | RHODES, Jasmine | | 0-0 | 0-0 | 3-4 | 1 | 1 | 2 | 0 | 3 | 0 | 0 | 0 | 0 | 9 |
| 13 | HILL, Rina | | 0-1 | 0-0 | 0-0 | 0 | 0 | 0 | 0 | 0 | 0 | 0 | 0 | 0 | 5 |
| 24 | HARDEN, DaShawn | | 4-8 | 0-3 | 1-1 | 2 | 3 | 5 | 3 | 9 | 0 | 2 | 0 | 2 | 19 |
| 42 | BOYKIN, Sheila | | 0-1 | 0-0 | 0-0 | 0 | 0 | 0 | 1 | 0 | 0 | 0 | 1 | 0 | 15 |
| | Team | | | | | 2 | 1 | 3 | | | | | | | |
| | Totals | | 20-62 | 1-11 | 15-18 | 16 | 24 | 40 | 20 | 56 | 8 | 18 | 6 | 6 | 200 |

FG % 1st Half: 6-26 23.1% 2nd half: 14-36 38.9% Game: 20-62 32.3%
3FG % 1st Half: 0-5 0.0% 2nd half: 1-6 16.7% Game: 1-11 9.1%
FT % 1st Half: 11-12 91.7% 2nd half: 4-6 66.7% Game: 15-18 83.3%

Deadball Rebounds 2,2

**#13 Kentucky 63 • 17-5 (5-4 SEC)**

| ## | Player | | Total FG-FGA | 3-Ptr FG-FGA | FT-FTA | Rebounds Off | Def | Tot | PF | TP | A | TO | Blk | Stl | Min |
|---|---|---|---|---|---|---|---|---|---|---|---|---|---|---|---|
| 11 | Stallworth, DeNesha | f | 3-7 | 1-1 | 1-3 | 4 | 4 | 8 | 2 | 8 | 0 | 1 | 0 | 1 | 23 |
| 23 | Walker, Samarie | f | 4-9 | 0-0 | 0-0 | 1 | 6 | 7 | 0 | 8 | 2 | 2 | 2 | 1 | 34 |
| 03 | Thompson, Janee | g | 2-8 | 1-3 | 2-2 | 1 | 2 | 3 | 4 | 7 | 1 | 7 | 0 | 3 | 26 |
| 13 | Goss, Bria | g | 2-8 | 1-3 | 6-6 | 0 | 0 | 0 | 0 | 11 | 0 | 1 | 0 | 1 | 26 |
| 32 | Evans, Kastine | g | 2-6 | 1-5 | 1-3 | 0 | 0 | 0 | 3 | 6 | 4 | 2 | 0 | 2 | 28 |
| 00 | O'Neill, Jennifer | | 3-7 | 2-5 | 2-2 | 1 | 2 | 3 | 4 | 10 | 2 | 1 | 0 | 0 | 15 |
| 12 | Sidney, Jelleah | | 1-1 | 0-0 | 0-0 | 0 | 0 | 0 | 2 | 2 | 1 | 0 | 0 | 1 | 5 |
| 15 | Harper, Linnae | | 1-5 | 1-3 | 1-2 | 0 | 1 | 1 | 2 | 4 | 2 | 1 | 0 | 0 | 11 |
| 25 | Epps, Makayla | | 3-5 | 1-2 | 0-0 | 2 | 0 | 2 | 0 | 7 | 0 | 0 | 0 | 0 | 14 |
| 50 | Bishop, Azia | | 0-1 | 0-0 | 0-0 | 1 | 5 | 6 | 2 | 0 | 0 | 1 | 2 | 0 | 18 |
| | Team | | | | | 2 | 4 | 6 | | | | 1 | | | |
| | Totals | | 21-57 | 8-22 | 13-18 | 12 | 24 | 36 | 19 | 63 | 12 | 17 | 4 | 9 | 200 |

FG % 1st Half: 10-29 34.5% 2nd half: 11-28 39.3% Game: 21-57 36.8%
3FG % 1st Half: 6-15 40.0% 2nd half: 2-7 28.6% Game: 8-22 36.4%
FT % 1st Half: 6-6 100.0 2nd half: 7-12 58.3% Game: 13-18 72.2%

Deadball Rebounds 3,3

Officials: Jesse Dickerson, Sue Blauch, Roy Gulbeyan
Technical fouls: LSU-None. #13 Kentucky-None.
Attendance: 6333

| Score by periods | 1st | 2nd | Total |
|---|---|---|---|
| LSU | 23 | 33 | **56** |
| #13 Kentucky | 32 | 31 | **63** |

| Points | In Paint | Off T/O | 2nd Chance | Fast Break | Bench |
|---|---|---|---|---|---|
| LSU | 22 | 15 | 12 | 0 | 14 |
| UK | 20 | 25 | 11 | 4 | 23 |

Last FG - LSU 2nd-00:19, UK 2nd-05:10.

Score tied - 0 times.

## Game 23: No. 16/14 LSU 75, Missouri 58
## Feb. 6, 2014 • Baton Rouge, La. (Maravich Center)

Official Basketball Box Score -- Game Totals -- Final Statistics
**Missouri vs LSU**
02/06/14 7:00 pm at Maravich Center (Baton Rouge, LA)

**Missouri 58 • 14-9 (3-7 SEC)**

| ## | Player | | Total FG-FGA | 3-Ptr FG-FGA | FT-FTA | Rebounds Off | Def | Tot | PF | TP | A | TO | Blk | Stl | Min |
|---|---|---|---|---|---|---|---|---|---|---|---|---|---|---|---|
| 13 | Kulas,Bri | f | 7-19 | 3-10 | 6-8 | 1 | 4 | 5 | 3 | 23 | 1 | 6 | 2 | 1 | 35 |
| 01 | Doty,Lianna | g | 2-2 | 1-1 | 2-3 | 0 | 3 | 3 | 3 | 7 | 6 | 3 | 0 | 0 | 33 |
| 02 | Stock,Morgan | g | 2-5 | 1-4 | 0-0 | 1 | 2 | 3 | 2 | 5 | 1 | 1 | 0 | 1 | 23 |
| 22 | Frericks,Jordan | g | 2-4 | 0-0 | 0-0 | 3 | 6 | 9 | 4 | 4 | 0 | 0 | 0 | 2 | 27 |
| 30 | Eye,Morgan | g | 3-9 | 3-9 | 3-3 | 0 | 2 | 2 | 1 | 12 | 0 | 4 | 0 | 0 | 34 |
| 03 | Fowler,Bree | | 0-0 | 0-0 | 0-2 | 1 | 1 | 2 | 1 | 0 | 0 | 1 | 0 | 0 | 5 |
| 10 | Stock,Maddie | | 1-4 | 0-3 | 0-1 | 0 | 0 | 0 | 0 | 2 | 1 | 0 | 0 | 0 | 10 |
| 11 | Cunningham,Lindsey | | 0-1 | 0-0 | 0-0 | 0 | 0 | 0 | 0 | 0 | 1 | 3 | 0 | 1 | 13 |
| 12 | Hudyn,Michelle | | 0-0 | 0-0 | 0-0 | 0 | 0 | 0 | 0 | 0 | 0 | 0 | 0 | 0 | 2 |
| 20 | McDowell,Kayla | | 2-4 | 1-1 | 0-1 | 2 | 3 | 5 | 2 | 5 | 0 | 2 | 0 | 0 | 16 |
| 24 | Michaelis,Sierra | | 0-1 | 0-0 | 0-0 | 0 | 0 | 0 | 0 | 0 | 0 | 0 | 0 | 0 | 2 |
| | Team | | | | | 4 | 1 | 5 | | | | 1 | | | |
| | Totals | | 19-49 | 9-28 | 11-18 | 12 | 22 | 34 | 16 | 58 | 10 | 21 | 2 | 5 | 200 |

FG % 1st Half: 8-25 32.0% 2nd half: 11-24 45.8% Game: 19-49 38.8%
3FG % 1st Half: 6-17 35.3% 2nd half: 3-11 27.3% Game: 9-28 32.1%
FT % 1st Half: 9-11 81.8% 2nd half: 2-7 28.6% Game: 11-18 61.1%

Deadball Rebounds 3

**LSU 75 • 18-5 (7-3 SEC)**

| ## | Player | | Total FG-FGA | 3-Ptr FG-FGA | FT-FTA | Rebounds Off | Def | Tot | PF | TP | A | TO | Blk | Stl | Min |
|---|---|---|---|---|---|---|---|---|---|---|---|---|---|---|---|
| 55 | PLAISANCE, Theresa | f | 9-17 | 1-3 | 1-1 | 4 | 5 | 9 | 2 | 20 | 1 | 1 | 3 | 0 | 31 |
| 21 | MCKINNEY, Shanece | c | 0-1 | 0-0 | 2-2 | 3 | 0 | 3 | 4 | 2 | 0 | 0 | 0 | 0 | 13 |
| 05 | KENNEY, Jeanne | g | 5-9 | 3-6 | 6-6 | 0 | 4 | 4 | 1 | 19 | 3 | 1 | 0 | 4 | 36 |
| 11 | MONCRIEF, Raigyne | g | 5-8 | 0-0 | 5-5 | 1 | 2 | 3 | 5 | 15 | 0 | 2 | 0 | 4 | 21 |
| 32 | BALLARD, Danielle | g | 4-13 | 0-1 | 0-0 | 1 | 5 | 6 | 0 | 8 | 2 | 2 | 1 | 1 | 30 |
| 01 | YOUNGBLOOD, Derreya | | 1-2 | 0-0 | 0-0 | 0 | 0 | 0 | 2 | 2 | 0 | 0 | 0 | 0 | 7 |
| 04 | PEDERSEN, Anne | | 0-1 | 0-0 | 0-0 | 0 | 1 | 1 | 0 | 0 | 0 | 1 | 0 | 1 | 6 |
| 10 | RHODES, Jasmine | | 0-0 | 0-0 | 0-0 | 0 | 0 | 0 | 0 | 0 | 0 | 0 | 0 | 0 | 1 |
| 13 | HILL, Rina | | 0-1 | 0-0 | 1-2 | 0 | 0 | 0 | 1 | 1 | 1 | 0 | 1 | 0 | 5 |
| 24 | HARDEN, DaShawn | | 2-6 | 0-2 | 4-4 | 1 | 1 | 2 | 2 | 8 | 1 | 2 | 0 | 1 | 29 |
| 42 | BOYKIN, Sheila | | 0-2 | 0-0 | 0-0 | 0 | 1 | 1 | 1 | 0 | 0 | 1 | 0 | 1 | 21 |
| | Team | | | | | 2 | 3 | 5 | | | | | | | |
| | Totals | | 26-60 | 4-12 | 19-20 | 12 | 22 | 34 | 18 | 75 | 8 | 10 | 5 | 12 | 200 |

FG % 1st Half: 16-36 44.4% 2nd half: 10-24 41.7% Game: 26-60 43.3%
3FG % 1st Half: 4-9 44.4% 2nd half: 0-3 0.0% Game: 4-12 33.3%
FT % 1st Half: 2-2 100.0 2nd half: 17-18 94.4% Game: 19-20 95.0%

Deadball Rebounds 1

Officials: Bob Trammell, Michael McConnell, Maj Forsberg
Technical fouls: Missouri-None. LSU-None.
Attendance: 2663

| Score by periods | 1st | 2nd | Total |
|---|---|---|---|
| Missouri | 31 | 27 | **58** |
| LSU | 38 | 37 | **75** |

| Points | In Paint | Off T/O | 2nd Chance | Fast Break | Bench |
|---|---|---|---|---|---|
| MISSOU | 14 | 8 | 5 | 2 | 7 |
| LSU | 28 | 32 | 14 | 2 | 11 |

Last FG - MISSOURI 2nd-01:02, LSU 2nd-03:18.
Largest lead - MISSOURI by 1 1st-19:07, LSU by 20 2nd-10:09.

Score tied - 0 times.
Lead changed - 2 times.

## Game 24: No. 19/18 Texas A&M 72, No. 19/17 LSU 67
## Feb. 9, 2014 • College Station, Texas (Reed Arena)

Official Basketball Box Score -- Game Totals -- Final Statistics
**LSU vs #NR/19 Texas A&M**
02/09/14 1:30 p.m. at College Station, Texas (Reed Arena)

**LSU 67 • 18-6 (7-4 SEC)**

| ## | Player | | Total FG-FGA | 3-Ptr FG-FGA | FT-FTA | Rebounds Off | Def | Tot | PF | TP | A | TO | Blk | Stl | Min |
|---|---|---|---|---|---|---|---|---|---|---|---|---|---|---|---|
| 55 | PLAISANCE, Theresa | f | 4-10 | 0-0 | 4-5 | 2 | 7 | 9 | 2 | 12 | 1 | 4 | 0 | 0 | 35 |
| 21 | MCKINNEY, Shanece | c | 1-5 | 0-0 | 2-4 | 5 | 2 | 7 | 3 | 4 | 0 | 1 | 1 | 0 | 19 |
| 05 | KENNEY, Jeanne | g | 2-9 | 2-5 | 0-0 | 0 | 1 | 1 | 5 | 6 | 2 | 2 | 0 | 0 | 19 |
| 11 | MONCRIEF, Raigyne | g | 6-14 | 0-2 | 3-5 | 4 | 5 | 9 | 3 | 15 | 1 | 4 | 0 | 4 | 38 |
| 32 | BALLARD, Danielle | g | 10-19 | 0-1 | 2-3 | 4 | 5 | 9 | 4 | 22 | 4 | 1 | 0 | 0 | 37 |
| 01 | YOUNGBLOOD, Derreya | | 0-1 | 0-0 | 0-0 | 0 | 0 | 0 | 3 | 0 | 0 | 0 | 0 | 0 | 3 |
| 04 | PEDERSEN, Anne | | 0-1 | 0-1 | 0-0 | 0 | 0 | 0 | 2 | 0 | 0 | 1 | 0 | 0 | 3 |
| 10 | RHODES, Jasmine | | 0-0 | 0-0 | 0-0 | 0 | 0 | 0 | 0 | 0 | 0 | 0 | 0 | 0 | 0+ |
| 13 | HILL, Rina | | 1-2 | 0-0 | 0-0 | 0 | 0 | 0 | 1 | 2 | 0 | 1 | 0 | 0 | 9 |
| 24 | HARDEN, DaShawn | | 1-4 | 0-2 | 0-0 | 1 | 1 | 2 | 4 | 2 | 1 | 0 | 0 | 0 | 17 |
| 42 | BOYKIN, Sheila | | 2-2 | 0-0 | 0-0 | 2 | 1 | 3 | 3 | 4 | 1 | 1 | 0 | 0 | 20 |
| | Team | | | | | 2 | 1 | 3 | | | | | | | |
| | Totals | | 27-67 | 2-11 | 11-17 | 20 | 23 | 43 | 30 | 67 | 10 | 15 | 1 | 4 | 200 |

FG % 1st Half: 11-34 32.4% 2nd half: 16-33 48.5% Game: 27-67 40.3%
3FG % 1st Half: 2-5 40.0% 2nd half: 0-6 0.0% Game: 2-11 18.2%
FT % 1st Half: 0-2 0.0% 2nd half: 11-15 73.3% Game: 11-17 64.7%

Deadball Rebounds 3

**#NR/19 Texas A&M 72 • 18-6 (8-2 SEC)**

| ## | Player | | Total FG-FGA | 3-Ptr FG-FGA | FT-FTA | Rebounds Off | Def | Tot | PF | TP | A | TO | Blk | Stl | Min |
|---|---|---|---|---|---|---|---|---|---|---|---|---|---|---|---|
| 01 | Courtney Williams | f | 5-16 | 0-3 | 6-9 | 1 | 3 | 4 | 4 | 16 | 2 | 1 | 1 | 0 | 40 |
| 35 | Achiri Ade | f | 0-5 | 0-0 | 2-4 | 6 | 1 | 7 | 3 | 2 | 0 | 1 | 0 | 1 | 19 |
| 34 | Karla Gilbert | c | 3-4 | 0-0 | 6-7 | 3 | 4 | 7 | 4 | 12 | 0 | 4 | 3 | 0 | 26 |
| 24 | Jordan Jones | g | 0-1 | 0-0 | 2-2 | 0 | 1 | 1 | 3 | 2 | 9 | 3 | 0 | 1 | 22 |
| 33 | Courtney Walker | g | 10-20 | 0-0 | 2-2 | 3 | 3 | 6 | 2 | 22 | 2 | 2 | 0 | 0 | 40 |
| 11 | Curtyce Knox | | 0-1 | 0-0 | 2-4 | 0 | 4 | 4 | 0 | 2 | 3 | 2 | 0 | 1 | 16 |
| 15 | Tori Scott | | 4-8 | 1-1 | 2-2 | 2 | 4 | 6 | 0 | 11 | 1 | 0 | 1 | 0 | 18 |
| 23 | Rachel Mitchell | | 1-1 | 0-0 | 3-5 | 1 | 2 | 3 | 4 | 5 | 0 | 1 | 0 | 0 | 14 |
| 32 | T. Scott-Williams | | 0-1 | 0-0 | 0-0 | 0 | 0 | 0 | 1 | 0 | 0 | 0 | 0 | 0 | 5 |
| | Team | | | | | 2 | 1 | 3 | | | | | | | |
| | Totals | | 23-57 | 1-4 | 25-35 | 18 | 23 | 41 | 21 | 72 | 17 | 14 | 5 | 3 | 200 |

FG % 1st Half: 12-29 41.4% 2nd half: 11-28 39.3% Game: 23-57 40.4%
3FG % 1st Half: 0-1 0.0% 2nd half: 1-3 33.3% Game: 1-4 25.0%
FT % 1st Half: 1-5 20.0% 2nd half: 24-30 80.0% Game: 25-35 71.4%

Deadball Rebounds 3

Officials: Mark Zentz, Felicia Grinter, Charlie Hurst
Technical fouls: LSU-PEDERSEN, Anne. #NR/19 Texas A&M-Rachel Mitchell.
Attendance: 5926

| Score by periods | 1st | 2nd | Total |
|---|---|---|---|
| LSU | 24 | 43 | **67** |
| #NR/19 Texas A&M | 25 | 47 | **72** |

| Points | In Paint | Off T/O | 2nd Chance | Fast Break | Bench |
|---|---|---|---|---|---|
| LSU | 38 | 11 | 16 | 17 | 8 |
| TAMU | 22 | 20 | 20 | 2 | 18 |

Last FG - LSU 2nd-01:25, TAMU 2nd-00:54.
Largest lead - LSU by 7 1st-08:33, TAMU by 7 2nd-09:45.

Score tied - 2 times.
Lead changed - 1 time.

## Game 25: No. 5/6 South Carolina 73, No. 19/17 LSU 57
## Feb. 16, 2014 • Baton Rouge, La. (Maravich Center)

Official Basketball Box Score -- Game Totals -- Final Statistics
**#5 South Carolina vs LSU**
02/16/14 2:35 pm at Baton Rouge, La. (Maravich Center)

**#5 South Carolina 73 • 23-2 (11-1 SEC)**

| ## | Player | | Total FG-FGA | 3-Ptr FG-FGA | FT-FTA | Rebounds Off | Def | Tot | PF | TP | A | TO | Blk | Stl | Min |
|---|---|---|---|---|---|---|---|---|---|---|---|---|---|---|---|
| 24 | WELCH, Aleighsa | f | 7-11 | 0-0 | 5-6 | 2 | 4 | 6 | 2 | 19 | 1 | 1 | 2 | 1 | 37 |
| 33 | IBIAM, Elem | c | 0-5 | 0-0 | 1-2 | 2 | 5 | 7 | 1 | 1 | 0 | 1 | 1 | 0 | 21 |
| 05 | SESSIONS, Khadijah | g | 2-3 | 1-2 | 4-4 | 0 | 2 | 2 | 1 | 9 | 1 | 0 | 0 | 1 | 28 |
| 25 | MITCHELL, Tiffany | g | 5-7 | 3-3 | 6-6 | 1 | 6 | 7 | 2 | 19 | 7 | 4 | 0 | 0 | 35 |
| 31 | DOZIER, Asia | g | 0-5 | 0-4 | 1-2 | 0 | 1 | 1 | 1 | 1 | 1 | 2 | 1 | 1 | 28 |
| 00 | FARMER, India | | 0-0 | 0-0 | 0-0 | 0 | 0 | 0 | 0 | 0 | 0 | 0 | 0 | 0 | 1 |
| 02 | GAINES, Olivia | | 0-0 | 0-0 | 0-0 | 0 | 0 | 0 | 1 | 0 | 1 | 0 | 0 | 0 | 2 |
| 12 | MONTOUT, Wilka | | 1-1 | 0-0 | 0-0 | 0 | 2 | 2 | 0 | 2 | 0 | 0 | 0 | 0 | 7 |
| 15 | DAVIS, Tiffany | | 1-1 | 0-0 | 1-2 | 0 | 0 | 0 | 0 | 3 | 0 | 0 | 0 | 0 | 5 |
| 21 | MORRISON, LeAnna | | 0-0 | 0-0 | 0-0 | 0 | 0 | 0 | 0 | 0 | 0 | 0 | 0 | 0 | 1 |
| 23 | ROY, Tina | | 2-7 | 2-5 | 0-2 | 0 | 3 | 3 | 1 | 6 | 1 | 0 | 0 | 0 | 18 |
| 41 | COATES, Alaina | | 5-7 | 0-0 | 3-4 | 1 | 7 | 8 | 3 | 13 | 1 | 3 | 0 | 3 | 17 |
| | Team | | | | | 0 | 3 | 3 | | | | 1 | | | |
| | Totals | | 23-47 | 6-14 | 21-28 | 6 | 33 | 39 | 12 | 73 | 13 | 12 | 4 | 6 | 200 |

FG % 1st Half: 12-28 42.9% 2nd half: 11-19 57.9% Game: 23-47 48.9%
3FG % 1st Half: 5-11 45.5% 2nd half: 1-3 33.3% Game: 6-14 42.9%
FT % 1st Half: 3-4 75.0% 2nd half: 18-24 75.0% Game: 21-28 75.0%

Deadball Rebounds 4

**LSU 57 • 18-7 (7-5 SEC)**

| ## | Player | | Total FG-FGA | 3-Ptr FG-FGA | FT-FTA | Rebounds Off | Def | Tot | PF | TP | A | TO | Blk | Stl | Min |
|---|---|---|---|---|---|---|---|---|---|---|---|---|---|---|---|
| 42 | BOYKIN, Sheila | f | 1-3 | 0-0 | 0-0 | 3 | 1 | 4 | 1 | 2 | 1 | 1 | 0 | 0 | 20 |
| 55 | PLAISANCE, Theresa | f | 6-14 | 2-3 | 0-1 | 2 | 4 | 6 | 3 | 14 | 0 | 2 | 1 | 1 | 33 |
| 05 | KENNEY, Jeanne | g | 6-11 | 3-5 | 0-0 | 0 | 3 | 3 | 3 | 15 | 2 | 1 | 0 | 0 | 32 |
| 11 | MONCRIEF, Raigyne | g | 2-11 | 0-0 | 0-0 | 2 | 5 | 7 | 4 | 4 | 4 | 1 | 1 | 0 | 22 |
| 32 | BALLARD, Danielle | g | 5-13 | 0-1 | 0-0 | 2 | 4 | 6 | 2 | 10 | 1 | 2 | 0 | 2 | 32 |
| 01 | YOUNGBLOOD, Derreya | | 0-1 | 0-0 | 0-0 | 3 | 0 | 3 | 2 | 0 | 0 | 1 | 0 | 0 | 5 |
| 04 | PEDERSEN, Anne | | 0-2 | 0-1 | 0-0 | 0 | 1 | 1 | 0 | 0 | 0 | 0 | 1 | 0 | 10 |
| 10 | RHODES, Jasmine | | 0-0 | 0-0 | 0-0 | 0 | 0 | 0 | 0 | 0 | 0 | 0 | 0 | 0 | 1 |
| 13 | HILL, Rina | | 1-2 | 0-0 | 2-2 | 0 | 0 | 0 | 0 | 4 | 0 | 0 | 0 | 0 | 9 |
| 21 | MCKINNEY, Shanece | | 1-4 | 0-0 | 0-0 | 1 | 2 | 3 | 1 | 2 | 0 | 1 | 2 | 0 | 11 |
| 24 | HARDEN, DaShawn | | 3-8 | 0-3 | 0-1 | 0 | 1 | 1 | 4 | 6 | 0 | 0 | 0 | 1 | 25 |
| | Team | | | | | 0 | 0 | 0 | | | | | | | |
| | Totals | | 25-69 | 5-13 | 2-4 | 13 | 21 | 34 | 20 | 57 | 8 | 9 | 5 | 4 | 200 |

FG % 1st Half: 10-35 28.6% 2nd half: 15-34 44.1% Game: 25-69 36.2%
3FG % 1st Half: 2-5 40.0% 2nd half: 3-8 37.5% Game: 5-13 38.5%
FT % 1st Half: 2-2 100.0 2nd half: 0-2 0.0% Game: 2-4 50.0%

Deadball Rebounds 0

Officials: R: Tina Napier; U1: Bryan Enterline; U2: Bruce Morris
Technical fouls: #5 South Carolina-None. LSU-None.
Attendance: 4275

| Score by periods | 1st | 2nd | Total |
|---|---|---|---|
| #5 South Carolina | 32 | 41 | **73** |
| LSU | 24 | 33 | **57** |

| Points | In Paint | Off T/O | 2nd Chance | Fast Break | Bench |
|---|---|---|---|---|---|
| SC | 32 | 16 | 8 | 2 | 24 |
| LSU | 24 | 12 | 8 | 0 | 12 |

Last FG - SC 2nd-00:19, LSU 2nd-00:15.
Largest lead - SC by 18 2nd-01:41, LSU by 4 1st-17:51.

Score tied - 4 times.
Lead changed - 9 times.

## Game 26: Georgia 71, No. 19/18 LSU 67
## Feb. 20, 2014 • Athens, Ga. (Stegeman Coliseum)

Official Basketball Box Score -- Game Totals -- Final Statistics
**LSU vs Georgia**
02/20/14 7:00 PM ET at Athens, Ga. (Stegeman Coliseum)

**LSU 67 • 18-8 (7-6 SEC)**

| ## | Player | | Total FG-FGA | 3-Ptr FG-FGA | FT-FTA | Rebounds Off | Def | Tot | PF | TP | A | TO | Blk | Stl | Min |
|---|---|---|---|---|---|---|---|---|---|---|---|---|---|---|---|
| 42 | BOYKIN, Sheila | f | 0-1 | 0-0 | 0-0 | 1 | 2 | 3 | 4 | 0 | 0 | 1 | 0 | 0 | 22 |
| 55 | PLAISANCE, Theresa | f | 12-20 | 1-4 | 4-5 | 2 | 6 | 8 | 0 | 29 | 0 | 4 | 0 | 2 | 37 |
| 05 | KENNEY, Jeanne | g | 6-11 | 5-9 | 0-0 | 0 | 3 | 3 | 4 | 17 | 5 | 2 | 0 | 0 | 25 |
| 11 | MONCRIEF, Raigyne | g | 3-6 | 0-0 | 2-2 | 4 | 2 | 6 | 2 | 8 | 2 | 4 | 1 | 1 | 33 |
| 32 | BALLARD, Danielle | g | 4-8 | 0-0 | 3-5 | 1 | 5 | 6 | 3 | 11 | 2 | 2 | 0 | 0 | 34 |
| 04 | PEDERSEN, Anne | | 0-0 | 0-0 | 0-0 | 1 | 0 | 1 | 0 | 0 | 0 | 1 | 0 | 0 | 6 |
| 10 | RHODES, Jasmine | | 0-1 | 0-0 | 0-0 | 0 | 0 | 0 | 0 | 0 | 0 | 1 | 0 | 0 | 4 |
| 13 | HILL, Rina | | 0-0 | 0-0 | 0-0 | 0 | 0 | 0 | 1 | 0 | 0 | 0 | 0 | 0 | 7 |
| 21 | MCKINNEY, Shanece | | 0-0 | 0-0 | 0-0 | 0 | 1 | 1 | 2 | 0 | 0 | 2 | 0 | 0 | 9 |
| 24 | HARDEN, DaShawn | | 0-6 | 0-4 | 2-2 | 0 | 1 | 1 | 2 | 2 | 1 | 0 | 0 | 1 | 23 |
| | Team | | | | | 1 | 2 | 3 | | | | | | | |
| | Totals | | 25-53 | 6-17 | 11-14 | 10 | 22 | 32 | 18 | 67 | 10 | 17 | 1 | 4 | 200 |

FG % 1st Half: 10-27 37.0% 2nd half: 15-26 57.7% Game: 25-53 47.2%
3FG % 1st Half: 4-8 50.0% 2nd half: 2-9 22.2% Game: 6-17 35.3%
FT % 1st Half: 3-4 75.0% 2nd half: 8-10 80.0% Game: 11-14 78.6%

Deadball Rebounds 1

**Georgia 71 • 18-8 (6-7 SEC)**

| ## | Player | | Total FG-FGA | 3-Ptr FG-FGA | FT-FTA | Rebounds Off | Def | Tot | PF | TP | A | TO | Blk | Stl | Min |
|---|---|---|---|---|---|---|---|---|---|---|---|---|---|---|---|
| 15 | Krista Donald | f | 4-10 | 1-1 | 2-3 | 2 | 0 | 2 | 3 | 11 | 2 | 2 | 0 | 1 | 34 |
| 13 | Merritt Hempe | c | 3-5 | 0-1 | 0-0 | 0 | 4 | 4 | 5 | 6 | 0 | 2 | 1 | 1 | 22 |
| 01 | Khaalidah Miller | g | 6-10 | 2-5 | 0-0 | 2 | 2 | 4 | 1 | 14 | 0 | 2 | 0 | 1 | 37 |
| 20 | Shacobia Barbee | g | 3-10 | 2-4 | 5-8 | 4 | 5 | 9 | 3 | 13 | 5 | 1 | 0 | 2 | 36 |
| 31 | Erika Ford | g | 7-12 | 0-2 | 6-8 | 0 | 6 | 6 | 1 | 20 | 0 | 1 | 1 | 1 | 30 |
| 03 | Tiaria Griffin | | 1-5 | 1-4 | 0-0 | 0 | 1 | 1 | 0 | 3 | 3 | 2 | 0 | 3 | 15 |
| 21 | Kaelyn Causwell | | 0-0 | 0-0 | 0-0 | 0 | 0 | 0 | 0 | 0 | 0 | 0 | 0 | 1 | 7 |
| 23 | Halle Washington | | 2-2 | 0-0 | 0-0 | 0 | 0 | 0 | 5 | 4 | 1 | 1 | 0 | 1 | 16 |
| 24 | Marjorie Butler | | 0-0 | 0-0 | 0-0 | 0 | 0 | 0 | 1 | 0 | 2 | 1 | 0 | 0 | 3 |
| | Team | | | | | 2 | 2 | 4 | | | | | | | |
| | Totals | | 26-54 | 6-17 | 13-19 | 10 | 20 | 30 | 19 | 71 | 13 | 12 | 2 | 11 | 200 |

FG % 1st Half: 14-29 48.3% 2nd half: 12-25 48.0% Game: 26-54 48.1%
3FG % 1st Half: 5-13 38.5% 2nd half: 1-4 25.0% Game: 6-17 35.3%
FT % 1st Half: 3-4 75.0% 2nd half: 10-15 66.7% Game: 13-19 68.4%

Deadball Rebounds 2

Officials: Lisa Mattingly, Scott Yarbrough, Felicia Grinter
Technical fouls: LSU-None. Georgia-None.
Attendance: 3421

| Score by periods | 1st | 2nd | Total |
|---|---|---|---|
| LSU | 27 | 40 | **67** |
| Georgia | 36 | 35 | **71** |

| Points | In Paint | Off T/O | 2nd Chance | Fast Break | Bench |
|---|---|---|---|---|---|
| LSU | 28 | 12 | 11 | 2 | 2 |
| UGA | 20 | 14 | 8 | 2 | 7 |

Last FG - LSU 2nd-00:24, UGA 2nd-00:40.
Largest lead - LSU by 2 1st-19:45, UGA by 18 1st-09:53.

Score tied - 2 times.
Lead changed - 1 time.

## Game 27: Arkansas 57, No. 19/18 LSU 53
## Feb. 23, 2014 • Baton Rouge, La. (Maravich Center)

Official Basketball Box Score -- Game Totals -- Final Statistics
**Arkansas vs LSU**
02/23/14 1:00 pm at Baton Rouge, La. (Maravich Center)

**Arkansas 57 • 18-9 (5-9 SEC)**

| ## | Player | | Total FG-FGA | 3-Ptr FG-FGA | FT-FTA | Rebounds Off | Def | Tot | PF | TP | A | TO | Blk | Stl | Min |
|---|---|---|---|---|---|---|---|---|---|---|---|---|---|---|---|
| 00 | JACKSON, Jessica | f | 9-19 | 5-9 | 2-3 | 1 | 4 | 5 | 4 | 25 | 0 | 2 | 0 | 0 | 31 |
| 01 | PEAK, Keira | f | 4-13 | 0-1 | 2-4 | 6 | 4 | 10 | 4 | 10 | 4 | 2 | 1 | 4 | 35 |
| 42 | BOWEN, Jhasmin | f | 2-6 | 0-0 | 0-0 | 5 | 1 | 6 | 2 | 4 | 0 | 1 | 0 | 1 | 19 |
| 03 | ADAMS, McKenzie | g | 0-5 | 0-1 | 0-0 | 0 | 0 | 0 | 0 | 0 | 0 | 0 | 0 | 0 | 12 |
| 11 | BERNA, Calli | g | 1-4 | 1-4 | 2-2 | 0 | 3 | 3 | 1 | 5 | 6 | 3 | 0 | 2 | 38 |
| 13 | FAUSSURIER, Ana | | 0-0 | 0-0 | 0-0 | 0 | 1 | 1 | 0 | 0 | 0 | 0 | 0 | 0 | 3 |
| 15 | BROOKS, Kelsey | | 0-5 | 0-5 | 0-1 | 1 | 2 | 3 | 3 | 0 | 1 | 2 | 0 | 0 | 12 |
| 22 | PITTS, Bria | | 3-11 | 3-11 | 0-0 | 0 | 2 | 2 | 1 | 9 | 3 | 0 | 1 | 1 | 22 |
| 25 | BAILEY, Joey | | 0-0 | 0-0 | 0-0 | 0 | 0 | 0 | 1 | 0 | 0 | 1 | 0 | 0 | 2 |
| 33 | WOLFF, Melissa | | 2-6 | 0-0 | 0-0 | 7 | 2 | 9 | 4 | 4 | 1 | 2 | 0 | 3 | 26 |
| | Team | | | | | 3 | 0 | 3 | | | | | | | |
| | Totals | | 21-69 | 9-31 | 6-10 | 23 | 19 | 42 | 20 | 57 | 15 | 13 | 2 | 11 | 200 |

FG % 1st Half: 7-30 23.3% 2nd half: 14-39 35.9% Game: 21-69 30.4%
3FG % 1st Half: 2-12 16.7% 2nd half: 7-19 36.8% Game: 9-31 29.0%
FT % 1st Half: 1-2 50.0% 2nd half: 5-8 62.5% Game: 6-10 60.0%

Deadball Rebounds 2

**LSU 53 • 18-9 (7-7 SEC)**

| ## | Player | | Total FG-FGA | 3-Ptr FG-FGA | FT-FTA | Rebounds Off | Def | Tot | PF | TP | A | TO | Blk | Stl | Min |
|---|---|---|---|---|---|---|---|---|---|---|---|---|---|---|---|
| 42 | BOYKIN, Sheila | f | 1-3 | 0-0 | 2-3 | 5 | 1 | 6 | 2 | 4 | 0 | 1 | 0 | 0 | 23 |
| 55 | PLAISANCE, Theresa | f | 5-14 | 0-2 | 4-4 | 4 | 6 | 10 | 2 | 14 | 1 | 4 | 1 | 0 | 29 |
| 05 | KENNEY, Jeanne | g | 3-7 | 1-5 | 3-4 | 0 | 6 | 6 | 2 | 10 | 2 | 3 | 0 | 1 | 31 |
| 24 | HARDEN, DaShawn | g | 3-8 | 1-3 | 1-2 | 1 | 1 | 2 | 1 | 8 | 2 | 0 | 0 | 2 | 28 |
| 32 | BALLARD, Danielle | g | 2-8 | 0-1 | 1-3 | 2 | 7 | 9 | 1 | 5 | 0 | 5 | 1 | 1 | 29 |
| 01 | YOUNGBLOOD, Derreya | | 0-0 | 0-0 | 0-0 | 0 | 1 | 1 | 2 | 0 | 0 | 1 | 1 | 0 | 7 |
| 04 | PEDERSEN, Anne | | 0-1 | 0-1 | 0-0 | 1 | 1 | 2 | 0 | 0 | 0 | 1 | 0 | 0 | 16 |
| 10 | RHODES, Jasmine | | 1-3 | 0-0 | 1-2 | 1 | 1 | 2 | 0 | 3 | 0 | 2 | 0 | 1 | 10 |
| 13 | HILL, Rina | | 0-2 | 0-1 | 0-0 | 0 | 0 | 0 | 2 | 0 | 2 | 2 | 0 | 0 | 11 |
| 21 | MCKINNEY, Shanece | | 4-6 | 0-0 | 1-3 | 2 | 0 | 2 | 2 | 9 | 0 | 0 | 0 | 0 | 16 |
| | Team | | | | | 2 | 3 | 5 | | | | | | | |
| | Totals | | 19-52 | 2-13 | 13-21 | 18 | 27 | 45 | 14 | 53 | 7 | 19 | 3 | 5 | 200 |

FG % 1st Half: 10-28 35.7% 2nd half: 9-24 37.5% Game: 19-52 36.5%
3FG % 1st Half: 1-7 14.3% 2nd half: 1-6 16.7% Game: 2-13 15.4%
FT % 1st Half: 6-10 60.0% 2nd half: 7-11 63.6% Game: 13-21 61.9%

Deadball Rebounds 4

Officials: Sue Blauch, Brian Hall, Gina Cross
Technical fouls: Arkansas-None. LSU-None.
Attendance: 3155

| Score by periods | 1st | 2nd | Total |
|---|---|---|---|
| Arkansas | 17 | 40 | **57** |
| LSU | 27 | 26 | **53** |

| Points | In Paint | Off T/O | 2nd Chance | Fast Break | Bench |
|---|---|---|---|---|---|
| ARKANS | 18 | 13 | 28 | 0 | 13 |
| LSU | 26 | 13 | 14 | 0 | 12 |

Last FG - ARKANSAS 2nd-01:58, LSU 2nd-00:02.
Largest lead - ARKANSAS by 6 2nd-00:15, LSU by 15 2nd-18:05.

Score tied - 3 times.
Lead changed - 3 times.

## Game 28: No. 10/9 Tennessee 72, RV/No. 23 LSU 67
## Feb. 23, 2014 • Baton Rouge, La. (Maravich Center)

Official Basketball Box Score -- Game Totals -- Final Statistics
**#10 Tennessee vs LSU**
02/27/14 8:05 p.m. at Baton Rouge, La. (Maravich Center)

**#10 Tennessee 72 • 23-5 (12-3 SEC)**

| ## | Player | | Total FG-FGA | 3-Ptr FG-FGA | FT-FTA | Rebounds Off | Def | Tot | PF | TP | A | TO | Blk | Stl | Min |
|---|---|---|---|---|---|---|---|---|---|---|---|---|---|---|---|
| 11 | Burdick,Cierra | f | 7-12 | 1-1 | 7-8 | 2 | 8 | 10 | 4 | 22 | 1 | 2 | 1 | 1 | 37 |
| 12 | Graves,Bashaara | f | 0-3 | 0-0 | 0-0 | 2 | 2 | 4 | 2 | 0 | 0 | 3 | 0 | 0 | 32 |
| 20 | Harrison,Isabelle | c | 4-7 | 0-0 | 3-4 | 3 | 8 | 11 | 4 | 11 | 1 | 5 | 0 | 1 | 25 |
| 10 | Simmons,Meighan | g | 11-18 | 5-8 | 4-6 | 2 | 5 | 7 | 4 | 31 | 1 | 2 | 0 | 1 | 33 |
| 14 | Carter,Andraya | g | 0-5 | 0-2 | 0-1 | 0 | 1 | 1 | 4 | 0 | 3 | 3 | 1 | 1 | 29 |
| 00 | Reynolds,Jordan | | 0-2 | 0-1 | 0-0 | 0 | 1 | 1 | 0 | 0 | 3 | 0 | 0 | 1 | 17 |
| 01 | Moore,Nia | | 0-0 | 0-0 | 0-0 | 0 | 0 | 0 | 1 | 0 | 0 | 0 | 2 | 0 | 4 |
| 02 | Jones,Jasmine | | 2-4 | 0-0 | 2-3 | 1 | 1 | 2 | 2 | 6 | 0 | 2 | 0 | 1 | 14 |
| 21 | Russell,Mercedes | | 0-1 | 0-0 | 2-2 | 1 | 3 | 4 | 3 | 2 | 0 | 4 | 0 | 2 | 9 |
| | Team | | | | | 1 | 2 | 3 | | | | 1 | | | |
| | Totals | | 24-52 | 6-12 | 18-24 | 12 | 31 | 43 | 24 | 72 | 9 | 22 | 4 | 8 | 200 |

FG % 1st Half: 17-34 50.0% 2nd half: 7-18 38.9% Game: 24-52 46.2%
3FG % 1st Half: 4-9 44.4% 2nd half: 2-3 66.7% Game: 6-12 50.0%
FT % 1st Half: 4-5 80.0% 2nd half: 14-19 73.7% Game: 18-24 75.0%

Deadball Rebounds 1

**LSU 67 • 18-10 (7-8 SEC)**

| ## | Player | | Total FG-FGA | 3-Ptr FG-FGA | FT-FTA | Rebounds Off | Def | Tot | PF | TP | A | TO | Blk | Stl | Min |
|---|---|---|---|---|---|---|---|---|---|---|---|---|---|---|---|
| 55 | PLAISANCE, Theresa | f | 6-21 | 3-5 | 5-6 | 2 | 9 | 11 | 2 | 20 | 0 | 3 | 2 | 1 | 40 |
| 21 | MCKINNEY, Shanece | c | 2-3 | 0-0 | 0-0 | 1 | 1 | 2 | 4 | 4 | 1 | 1 | 0 | 0 | 11 |
| 05 | KENNEY, Jeanne | g | 6-14 | 3-8 | 6-6 | 0 | 4 | 4 | 1 | 21 | 3 | 2 | 0 | 5 | 38 |
| 24 | HARDEN, DaShawn | g | 5-10 | 0-2 | 0-0 | 1 | 3 | 4 | 3 | 10 | 1 | 3 | 0 | 1 | 34 |
| 32 | BALLARD, Danielle | g | 1-7 | 0-0 | 1-2 | 2 | 1 | 3 | 3 | 3 | 0 | 2 | 0 | 0 | 18 |
| 04 | PEDERSEN, Anne | | 0-1 | 0-0 | 0-0 | 0 | 0 | 0 | 1 | 0 | 0 | 0 | 0 | 0 | 7 |
| 10 | RHODES, Jasmine | | 0-0 | 0-0 | 0-0 | 0 | 0 | 0 | 0 | 0 | 0 | 0 | 0 | 0 | 2 |
| 11 | MONCRIEF, Raigyne | | 0-2 | 0-0 | 2-4 | 0 | 1 | 1 | 0 | 2 | 2 | 1 | 0 | 0 | 10 |
| 13 | HILL, Rina | | 2-3 | 0-0 | 3-4 | 1 | 2 | 3 | 4 | 7 | 3 | 0 | 0 | 3 | 22 |
| 42 | BOYKIN, Sheila | | 0-0 | 0-0 | 0-0 | 1 | 0 | 1 | 3 | 0 | 0 | 0 | 0 | 0 | 18 |
| | Team | | | | | 2 | 0 | 2 | | | | | | | |
| | Totals | | 22-61 | 6-15 | 17-22 | 10 | 21 | 31 | 21 | 67 | 10 | 12 | 2 | 10 | 200 |

FG % 1st Half: 6-27 22.2% 2nd half: 16-34 47.1% Game: 22-61 36.1%
3FG % 1st Half: 0-4 0.0% 2nd half: 6-11 54.5% Game: 6-15 40.0%
FT % 1st Half: 9-12 75.0% 2nd half: 8-10 80.0% Game: 17-22 77.3%

Deadball Rebounds 3

Officials: Jesse Dickerson; Laura Morris; Carla Fountain
Technical fouls: #10 Tennessee-None. LSU-None.
Attendance: 3374

| Score by periods | 1st | 2nd | Total |
|---|---|---|---|
| #10 Tennessee | 42 | 30 | **72** |
| LSU | 21 | 46 | **67** |

| Points | In Paint | Off T/O | 2nd Chance | Fast Break | Bench |
|---|---|---|---|---|---|
| UT | 22 | 12 | 12 | 2 | 8 |
| LSU | 26 | 16 | 7 | 4 | 9 |

Last FG - UT 2nd-00:57, LSU 2nd-00:10.
Largest lead - UT by 21 1st-06:52, LSU None.

Score tied - 2 times.
Lead changed - 0 times.

# 2013-14 Box Scores

## Game 29: Alabama 78, RV/No. 23 LSU 70
### March 2, 2014 • Tuscaloosa, Ala. (Foster Auditorium)

Official Basketball Box Score -- Game Totals -- Final Statistics
**LSU vs Alabama**
03/02/14 1 p.m. CT at Tuscaloosa, Ala. (Foster Auditorium)

**LSU 60 • 18-11 (7-9 SEC)**

| ## | Player | | Total FG-FGA | 3-Ptr FG-FGA | FT-FTA | Rebounds Off | Def | Tot | PF | TP | A | TO | Blk | Stl | Min |
|---|---|---|---|---|---|---|---|---|---|---|---|---|---|---|---|
| 21 | MCKINNEY, Shanece | f | 1-2 | 0-0 | 0-0 | 1 | 1 | 2 | 5 | 2 | 1 | 1 | 0 | 0 | 19 |
| 55 | PLAISANCE, Theresa | f | 7-17 | 0-5 | 12-14 | 2 | 7 | 9 | 4 | 26 | 1 | 6 | 9 | 2 | 36 |
| 05 | KENNEY, Jeanne | g | 2-8 | 2-8 | 2-2 | 0 | 3 | 3 | 5 | 8 | 1 | 5 | 0 | 0 | 29 |
| 24 | HARDEN, DaShawn | g | 4-10 | 0-3 | 0-2 | 0 | 0 | 0 | 3 | 8 | 1 | 2 | 1 | 2 | 22 |
| 32 | BALLARD, Danielle | g | 0-4 | 0-1 | 4-4 | 2 | 0 | 2 | 4 | 4 | 0 | 2 | 0 | 3 | 26 |
| 01 | YOUNGBLOOD, Derreya | | 0-0 | 0-0 | 0-0 | 0 | 1 | 1 | 0 | 0 | 0 | 0 | 0 | 0 | 2 |
| 04 | PEDERSEN, Anne | | 1-3 | 0-1 | 0-0 | 0 | 1 | 1 | 2 | 2 | 0 | 0 | 1 | 0 | 9 |
| 10 | RHODES, Jasmine | | 0-1 | 0-0 | 0-0 | 1 | 0 | 1 | 0 | 0 | 0 | 1 | 0 | 0 | 4 |
| 11 | MONCRIEF, Raigyne | | 1-2 | 0-1 | 2-2 | 1 | 3 | 4 | 3 | 4 | 0 | 4 | 0 | 1 | 19 |
| 13 | HILL, Rina | | 2-4 | 0-0 | 0-0 | 0 | 4 | 4 | 2 | 4 | 0 | 3 | 0 | 0 | 20 |
| 42 | BOYKIN, Sheila | | 1-3 | 0-0 | 0-1 | 2 | 2 | 4 | 2 | 2 | 2 | 0 | 0 | 0 | 14 |
| | Team | | | | | 3 | 3 | 6 | | | | | | | |
| | Totals | | 19-54 | 2-19 | 20-25 | 12 | 25 | 37 | 30 | 60 | 6 | 24 | 11 | 8 | 200 |

FG % 1st Half: 9-21 42.9% 2nd half: 10-33 30.3% Game: 19-54 35.2%
3FG % 1st Half: 2-8 25.0% 2nd half: 0-11 0.0% Game: 2-19 10.5%
FT % 1st Half: 14-14 100.0 2nd half: 6-11 54.5% Game: 20-25 80.0%

Deadball Rebounds
2

**Alabama 78 • 14-15 (7-9 SEC)**

| ## | Player | | Total FG-FGA | 3-Ptr FG-FGA | FT-FTA | Rebounds Off | Def | Tot | PF | TP | A | TO | Blk | Stl | Min |
|---|---|---|---|---|---|---|---|---|---|---|---|---|---|---|---|
| 13 | Hegstetter, Nikki | f | 1-2 | 0-0 | 4-6 | 0 | 4 | 4 | 5 | 6 | 1 | 0 | 0 | 0 | 17 |
| 20 | Williams, Ashley | f | 2-15 | 0-0 | 10-16 | 5 | 5 | 10 | 2 | 14 | 0 | 6 | 0 | 1 | 35 |
| 00 | Simmons, Daisha | g | 4-12 | 2-3 | 4-4 | 1 | 6 | 7 | 3 | 14 | 4 | 3 | 0 | 4 | 38 |
| 12 | Myers, Shafontaye | g | 3-9 | 1-2 | 8-12 | 0 | 0 | 0 | 4 | 15 | 1 | 0 | 0 | 2 | 22 |
| 33 | Rivers, Sharin | g | 4-8 | 3-7 | 1-2 | 0 | 0 | 0 | 1 | 12 | 0 | 1 | 0 | 4 | 38 |
| 03 | Carter, Khadijah | | 0-1 | 0-1 | 0-0 | 0 | 0 | 0 | 0 | 0 | 0 | 0 | 0 | 0 | 5 |
| 25 | Hutchen, Briana | | 2-3 | 0-0 | 3-4 | 1 | 3 | 4 | 3 | 7 | 0 | 3 | 0 | 0 | 16 |
| 32 | Jack, Brittany | | 2-2 | 2-2 | 3-4 | 0 | 0 | 0 | 0 | 9 | 0 | 1 | 0 | 1 | 16 |
| 34 | Hamilton, Oceana | | 0-0 | 0-0 | 1-2 | 1 | 2 | 3 | 2 | 1 | 0 | 3 | 1 | 0 | 13 |
| | Team | | | | | 7 | 6 | 13 | | | | 1 | | | |
| | Totals | | 18-52 | 8-15 | 34-50 | 15 | 26 | 41 | 20 | 78 | 6 | 18 | 1 | 12 | 200 |

FG % 1st Half: 13-29 44.8% 2nd half: 5-23 21.7% Game: 18-52 34.6%
3FG % 1st Half: 6-10 60.0% 2nd half: 2-5 40.0% Game: 8-15 53.3%
FT % 1st Half: 7-10 70.0% 2nd half: 27-40 67.5% Game: 34-50 68.0%

Deadball Rebounds
10

Officials: Roy Gulbeyan, Jennifer Rezac, Charlie Hust
Technical fouls: LSU-BALLARD, Danielle. Alabama-None.
Attendance: 2536

| Score by periods | 1st | 2nd | Total |
|---|---|---|---|
| LSU | 34 | 26 | **60** |
| Alabama | 39 | 39 | **78** |

| Points | In Paint | Off T/O | 2nd Chance | Fast Break | Bench |
|---|---|---|---|---|---|
| LSU | 18 | 23 | 10 | 4 | 12 |
| UA | 12 | 21 | 9 | 6 | 17 |

Last FG - LSU 2nd-00:28, UA 2nd-02:19.
Largest lead - LSU by 4 1st-15:35, UA by 22 2nd-04:55.

Score tied - 4 times.
Lead changed - 5 times.

## Game 30: RV/RV LSU 78, Alabama 65 • SEC Tournament
### March 6, 2014 • Duluth, Ga. (The Arena at Gwinnett Center)

Official Basketball Box Score -- Game Totals -- Final Statistics
**LSU vs Alabama**
03/06/14 6:05 pm at Duluth, Ga. (Arena at Gwinnett Center)

**LSU 78 • 19-11**

| ## | Player | | Total FG-FGA | 3-Ptr FG-FGA | FT-FTA | Rebounds Off | Def | Tot | PF | TP | A | TO | Blk | Stl | Min |
|---|---|---|---|---|---|---|---|---|---|---|---|---|---|---|---|
| 21 | MCKINNEY, Shanece | f | 8-9 | 0-0 | 2-2 | 4 | 6 | 10 | 3 | 18 | 0 | 1 | 4 | 1 | 27 |
| 55 | PLAISANCE, Theresa | f | 6-13 | 0-1 | 0-0 | 2 | 10 | 12 | 3 | 12 | 2 | 1 | 3 | 2 | 34 |
| 05 | KENNEY, Jeanne | g | 6-11 | 2-5 | 2-2 | 0 | 2 | 2 | 4 | 16 | 4 | 1 | 0 | 3 | 27 |
| 24 | HARDEN, DaShawn | g | 1-11 | 0-5 | 1-1 | 1 | 0 | 1 | 2 | 3 | 3 | 2 | 0 | 2 | 23 |
| 32 | BALLARD, Danielle | g | 7-10 | 0-1 | 4-5 | 3 | 4 | 7 | 0 | 18 | 4 | 6 | 0 | 0 | 35 |
| 04 | PEDERSEN, Anne | | 2-4 | 1-1 | 2-2 | 0 | 1 | 1 | 2 | 7 | 0 | 0 | 0 | 0 | 20 |
| 10 | RHODES, Jasmine | | 0-0 | 0-0 | 0-0 | 0 | 0 | 0 | 1 | 0 | 0 | 0 | 0 | 0 | 2 |
| 11 | MONCRIEF, Raigyne | | 2-5 | 0-0 | 0-0 | 0 | 2 | 2 | 5 | 4 | 2 | 2 | 1 | 2 | 14 |
| 13 | HILL, Rina | | 0-0 | 0-0 | 0-0 | 0 | 1 | 1 | 2 | 0 | 0 | 2 | 0 | 0 | 14 |
| 42 | BOYKIN, Sheila | | 0-0 | 0-0 | 0-0 | 0 | 0 | 0 | 0 | 0 | 0 | 0 | 0 | 0 | 4 |
| | Team | | | | | 0 | 1 | 1 | | | | | | | |
| | Totals | | 32-63 | 3-13 | 11-12 | 10 | 27 | 37 | 22 | 78 | 15 | 15 | 8 | 10 | 200 |

FG % 1st Half: 16-26 61.5% 2nd half: 16-37 43.2% Game: 32-63 50.8%
3FG % 1st Half: 1-5 20.0% 2nd half: 2-8 25.0% Game: 3-13 23.1%
FT % 1st Half: 1-1 100.0 2nd half: 10-11 90.9% Game: 11-12 91.7%

Deadball Rebounds
1

**Alabama 65 • 14-16**

| ## | Player | | Total FG-FGA | 3-Ptr FG-FGA | FT-FTA | Rebounds Off | Def | Tot | PF | TP | A | TO | Blk | Stl | Min |
|---|---|---|---|---|---|---|---|---|---|---|---|---|---|---|---|
| 13 | Hegstetter, Nikki | f | 3-10 | 0-1 | 0-1 | 1 | 1 | 2 | 2 | 6 | 0 | 3 | 1 | 0 | 30 |
| 20 | Williams, Ashley | f | 1-5 | 0-0 | 3-8 | 6 | 4 | 10 | 3 | 5 | 0 | 4 | 0 | 1 | 27 |
| 00 | Simmons, Daisha | g | 8-23 | 2-6 | 0-0 | 4 | 3 | 7 | 2 | 18 | 4 | 5 | 0 | 1 | 38 |
| 12 | Myers, Shafontaye | g | 8-15 | 6-11 | 5-6 | 3 | 3 | 6 | 3 | 27 | 2 | 1 | 0 | 2 | 38 |
| 33 | Rivers, Sharin | g | 1-4 | 0-3 | 1-1 | 0 | 2 | 2 | 3 | 3 | 1 | 1 | 0 | 4 | 30 |
| 03 | Carter, Khadijah | | 0-1 | 0-1 | 0-0 | 0 | 0 | 0 | 1 | 0 | 1 | 1 | 0 | 0 | 6 |
| 25 | Hutchen, Briana | | 1-5 | 0-0 | 1-2 | 2 | 3 | 5 | 1 | 3 | 2 | 2 | 0 | 2 | 17 |
| 32 | Jack, Brittany | | 1-1 | 1-1 | 0-0 | 0 | 0 | 0 | 1 | 3 | 0 | 1 | 0 | 0 | 8 |
| 34 | Hamilton, Oceana | | 0-1 | 0-0 | 0-0 | 2 | 0 | 2 | 0 | 0 | 0 | 0 | 0 | 0 | 6 |
| | Team | | | | | 1 | 2 | 3 | | | | 2 | | | |
| | Totals | | 23-65 | 9-23 | 10-18 | 19 | 18 | 37 | 16 | 65 | 10 | 20 | 1 | 10 | 200 |

FG % 1st Half: 8-28 28.6% 2nd half: 15-37 40.5% Game: 23-65 35.4%
3FG % 1st Half: 4-11 36.4% 2nd half: 5-12 41.7% Game: 9-23 39.1%
FT % 1st Half: 7-8 87.5% 2nd half: 3-10 30.0% Game: 10-18 55.6%

Deadball Rebounds
4,3

Officials: Lisa Mattingly, Scott Yarbrough, Eric Brewton
Technical fouls: LSU-None. Alabama-None.
Attendance:
Alt-Frank Steratore

| Score by periods | 1st | 2nd | Total |
|---|---|---|---|
| LSU | 34 | 44 | **78** |
| Alabama | 27 | 38 | **65** |

| Points | In Paint | Off T/O | 2nd Chance | Fast Break | Bench |
|---|---|---|---|---|---|
| LSU | 34 | 19 | 13 | 2 | 11 |
| UA | 22 | 15 | 12 | 2 | 6 |

Last FG - LSU 2nd-03:15, UA 2nd-00:11.
Largest lead - LSU by 25 2nd-06:42, UA by 4 1st-16:43.

Score tied - 2 times.
Lead changed - 3 times.

## Game 31: No. 6/6 Tennessee 77, RV/RV LSU 65 • SEC Tournament
### March 7, 2014 • Duluth, Ga. (The Arena at Gwinnett Center)

Official Basketball Box Score -- Game Totals -- Final Statistics
**LSU vs #5/10/6 Tennessee**
03/07/14 6:00 pm at Duluth, Ga. (Arena at Gwinnett Center)

**LSU 65 • 19-12**

| ## | Player | | Total FG-FGA | 3-Ptr FG-FGA | FT-FTA | Rebounds Off | Def | Tot | PF | TP | A | TO | Blk | Stl | Min |
|---|---|---|---|---|---|---|---|---|---|---|---|---|---|---|---|
| 21 | MCKINNEY, Shanece | f | 1-3 | 0-0 | 0-0 | 4 | 3 | 7 | 3 | 2 | 0 | 1 | 3 | 0 | 21 |
| 55 | PLAISANCE, Theresa | f | 9-21 | 3-6 | 0-0 | 1 | 3 | 4 | 5 | 21 | 0 | 1 | 1 | 1 | 34 |
| 05 | KENNEY, Jeanne | g | 4-11 | 3-9 | 2-2 | 0 | 4 | 4 | 1 | 13 | 3 | 7 | 0 | 1 | 38 |
| 24 | HARDEN, DaShawn | g | 2-8 | 2-4 | 1-1 | 1 | 1 | 2 | 4 | 7 | 1 | 1 | 0 | 2 | 35 |
| 32 | BALLARD, Danielle | g | 5-11 | 0-0 | 5-9 | 5 | 3 | 8 | 2 | 15 | 7 | 6 | 0 | 1 | 30 |
| 04 | PEDERSEN, Anne | | 0-1 | 0-1 | 2-2 | 0 | 0 | 0 | 1 | 2 | 0 | 1 | 0 | 0 | 14 |
| 10 | RHODES, Jasmine | | 0-0 | 0-0 | 0-0 | 0 | 0 | 0 | 0 | 0 | 0 | 0 | 0 | 0 | 1 |
| 11 | MONCRIEF, Raigyne | | 1-4 | 0-0 | 3-6 | 0 | 1 | 1 | 5 | 5 | 2 | 1 | 2 | 0 | 17 |
| 13 | HILL, Rina | | 0-0 | 0-0 | 0-0 | 0 | 0 | 0 | 0 | 0 | 0 | 1 | 0 | 0 | 2 |
| 42 | BOYKIN, Sheila | | 0-0 | 0-0 | 0-0 | 0 | 2 | 2 | 1 | 0 | 0 | 1 | 0 | 0 | 8 |
| | Team | | | | | 1 | 1 | 2 | | | | | | | |
| | Totals | | 22-59 | 8-20 | 13-20 | 12 | 18 | 30 | 22 | 65 | 13 | 20 | 6 | 5 | 200 |

FG % 1st Half: 13-28 46.4% 2nd half: 9-31 29.0% Game: 22-59 37.3%
3FG % 1st Half: 7-14 50.0% 2nd half: 1-6 16.7% Game: 8-20 40.0%
FT % 1st Half: 1-3 33.3% 2nd half: 12-17 70.6% Game: 13-20 65.0%

Deadball Rebounds
2,1

**#5/10/6 Tennessee 77 • 25-5**

| ## | Player | | Total FG-FGA | 3-Ptr FG-FGA | FT-FTA | Rebounds Off | Def | Tot | PF | TP | A | TO | Blk | Stl | Min |
|---|---|---|---|---|---|---|---|---|---|---|---|---|---|---|---|
| 11 | Burdick,Cierra | f | 3-9 | 0-0 | 4-4 | 2 | 9 | 11 | 5 | 10 | 2 | 3 | 0 | 0 | 31 |
| 12 | Graves,Bashaara | f | 3-6 | 0-0 | 8-11 | 5 | 4 | 9 | 1 | 14 | 1 | 4 | 0 | 1 | 34 |
| 20 | Harrison,Isabelle | c | 10-15 | 0-0 | 1-2 | 6 | 6 | 12 | 3 | 21 | 0 | 5 | 1 | 2 | 27 |
| 10 | Simmons,Meighan | g | 5-19 | 0-3 | 4-5 | 0 | 1 | 1 | 2 | 14 | 1 | 1 | 0 | 2 | 34 |
| 14 | Carter,Andraya | g | 4-11 | 0-4 | 2-2 | 3 | 2 | 5 | 3 | 10 | 0 | 4 | 0 | 1 | 33 |
| 00 | Reynolds,Jordan | | 2-5 | 0-1 | 2-2 | 0 | 3 | 3 | 2 | 6 | 3 | 1 | 2 | 3 | 22 |
| 01 | Moore,Nia | | 0-0 | 0-0 | 0-0 | 0 | 0 | 0 | 0 | 0 | 0 | 0 | 0 | 0 | 1 |
| 02 | Jones,Jasmine | | 0-0 | 0-0 | 0-0 | 2 | 2 | 4 | 1 | 0 | 0 | 0 | 0 | 0 | 5 |
| 21 | Russell,Mercedes | | 1-1 | 0-0 | 0-0 | 1 | 0 | 1 | 0 | 2 | 0 | 1 | 1 | 1 | 13 |
| | Team | | | | | 2 | 0 | 2 | | | | | | | |
| | Totals | | 28-66 | 0-8 | 21-26 | 21 | 27 | 48 | 17 | 77 | 7 | 19 | 4 | 10 | 200 |

FG % 1st Half: 12-35 34.3% 2nd half: 16-31 51.6% Game: 28-66 42.4%
3FG % 1st Half: 0-5 0.0% 2nd half: 0-3 0.0% Game: 0-8 0.0%
FT % 1st Half: 4-6 66.7% 2nd half: 17-20 85.0% Game: 21-26 80.8%

Deadball Rebounds
3,3

Officials: Beverly Roberts, Kelly Johnson, Eric Koch
Technical fouls: LSU-None. #5/10/6 Tennessee-None.
Attendance:
Alt-Pualani Spurlock

| Score by periods | 1st | 2nd | Total |
|---|---|---|---|
| LSU | 34 | 31 | **65** |
| #5/10/6 Tennessee | 28 | 49 | **77** |

| Points | In Paint | Off T/O | 2nd Chance | Fast Break | Bench |
|---|---|---|---|---|---|
| LSU | 18 | 5 | 6 | 0 | 7 |
| UT | 52 | 25 | 17 | 8 | 8 |

Last FG - LSU 2nd-01:22, UT 2nd-03:39.
Largest lead - LSU by 15 1st-09:29, UT by 15 2nd-03:25.

Score tied - 2 times.
Lead changed - 2 times.

## Game 32: LSU 98, Georgia Tech 78 • NCAA Tournament 1st Round
### March 23, 2014 • Baton Rouge, La. (Maravich Center)

Official Basketball Box Score -- Game Totals -- Final Statistics
**Georgia Tech vs LSU**
03/23/14 11:30 am at Baton Rouge, La. (Maravich Center)

**Georgia Tech 78 • 20-12**

| ## | Player | | Total FG-FGA | 3-Ptr FG-FGA | FT-FTA | Rebounds Off | Def | Tot | PF | TP | A | TO | Blk | Stl | Min |
|---|---|---|---|---|---|---|---|---|---|---|---|---|---|---|---|
| 54 | Roddreka Rogers | f | 2-6 | 0-0 | 0-0 | 3 | 1 | 4 | 0 | 4 | 2 | 0 | 0 | 0 | 15 |
| 24 | Shayla Bivins | c | 0-0 | 0-0 | 0-0 | 1 | 0 | 1 | 2 | 0 | 0 | 0 | 1 | 0 | 6 |
| 03 | Kaela Davis | g | 4-14 | 2-7 | 6-6 | 0 | 1 | 1 | 3 | 16 | 1 | 3 | 1 | 0 | 39 |
| 15 | Tyaunna Marshall | g | 9-19 | 0-1 | 2-3 | 3 | 4 | 7 | 2 | 20 | 3 | 3 | 1 | 4 | 33 |
| 23 | Sydney Wallace | g | 9-22 | 2-13 | 0-0 | 0 | 2 | 2 | 1 | 20 | 1 | 1 | 0 | 1 | 36 |
| 01 | Dawnn Maye | | 1-2 | 0-0 | 0-0 | 0 | 2 | 2 | 5 | 2 | 0 | 2 | 0 | 5 | 20 |
| 02 | Aaliyah Whiteside | | 2-6 | 0-1 | 1-2 | 1 | 2 | 3 | 3 | 5 | 1 | 1 | 0 | 2 | 22 |
| 10 | Katarina Vuckovic | | 0-1 | 0-0 | 0-0 | 0 | 0 | 0 | 0 | 0 | 0 | 0 | 0 | 0 | 2 |
| 11 | Nariah Taylor | | 3-5 | 0-0 | 5-6 | 0 | 5 | 5 | 4 | 11 | 1 | 2 | 2 | 0 | 22 |
| 12 | Frida Fogdemark | | 0-0 | 0-0 | 0-0 | 1 | 0 | 1 | 0 | 0 | 0 | 0 | 0 | 0 | 1 |
| 40 | Gabrielle Holston | | 0-1 | 0-0 | 0-0 | 1 | 0 | 1 | 3 | 0 | 1 | 2 | 0 | 2 | 4 |
| | Team | | | | | 2 | 1 | 3 | | | | 1 | | | |
| | Totals | | 30-76 | 4-22 | 14-17 | 12 | 18 | 30 | 23 | 78 | 10 | 15 | 5 | 14 | 200 |

FG % 1st Half: 17-33 51.5% 2nd half: 13-43 30.2% Game: 30-76 39.5%
3FG % 1st Half: 3-8 37.5% 2nd half: 1-14 7.1% Game: 4-22 18.2%
FT % 1st Half: 7-7 100.0 2nd half: 7-10 70.0% Game: 14-17 82.4%

Deadball Rebounds
1

**LSU 98 • 20-12**

| ## | Player | | Total FG-FGA | 3-Ptr FG-FGA | FT-FTA | Rebounds Off | Def | Tot | PF | TP | A | TO | Blk | Stl | Min |
|---|---|---|---|---|---|---|---|---|---|---|---|---|---|---|---|
| 32 | BALLARD, Danielle | f | 7-17 | 0-1 | 10-12 | 7 | 10 | 17 | 3 | 24 | 4 | 7 | 0 | 2 | 35 |
| 55 | PLAISANCE, Theresa | f | 8-17 | 0-1 | 5-6 | 3 | 8 | 11 | 3 | 21 | 0 | 1 | 0 | 1 | 34 |
| 21 | MCKINNEY, Shanece | c | 5-5 | 0-0 | 4-6 | 4 | 2 | 6 | 1 | 14 | 0 | 2 | 6 | 1 | 32 |
| 05 | KENNEY, Jeanne | g | 5-13 | 1-5 | 0-0 | 0 | 7 | 7 | 2 | 11 | 6 | 4 | 0 | 0 | 31 |
| 11 | MONCRIEF, Raigyne | g | 3-5 | 0-0 | 0-0 | 1 | 2 | 3 | 2 | 6 | 1 | 1 | 0 | 0 | 8 |
| 04 | PEDERSEN, Anne | | 0-0 | 0-0 | 0-0 | 1 | 0 | 1 | 1 | 0 | 0 | 0 | 0 | 0 | 9 |
| 10 | RHODES, Jasmine | | 0-0 | 0-0 | 0-0 | 0 | 1 | 1 | 0 | 0 | 0 | 0 | 0 | 0 | 2 |
| 13 | HILL, Rina | | 1-3 | 0-0 | 1-2 | 0 | 0 | 0 | 1 | 3 | 1 | 2 | 0 | 0 | 10 |
| 24 | HARDEN, DaShawn | | 5-8 | 3-3 | 4-4 | 2 | 2 | 4 | 3 | 17 | 1 | 5 | 0 | 1 | 28 |
| 42 | BOYKIN, Sheila | | 1-2 | 0-0 | 0-0 | 0 | 0 | 0 | 2 | 2 | 1 | 1 | 1 | 1 | 11 |
| | Team | | | | | 3 | 4 | 7 | | | | | | | |
| | Totals | | 35-70 | 4-10 | 24-30 | 21 | 36 | 57 | 18 | 98 | 14 | 23 | 7 | 6 | 200 |

FG % 1st Half: 18-41 43.9% 2nd half: 17-29 58.6% Game: 35-70 50.0%
3FG % 1st Half: 3-6 50.0% 2nd half: 1-4 25.0% Game: 4-10 40.0%
FT % 1st Half: 12-14 85.7% 2nd half: 12-16 75.0% Game: 24-30 80.0%

Deadball Rebounds
2

Officials: R: Jack Jones; U1: Maj Foresberg; U2: Pualani Spurlock
Technical fouls: Georgia Tech-None. LSU-None.
Attendance: 2833
2014 NCAA Tournament First Round

| Score by periods | 1st | 2nd | Total |
|---|---|---|---|
| Georgia Tech | 44 | 34 | **78** |
| LSU | 51 | 47 | **98** |

| Points | In Paint | Off T/O | 2nd Chance | Fast Break | Bench |
|---|---|---|---|---|---|
| GT | 32 | 25 | 9 | 4 | 18 |
| LSU | 44 | 11 | 23 | 4 | 22 |

Last FG - GT 2nd-02:59, LSU 2nd-00:16.
Largest lead - GT None, LSU by 20 2nd-07:40.

Score tied - 0 times.
Lead changed - 0 times.

## Game 33: LSU 76, No. 7/7 West Virginia 67 • NCAA Tournament 2nd Round
## March 25, 2014 • Baton Rouge, La. (Maravich Center)

Official Basketball Box Score -- Game Totals -- Final Statistics
**LSU vs #7 West Virginia**
03/25/14 8:45 pm at Baton Rouge, La. (Maravich Center)

**LSU 76 • 21-12**

| ## | Player | | Total FG-FGA | 3-Ptr FG-FGA | FT-FTA | Rebounds Off | Def | Tot | PF | TP | A | TO | Blk | Stl | Min |
|---|---|---|---|---|---|---|---|---|---|---|---|---|---|---|---|
| 55 | PLAISANCE, Theresa | f | 2-9 | 0-2 | 4-4 | 7 | 2 | 9 | 4 | 8 | 0 | 5 | 1 | 1 | 28 |
| 21 | MCKINNEY, Shanece | c | 6-8 | 0-0 | 1-1 | 5 | 2 | 7 | 4 | 13 | 0 | 1 | 5 | 0 | 32 |
| 05 | KENNEY, Jeanne | g | 1-5 | 0-2 | 0-0 | 0 | 2 | 2 | 1 | 2 | 2 | 0 | 0 | 1 | 12 |
| 24 | HARDEN, DaShawn | g | 4-14 | 2-6 | 2-2 | 1 | 7 | 8 | 1 | 12 | 2 | 3 | 1 | 3 | 33 |
| 32 | BALLARD, Danielle | g | 7-23 | 0-0 | 8-9 | 5 | 10 | 15 | 3 | 22 | 6 | 3 | 0 | 2 | 38 |
| 04 | PEDERSEN, Anne | | 0-0 | 0-0 | 0-0 | 0 | 0 | 0 | 0 | 0 | 0 | 1 | 0 | 0 | 5 |
| 10 | RHODES, Jasmine | | 5-7 | 0-1 | 1-2 | 3 | 3 | 6 | 0 | 11 | 0 | 1 | 1 | 0 | 20 |
| 13 | HILL, Rina | | 2-4 | 0-0 | 4-4 | 0 | 1 | 1 | 4 | 8 | 2 | 1 | 0 | 0 | 17 |
| 42 | BOYKIN, Sheila | | 0-0 | 0-0 | 0-0 | 1 | 2 | 3 | 2 | 0 | 0 | 3 | 1 | 0 | 15 |
| | Team | | | | | 2 | 2 | 4 | | | | | | | |
| | Totals | | 27-70 | 2-11 | 20-22 | 24 | 31 | 55 | 19 | 76 | 12 | 18 | 9 | 7 | 200 |

FG % 1st Half: 13-35 37.1% 2nd half: 14-35 40.0% Game: 27-70 38.6%
3FG % 1st Half: 0-5 0.0% 2nd half: 2-6 33.3% Game: 2-11 18.2%
FT % 1st Half: 11-11 100.0 2nd half: 9-11 81.8% Game: 20-22 90.9%

Deadball Rebounds 0

**#7 West Virginia 67 • 30-5**

| ## | Player | | Total FG-FGA | 3-Ptr FG-FGA | FT-FTA | Rebounds Off | Def | Tot | PF | TP | A | TO | Blk | Stl | Min |
|---|---|---|---|---|---|---|---|---|---|---|---|---|---|---|---|
| 05 | Fields, Averee | f | 1-8 | 0-0 | 2-2 | 4 | 5 | 9 | 4 | 4 | 0 | 0 | 1 | 2 | 24 |
| 23 | Holmes, Bria | f | 5-11 | 1-6 | 1-2 | 1 | 1 | 2 | 1 | 12 | 3 | 5 | 1 | 3 | 30 |
| 20 | Bussie, Asya | c | 4-8 | 0-0 | 13-15 | 6 | 2 | 8 | 3 | 21 | 1 | 1 | 2 | 0 | 26 |
| 01 | Caldwell, Christal | g | 3-19 | 1-9 | 3-6 | 3 | 0 | 3 | 1 | 10 | 1 | 3 | 0 | 2 | 35 |
| 22 | Stepney, Linda | g | 2-2 | 2-2 | 0-0 | 0 | 1 | 1 | 5 | 6 | 0 | 0 | 0 | 0 | 14 |
| 02 | Palmer, Taylor | | 2-7 | 1-3 | 1-2 | 0 | 1 | 1 | 2 | 6 | 2 | 1 | 0 | 0 | 15 |
| 04 | Hampton, Brooke | | 0-4 | 0-2 | 2-2 | 0 | 1 | 1 | 0 | 2 | 5 | 1 | 0 | 3 | 25 |
| 14 | Harlee, Jess | | 2-3 | 0-0 | 0-0 | 1 | 1 | 2 | 2 | 4 | 0 | 1 | 1 | 0 | 10 |
| 15 | Montgomery, Lanay | | 0-0 | 0-0 | 0-0 | 0 | 2 | 2 | 0 | 0 | 0 | 0 | 0 | 0 | 3 |
| 32 | Leary, Crystal | | 0-1 | 0-0 | 2-3 | 1 | 4 | 5 | 4 | 2 | 0 | 1 | 0 | 1 | 18 |
| | Team | | | | | 3 | 3 | 6 | | | | | | | |
| | Totals | | 19-63 | 5-22 | 24-32 | 19 | 21 | 40 | 22 | 67 | 12 | 13 | 5 | 11 | 200 |

FG % 1st Half: 12-35 34.3% 2nd half: 7-28 25.0% Game: 19-63 30.2%
3FG % 1st Half: 4-12 33.3% 2nd half: 1-10 10.0% Game: 5-22 22.7%
FT % 1st Half: 7-10 70.0% 2nd half: 17-22 77.3% Game: 24-32 75.0%

Deadball Rebounds 2

Officials: R: Jack Jones; U1: Maj Foresberg; U2: Jesse Dickerson
Technical fouls: LSU-None. #7 West Virginia-None.
Attendance: 2186
2014 NCAA Tournament 2nd Round

| Score by periods | 1st | 2nd | Total |
|---|---|---|---|
| LSU | 37 | 39 | **76** |
| #7 West Virginia | 35 | 32 | **67** |

| | Points | In Paint | Off T/O | 2nd Chance | Fast Break | Bench |
|---|---|---|---|---|---|---|
| LSU | 38 | 14 | 22 | 4 | 19 | |
| WVU | 24 | 19 | 16 | 8 | 14 | |

Last FG - LSU 2nd-01:45, WVU 2nd-00:29.
Largest lead - LSU by 9 2nd-18:34, WVU by 7 2nd-09:57.

Score tied - 6 times.
Lead changed - 4 times.

## Game 34: No. 4/4 Louisville 73, LSU 47 • NCAA Tournament Sweet 16
## March 30, 2014 • Louisville, Ky. (KFC Yum! Center)

Official Basketball Box Score -- Game Totals -- Final Statistics
**LSU vs #4/4 Louisville**
03/30/14 2:38PM at Louisville, Ky. (KFC Yum! Center)

**LSU 47 • 21-13**

| ## | Player | | Total FG-FGA | 3-Ptr FG-FGA | FT-FTA | Rebounds Off | Def | Tot | PF | TP | A | TO | Blk | Stl | Min |
|---|---|---|---|---|---|---|---|---|---|---|---|---|---|---|---|
| 55 | PLAISANCE, Theresa | f | 1-13 | 0-3 | 5-7 | 4 | 8 | 12 | 3 | 7 | 1 | 1 | 1 | 1 | 31 |
| 21 | MCKINNEY, Shanece | c | 0-1 | 0-0 | 1-4 | 7 | 3 | 10 | 5 | 1 | 1 | 1 | 0 | 0 | 28 |
| 10 | RHODES, Jasmine | g | 2-9 | 0-1 | 4-4 | 3 | 5 | 8 | 1 | 8 | 0 | 1 | 0 | 2 | 31 |
| 24 | HARDEN, DaShawn | g | 1-11 | 1-2 | 4-4 | 0 | 4 | 4 | 3 | 7 | 0 | 2 | 0 | 1 | 28 |
| 32 | BALLARD, Danielle | g | 12-25 | 0-0 | 0-0 | 5 | 5 | 10 | 2 | 24 | 0 | 2 | 1 | 2 | 34 |
| 04 | PEDERSEN, Anne | | 0-3 | 0-2 | 0-0 | 0 | 0 | 0 | 1 | 0 | 0 | 0 | 0 | 0 | 17 |
| 13 | HILL, Rina | | 0-5 | 0-1 | 0-0 | 0 | 3 | 3 | 2 | 0 | 0 | 4 | 0 | 1 | 22 |
| 42 | BOYKIN, Sheila | | 0-0 | 0-0 | 0-0 | 0 | 0 | 0 | 0 | 0 | 0 | 0 | 0 | 0 | 9 |
| | Team | | | | | 0 | 1 | 1 | | | | 1 | | | |
| | Totals | | 16-67 | 1-9 | 14-19 | 19 | 29 | 48 | 17 | 47 | 2 | 12 | 2 | 7 | 200 |

FG % 1st Half: 9-30 30.0% 2nd half: 7-37 18.9% Game: 16-67 23.9%
3FG % 1st Half: 0-2 0.0% 2nd half: 1-7 14.3% Game: 1-9 11.1%
FT % 1st Half: 5-8 62.5% 2nd half: 9-11 81.8% Game: 14-19 73.7%

Deadball Rebounds 1

**#4/4 Louisville 73 • 33-4**

| ## | Player | | Total FG-FGA | 3-Ptr FG-FGA | FT-FTA | Rebounds Off | Def | Tot | PF | TP | A | TO | Blk | Stl | Min |
|---|---|---|---|---|---|---|---|---|---|---|---|---|---|---|---|
| 00 | HAMMOND, Sara | f | 2-7 | 0-1 | 1-4 | 1 | 7 | 8 | 3 | 5 | 0 | 0 | 0 | 0 | 16 |
| 31 | TAYLOR, Asia | f | 3-8 | 0-0 | 1-2 | 3 | 7 | 10 | 2 | 7 | 3 | 1 | 1 | 0 | 27 |
| 04 | SLAUGHTER, Antonita | g | 4-12 | 2-9 | 0-0 | 1 | 1 | 2 | 1 | 10 | 3 | 0 | 0 | 0 | 29 |
| 21 | SMITH, Bria | g | 1-4 | 0-0 | 2-2 | 0 | 3 | 3 | 3 | 4 | 4 | 2 | 0 | 0 | 19 |
| 23 | SCHIMMEL, Shoni | g | 6-13 | 3-5 | 4-4 | 0 | 2 | 2 | 0 | 19 | 6 | 2 | 0 | 0 | 30 |
| 10 | BREEDLOVE, Starr | | 0-0 | 0-0 | 0-0 | 0 | 0 | 0 | 1 | 0 | 0 | 1 | 0 | 0 | 5 |
| 13 | WALTON, Cortnee | | 0-1 | 0-0 | 0-0 | 4 | 2 | 6 | 4 | 0 | 0 | 2 | 0 | 1 | 16 |
| 15 | DEINES, Megan | | 1-2 | 1-2 | 0-0 | 0 | 0 | 0 | 0 | 3 | 0 | 0 | 0 | 0 | 8 |
| 22 | SCHIMMEL, Jude | | 2-6 | 1-4 | 0-0 | 0 | 4 | 4 | 1 | 5 | 5 | 0 | 1 | 3 | 26 |
| 25 | GIBBS, Tia | | 5-9 | 5-9 | 0-0 | 0 | 5 | 5 | 1 | 15 | 0 | 1 | 1 | 0 | 16 |
| 32 | HENDERSON, Emmonni | | 1-1 | 0-0 | 3-4 | 0 | 2 | 2 | 3 | 5 | 0 | 1 | 1 | 0 | 8 |
| | Team | | | | | 1 | 3 | 4 | | | | | | | |
| | Totals | | 25-63 | 12-30 | 11-16 | 10 | 36 | 46 | 19 | 73 | 21 | 10 | 4 | 4 | 200 |

FG % 1st Half: 15-35 42.9% 2nd half: 10-28 35.7% Game: 25-63 39.7%
3FG % 1st Half: 7-18 38.9% 2nd half: 5-12 41.7% Game: 12-30 40.0%
FT % 1st Half: 4-4 100.0 2nd half: 7-12 58.3% Game: 11-16 68.8%

Deadball Rebounds 4

Officials: Lisa Mattingly, Michael McConnell, Robert Enterline
Technical fouls: LSU-None. #4/4 Louisville-None.
Attendance: 11097

| Score by periods | 1st | 2nd | Total |
|---|---|---|---|
| LSU | 23 | 24 | **47** |
| #4/4 Louisville | 41 | 32 | **73** |

| | Points | In Paint | Off T/O | 2nd Chance | Fast Break | Bench |
|---|---|---|---|---|---|---|
| LSU | 16 | 5 | 7 | 0 | 0 | |
| LOU | 22 | 12 | 8 | 6 | 28 | |

Last FG - LSU 2nd-01:47, LOU 2nd-04:17.
Largest lead - LSU by 3 1st-12:31, LOU by 29 2nd-02:26.

Score tied - 3 times.
Lead changed - 7 times.

# 2014 SEC Standings/NCAA Tournament

## 2014 SEC FINAL STANDINGS

| | CONFERENCE | | | OVERALL | | |
|---|---|---|---|---|---|---|
| TEAM | W | L | PCT | W | L | PCT |
| South Carolina | 14 | 2 | .875 | 29 | 5 | .852 |
| Tennessee | 13 | 3 | .812 | 29 | 6 | .828 |
| Texas A&M | 13 | 3 | .812 | 27 | 9 | .750 |
| Kentucky | 10 | 6 | .625 | 26 | 9 | .742 |
| Florida | 8 | 8 | .500 | 20 | 13 | .606 |
| Auburn | 7 | 9 | .437 | 19 | 15 | .558 |
| Alabama | 7 | 9 | .437 | 14 | 16 | .466 |
| Vanderbilt | 7 | 9 | .437 | 18 | 13 | .580 |
| Georgia | 7 | 9 | .437 | 20 | 12 | .625 |
| LSU | 7 | 9 | .437 | 21 | 13 | .617 |
| Arkansas | 6 | 10 | .375 | 19 | 11 | .633 |
| Missouri | 6 | 10 | .375 | 17 | 14 | .548 |
| Mississippi State | 5 | 11 | .313 | 22 | 14 | .611 |
| Ole Miss | 2 | 14 | .125 | 12 | 20 | .375 |

## 2014 SEC HONORS

### COACHES SELECTIONS

**SEC Coach of the Year**
Dawn Staley • South Carolina

**SEC Player of the Year**
Tiffany Mitchell • South Carolina

**SEC Freshman of the Year**
Alaina Coates • South Carolina

**SEC Co-Defensive Player of the Year**
Martha Alwal • Mississippi State
Jordan Jones • Texas A&M

**SEC Co-6th Woman of the Year**
Alaina Coates • South Carolina
Jennifer O'Neill • Kentucky

**SEC Scholar-Athlete of the Year**
Lianna Doty • Missouri

**All-SEC First Team**
Martha Alwal • Mississippi State
Jaterra Bonds • Florida
Isabelle Harrison • Tennessee
Bri Kulas • Missouri
Tiffany Mitchell • South Carolina
**Theresa Plaisance • LSU**
Meighan Simmons • Tennessee
Tyrese Tanner • Auburn
Courtney Walker • Texas A&M
Aleighsa Welch • South Carolina

**All-SEC Second Team**
Shacobia Barbee • Georgia
Alaina Coates • South Carolina
Tia Faleru • Ole Miss
Christina Foggie • Vanderbilt
Jessica Jackson • Arkansas
Jasmine Lister • Vanderbilt
Valencia McFarland • Ole Miss
Jennifer O'Neill • Kentucky
DeNesha Stallworth • Kentucky
Courtney Williams • Texas A&M

**All-SEC Freshman Team**
Andraya Carter • Tennessee
Alaina Coates • South Carolina
Linnae Harper • Kentucky
Jessica Jackson • Arkansas
**Raigyne Moncrief • LSU**
Brandy Montgomery • Auburn
Breanna Richardson • Mississippi State
Ashley Williams • Alabama
Ronni Williams • Florida

**All-SEC Defensive Team**
Martha Alwal • Mississippi State
Scacobia Barbee • Georgia
Elem Ibiam • South Carolina
Jordan Jones • Texas A&M
Tiffany Mitchell • South Carolina
Hasina Muhammad • Auburn
Tyrese Tanner • Auburn

### MEDIA SELECTIONS

**SEC Coach of the Year**
Dawn Staley • South Carolina

**SEC Player of the Year**
Meighan Simmons • Tennessee

**SEC Newcomer of the Year**
Alaina Coates • South Carolina

**All-SEC First Team**
Martha Alwal • Mississippi State
Tia Faleru • Ole Miss
Christina Foggie • Vanderbilt
Isabelle Harrison • Tennessee
Tiffany Mitchell • South Carolina
Meighan Simmons • Tennessee
Courtney Walker • Texas A&M

**All-SEC Second Team**
Jaterra Bonds • Florida
Bri Kulas • Missouri
**Theresa Plaisance • LSU**
Aleighsa Welch • South Carolina

## 2014 SEC TOURNAMENT

**The Arena at Gwinnett Center • Duluth, Ga.**

**First Round • Wednesday, March 5**
Game 1: #13 Mississippi State 73, #12 Missouri 70
Game 2: #14 Ole Miss 63, #11 Arkansas 62

**Second Round • Thursday, March 6**
Game 3: #9 Georgia 53, #8 Vanderbilt 43
Game 4: #5 Florida 71, #13 Mississippi State 67
**Game 5: #10 LSU 78, #7 Alabama 65**
Game 6: #6 Auburn 70, #14 Ole Miss 54

**Quarterfinals • Friday, March 7**
Game 6: #1 South Carolina 67, #9 Georgia 48
Game 7: #4 Kentucky 75, #5 Florida 70
**Game 8: #2 Tennessee 77, #10 LSU 65**
Game 9: #3 Texas A&M 86, #6 Auburn 54

**Semifinals • Saturday, March 8**
Game 10: #4 Kentucky 68, #1 South Carolina 58
Game 11: #2 Tennessee 86, #3 Texas A&M 77

**Finals • Sunday, March 10**
Game 12: #2 Tennessee 71, #4 Kentucky 70

## 2014 NCAA TOURNAMENT

**(SEC Teams)**

### LINCOLN REGION

**First Round • Sunday, March 23**
#9 Saint Joseph's 67, #8 Georgia 57
#3 Texas A&M 70, #14 North Dakota 55
**Second Round • Tuesday, March 25**
#3 Texas A&M 85, #11 James Madison 69
**Sweet 16 • Saturday, March 29**
#3 Texas A&M 84, #7 DePaul 65
**Elite 8 • Monday, March 31**
#1 Connecticut 69, #3 Texas A&M 54

### NOTRE DAME REGION

**First Round • Saturday, March 22**
#9 Arizona State 69, #8 Vanderbilt 61
#3 Kentucky 106, #14 Wright State 60
**Second Round • Monday, March 24**
#3 Kentucky 64, #6 Syracuse 59
**Sweet 16 • Saturday, March 29**
#2 Baylor 90, #3 Kentucky 72

### LOUISVILLE REGION

**First Round • Saturday, March 22**
#1 Tennessee 70, #16 Northwestern State 46
**First Round • Sunday, March 23**
#7 LSU 98, #10 Georgia Tech 78
**Second Round • Monday, March 24**
#1 Tennessee 67, #8 St. John's 51
**Second Round • Tuesday, March 25**
#7 LSU 76, #7 Wst Virginia 67
**Sweet 16 • Sunday, March 30**
#3 Louisville 73, #7 LSU 47
#4 Maryland 73, #1 Tennessee 62

### PALO ALTO REGION

**First Round • Sunday, March 23**
#1 South Carolina 73, #16 Cal State Northridge 58
#11 Florida 83, #6 Dayton 69
**Second Round • Tuesday, March 25**
#1 South Carolina 78, #9 Oregon State 69
#3 Penn State 83, #11 Florida 61
**Sweet 16 • Sunday, March 30**
#4 North Carolina 65, #1 South Carolina 58

# 2013-14 Senior Salute

## JEANNE KENNEY'S CAREER STATISTICS

| YEAR | GP-GS | MIN/AVG | FG-FGA | PCT | 3-POINT FG-FGA | PCT | FT-FTA | PCT | REBOUND OFF-DEF-TOT | AVG | PF-FO | AST | TO | BLK | STL | PTS/AVG |
|---|---|---|---|---|---|---|---|---|---|---|---|---|---|---|---|---|
| 2010-11 | 32-0 | 521/16.3 | 59-168 | .351 | 32-111 | .288 | 15-20 | .750 | 8-69-77 | 2.4 | 46-0 | 30 | 34 | 3 | 17 | 165/5.2 |
| 2011-12 | 32-31 | 813/25.4 | 62-169 | .367 | 18-65 | .277 | 36-45 | .800 | 8-71-79 | 2.5 | 84-3 | 90 | 101 | 5 | 39 | 178/5.6 |
| 2012-13 | 32-24 | 888/27.8 | 57-188 | .303 | 16-74 | .216 | 47-58 | .810 | 10-92-102 | 3.2 | 83-4 | 137 | 67 | 5 | 48 | 177/5.5 |
| 2013-14 | 33-30 | 915/27.7 | 114-281 | .406 | 71-181 | .392 | 75-82 | .915 | 2-122-124 | 3.8 | 86-2 | 115 | 93 | 1 | 34 | 374/11.3 |
| **TOTALS** | **129-85** | **3137/24.3** | **292-806** | **.362** | **137-431** | **.318** | **173-205** | **.844** | **28-354-382** | **3.0** | **299-9** | **372** | **295** | **14** | **138** | **894/6.9** |

## SHANECE MCKINNEY'S CAREER STATISTICS

| YEAR | GP-GS | MIN/AVG | FG-FGA | PCT | 3-POINT FG-FGA | PCT | FT-FTA | PCT | REBOUND OFF-DEF-TOT | AVG | PF-FO | AST | TO | BLK | STL | PTS/AVG |
|---|---|---|---|---|---|---|---|---|---|---|---|---|---|---|---|---|
| 2010-11 | 22-0 | 115/5.2 | 24-44 | .545 | 0-0 | .000 | 6-14 | .429 | 14-28-42 | 1.9 | 16-0 | 1 | 9 | 16 | 2 | 54/2.5 |
| 2011-12 | 27-5 | 225/8.3 | 21-38 | .553 | 0-0 | .000 | 7-13 | .538 | 19-21-40 | 1.5 | 16-0 | 7 | 13 | 27 | 3 | 49/1.8 |
| 2012-13 | 34-20 | 593/17.4 | 55-93 | .591 | 0-1 | .000 | 28-40 | .700 | 51-76-127 | 3.7 | 42-0 | 3 | 26 | 39 | 8 | 138/4.1 |
| 2013-14 | 34-25 | 710/20.9 | 102-176 | .580 | 0-0 | .000 | 50-79 | .633 | 88-70-158 | 4.6 | 80-2 | 9 | 23 | 56 | 12 | 254/7.5 |
| **TOTALS** | **117-50** | **1643/14.0** | **202-351** | **.575** | **0-1** | **.000** | **91-146** | **.623** | **172-195-367** | **3.1** | **154-2** | **20** | **71** | **138** | **25** | **495/4.2** |

## THERESA PLAISANCE CAREER STATISTICS

| YEAR | GP-GS | MIN/AVG | FG-FGA | PCT | 3-POINT FG-FGA | PCT | FT-FTA | PCT | REBOUND OFF-DEF-TOT | AVG | PF-FO | AST | TO | BLK | STL | PTS/AVG |
|---|---|---|---|---|---|---|---|---|---|---|---|---|---|---|---|---|
| 2010-11 | 21-0 | 99/4.7 | 18-37 | .486 | 6-17 | .353 | 2-7 | .286 | 5-17-22 | 1.0 | 6-0 | 7 | 8 | 0 | 2 | 44/2.1 |
| 2011-12 | 34-0 | 399/11.7 | 58-137 | .423 | 13-43 | .302 | 23-37 | .622 | 16-48-64 | 1.9 | 41-0 | 17 | 32 | 16 | 12 | 152/4.5 |
| 2012-13 | 34-33 | 1079/31.7 | 207-474 | .437 | 24-74 | .324 | 139-191 | .728 | 102-180-282 | 8.3 | 77-4 | 54 | 101 | 85 | 38 | 577/17.0 |
| 2013-14 | 34-30 | 1003/29.5 | 188-443 | .424 | 24-69 | .348 | 120-163 | .736 | 98-171-269 | 7.9 | 81-2 | 28 | 82 | 46 | 34 | 520/15.3 |
| **TOTALS** | **123-63** | **2580/21.0** | **471-1091** | **.432** | **67-203** | **.330** | **284-398** | **.714** | **221-416-637** | **5.2** | **205-6** | **106** | **223** | **147** | **86** | **1293/10.5** |

# Career 1,000 Point Scorers

## • 2,500 CAREER POINTS

### 1. • # 21 Joyce Walker
5-8 • Guard • Seattle, Wash.
2,906 Points

| YEAR | G | FG-FGA | PCT. | FT-FTA | PCT. | REB-AVG. | PTS-AVG. |
|---|---|---|---|---|---|---|---|
| 1980-81 | 30 | 277-489 | .566 | 67-107 | .626 | 157-5.2 | 621-20.7 |
| 1981-82 | 30 | 340-500 | .576 | 67-99 | .677 | 136-4.5 | 747-24.9 |
| 1982-83 | 27 | 312-540 | .578 | 120-161 | .745 | 186-6.9 | 744-27.6 |
| 1983-84 | 30 | 330-619 | .533 | 134-165 | .812 | 119-4.0 | 794-26.5 |
| **TOTALS** | **117** | **1259-2238** | **.562** | **388-532** | **.729** | **598-5.1** | **2906-24.8** |

### 2. • #33 Seimone Augustus
6-1 • Guard • Baton Rouge, La.
2,702 Points

| YEAR | G | FG-FGA | PCT. | FT-FTA | PCT. | REB-AVG. | PTS-AVG. |
|---|---|---|---|---|---|---|---|
| 2002-03 | 34 | 212-386 | .549 | 79-89 | .888 | 187-5.5 | 504-14.8 |
| 2003-04 | 35 | 285-540 | .528 | 100-111 | .901 | 210-6.0 | 679-19.4 |
| 2004-05 | 36 | 303-562 | .539 | 113-130 | .869 | 166-4.6 | 724-20.1 |
| 2005-06 | 35 | 334-595 | .561 | 109-138 | .790 | 165-4.7 | 795-22.7 |
| **TOTALS** | **140** | **1134-2083** | **.544** | **401-468** | **.857** | **728-5.2** | **2702-19.3** |

## • 2,000 CAREER POINTS

### 3. • #14 Julie Gross
6-2 • Forward • Tatura, Australia
2,488 points

| YEAR | G | FG-FGA | PCT. | FT-FTA | PCT. | REB-AVG. | PTS-AVG. |
|---|---|---|---|---|---|---|---|
| 1976-77 | 37 | 276-524 | .526 | 133-186 | .715 | 463-12.5 | 685-18.5 |
| 1977-78 | 40 | 357-672 | .531 | 114-161 | .708 | 459-11.5 | 828-20.7 |
| 1978-79 | 24 | 192-392 | .489 | 63-100 | .630 | 258-10.8 | 447-18.6 |
| 1979-80 | 30 | 209-408 | .512 | 110-154 | .714 | 286-9.5 | 528-17.6 |
| **TOTALS** | **131** | **1034-1996** | **.518** | **420-601** | **.699** | **1466-11.2** | **2488-18.9** |

### 4. • #24 Cornelia Gayden
5-9 • Guard • Bogue Chitto, Miss.
2,451 points

| YEAR | G | FG-FGA | PCT. | FT-FTA | PCT. | REB-AVG. | PTS-AVG. |
|---|---|---|---|---|---|---|---|
| 1991-92 | 29 | 190-418 | .455 | 88-111 | .793 | 185-6.4 | 555-19.1 |
| 1992-93 | 27 | 179-475 | .377 | 120-146 | .822 | 232-8.6 | 552-20.4 |
| 1993-94 | 27 | 221-471 | .469 | 134-168 | .798 | 251-9.3 | 647-24.0 |
| 1994-95 | 27 | 239-559 | .428 | 114-147 | .776 | 226-8.4 | 697-25.8 |
| **TOTALS** | **110** | **829-1923** | **.431** | **456-572** | **.797** | **894-8.1** | **2451-22.3** |

### 5. • #34 Sylvia Fowles
6-6 • Center • Miami, Fla.
2,234 Points

| YEAR | G | FG-FGA | PCT. | FT-FTA | PCT. | REB-AVG. | PTS-AVG. |
|---|---|---|---|---|---|---|---|
| 2004-05 | 36 | 63-283 | .576 | 100-169 | .592 | 325-9.0 | 426-11.8 |
| 2005-06 | 35 | 215-354 | .607 | 127-218 | .583 | 407-11.6 | 557-15.9 |
| 2006-07 | 38 | 253-443 | .571 | 137-224 | .612 | 477-12.6 | 643-16.9 |
| 2007-08 | 35 | 239-409 | .584 | 130-211 | .616 | 361-10.3 | 608-17.4 |
| **TOTAL** | **144** | **870-1489** | **.584** | **494-822** | **.601** | **1570-10.9** | **2234-15.5** |

## • 1,500 CAREER POINTS

### 6. • #15 Maree Jackson
6-2 • Center • Albury, Australia
1,852 points

| YEAR | G | FG-FGA | PCT. | FT-FTA | PCT. | REB-AVG. | PTS-AVG. |
|---|---|---|---|---|---|---|---|
| 1976-77 | 30 | 344-499 | .689 | 143-212 | .675 | 493-16.4 | 831-27.7 |
| 1977-78 | 40 | 409-657 | .623 | 203-269 | .755 | 539-13.5 | 1021-25.5 |
| **TOTALS** | **70** | **753-1156** | **.651** | **346-481** | **.719** | **1032-14.7** | **1852-26.4** |

### 7. • #10 Pokey Chatman
5-5 • Guard • Ama, La.
1,826 points

| YEAR | G | FG-FGA | PCT. | FT-FTA | PCT. | REB-AVG. | PTS-AVG. |
|---|---|---|---|---|---|---|---|
| 1987-88 | 29 | 102-267 | .382 | 63-77 | .818 | 96-3.3 | 290-10.0 |
| 1988-89 | 30 | 164-375 | .437 | 115-137 | .839 | 107-3.6 | 485-16.2 |
| 1989-90 | 30 | 151-364 | .415 | 120-142 | .845 | 109-3.6 | 475-15.8 |
| 1990-91 | 31 | 181-414 | .437 | 155-192 | .807 | 134-4.3 | 576-18.6 |
| **TOTALS** | **120** | **598-1420** | **.421** | **453-548** | **.827** | **446-3.7** | **1826-15.2** |

### 8. • #40 Katrina Hibbert
5-11 • Guard • Melbourne, Australia
1,695 Points

| YEAR | G | FG-FGA | PCT. | FT-FTA | PCT. | REB-AVG. | PTS-AVG. |
|---|---|---|---|---|---|---|---|
| 1996-97 | 30 | 110-267 | .412 | 49-57 | .860 | 130-4.3 | 288-9.6 |
| 1997-98 | 32 | 190-424 | .448 | 97-112 | .866 | 194-6.1 | 517-16.2 |
| 1998-99 | 30 | 160-343 | .466 | 76-97 | .784 | 135-4.5 | 436-14.5 |
| 1999-2000 | 32 | 179-376 | .476 | 42-55 | .764 | 135-4.2 | 454-14.2 |
| **TOTALS** | **124** | **639-1410** | **.453** | **264-321** | **.822** | **594-4.8** | **1695-13.7** |

# Career 1,000 Point Scorers

## 9. • #3 Marie Ferdinand
### 5-9 • Guard • Miami, Fla.
### 1,648 Points

| YEAR | G | FG-FGA | PCT. | FT-FTA | PCT. | REB-AVG. | PTS-AVG. |
|---|---|---|---|---|---|---|---|
| 1997-98 | 27 | 26-69 | .377 | 14-24 | .583 | 61-2.3 | 66-2.4 |
| 1998-99 | 30 | 149-322 | .463 | 69-104 | .663 | 157-5.2 | 368-12.3 |
| 1999-00 | 32 | 240-479 | .501 | 76-114 | .667 | 149-4.6 | 500-17.5 |
| 2000-01 | 31 | 240-469 | .515 | 173-234 | .739 | 158-5.1 | 654-21.1 |
| **TOTALS** | **120** | **655-1339** | **.489** | **332-476** | **.697** | **524-4.4** | **1648-13.7** |

## 10. • #24 Alisha Jones
### 6-3 • Center • Wiggins, Miss.
### 1,597 Points

| YEAR | G | FG-FGA | PCT. | FT-FTA | PCT. | REB-AVG. | PTS-AVG. |
|---|---|---|---|---|---|---|---|
| 1983-84 | 29 | 154-278 | .554 | 55-75 | .733 | 230-7.9 | 363-12.5 |
| 1984-85 | 29 | 212-411 | .516 | 78-104 | .750 | 254-8.8 | 502-17.3 |
| 1985-86 | 28 | 197-381 | .517 | 58-85 | .682 | 237-8.5 | 452-16.1 |
| 1986-87 | 15 | 118-199 | .593 | 44-46 | .957 | 124-8.3 | 280-18.7 |
| **TOTALS** | **101** | **681-1269** | **.537** | **235-310** | **.758** | **845-8.4** | **1597-15.8** |

## 11. • #55 LaSondra Barrett
### 6-2 • Forward • Jackson, Miss.
### 1,553 Points

| YEAR | G | FG-FGA | PCT. | FT-FTA | PCT. | REB-AVG. | PTS-AVG. |
|---|---|---|---|---|---|---|---|
| 2008-09 | 30 | 128-307 | .417 | 86-119 | .723 | 171-5.7 | 342-11.4 |
| 2009-10 | 31 | 123-308 | .399 | 141-167 | .844 | 205-6.6 | 397-12.8 |
| 2010-11 | 31 | 133-354 | .376 | 93-138 | .674 | 195-6.3 | 379-12.2 |
| 2011-12 | 34 | 117-287 | .408 | 177-236 | .750 | 242-7.1 | 435-12.8 |
| **TOTALS** | **126** | **501-1256** | **.399** | **497-660** | **.753** | **813-6.5** | **1553-12.3** |

## 12. • #34 Madeline Doucet
### 5-10 • Forward • LeBeau, La.
### 1,533 Points

| YEAR | G | FG-FGA | PCT. | FT-FTA | PCT. | REB-AVG. | PTS-AVG. |
|---|---|---|---|---|---|---|---|
| 1981-82 | 26 | 132-261 | .506 | 57-91 | .626 | 208-8.0 | 321-12.3 |
| 1982-83 | 25 | 144-307 | .469 | 91-141 | .645 | 194-7.8 | 379-15.2 |
| 1983-84 | 30 | 202-382 | .529 | 129-174 | .741 | 202-6.7 | 533-18.3 |
| 1984-85 | 25 | 102-231 | .442 | 96-142 | .676 | 177-7.1 | 300-12.0 |
| **TOTALS** | **106** | **580-1181** | **.491** | **373-548** | **.681** | **781-7.4** | **1533-14.5** |

## 13. • #23 Allison Hightower
### 5-11 • Guard • Arlington, Texas
### 1,508 Points

| YEAR | G | FG-FGA | PCT. | FT-FTA | PCT. | REB-AVG. | PTS-AVG. |
|---|---|---|---|---|---|---|---|
| 2006-07 | 38 | 93-255 | .365 | 27-35 | .771 | 88-2.3 | 234-6.2 |
| 2007-08 | 37 | 109-270 | .404 | 10-21 | .476 | 93-2.5 | 262-7.1 |
| 2008-09 | 30 | 184-403 | .457 | 71-104 | .683 | 130-4.3 | 447-14.9 |
| 2009-10 | 31 | 215-482 | .446 | 90-120 | .750 | 109-3.5 | 565-18.2 |
| **TOTALS** | **136** | **601-1410** | **.426** | **198-280** | **.707** | **420-3.1** | **1508-11.1** |

## • 1,000 CAREER POINTS

## 14. • #45 Doneeka Hodges
### 5-9 • Guard • New Orleans, La.
### 1,484 Points

| YEAR | G | FG-FGA | PCT. | FT-FTA | PCT. | REB-AVG. | PTS-AVG. |
|---|---|---|---|---|---|---|---|
| 2000-01 | 31 | 78-211 | .370 | 34-51 | .667 | 74-2.4 | 214-6.9 |
| 2001-02 | 30 | 157-373 | .421 | 92-119 | .773 | 134-4.5 | 459-15.3 |
| 2002-03 | 34 | 125-306 | .408 | 25-34 | .735 | 81-2.4 | 323-9.5 |
| 2003-04 | 35 | 184-458 | .402 | 56-73 | .767 | 129-3.7 | 488-13.9 |
| **TOTALS** | **130** | **544-1348** | **.404** | **207-277** | **.747** | **418-3.2** | **1484-11.4** |

## 15. • #2 Temeka Johnson
### 5-3 • Guard • New Orleans, La.
### 1,426 Points

| YEAR | G | FG-FGA | PCT. | FT-FTA | PCT. | REB-AVG. | PTS-AVG. |
|---|---|---|---|---|---|---|---|
| 2001-02 | 24 | 96-190 | .505 | 73-101 | .723 | 115-4.8 | 266-11.1 |
| 2002-03 | 34 | 133-263 | .506 | 71-98 | .724 | 124-3.6 | 339-10.0 |
| 2003-04 | 34 | 167-341 | .490 | 99-123 | .805 | 167-4.9 | 438-12.9 |
| 2004-05 | 36 | 145-303 | .479 | 68-94 | .723 | 119-3.3 | 374-10.4 |
| **TOTALS** | **129** | **544-1105** | **.492** | **314-419** | **.749** | **527-4.1** | **1426-11.1** |

## 16. • #12 LeNette Caldwell
### 5-4 • Guard • Winnsboro, La.
### 1,412 Points

| YEAR | G | FG-FGA | PCT. | FT-FTA | PCT. | REB-AVG. | PTS-AVG. |
|---|---|---|---|---|---|---|---|
| 1975-76 | 29 | •• Records are incomplete •• | | | | | |
| 1976-77 | 37 | 154 | | 61-96 | .635 | | 369-10.0 |
| 1977-78 | 40 | 169-426 | .397 | 49-62 | .790 | 123-3.1 | 387-9.7 |
| **TOTALS** | **117** | | | | | | **1412-12.1** |

## 17. • #10 Adrienne Webb
### 5-9 • Guard • Madison, Ala.
### 1,370 Points

| YEAR | G | FG-FGA | PCT. | FT-FTA | PCT. | REB-AVG. | PTS-AVG. |
|---|---|---|---|---|---|---|---|
| 2009-10 | 30 | 53-153 | .346 | 9-12 | .750 | 57-1.9 | 141-4.7 |
| 2010-11 | 32 | 144-352 | .409 | 48-67 | .716 | 117-3.7 | 409-12.8 |
| 2011-12 | 34 | 141-319 | .442 | 24-91 | .264 | 120-3.5 | 337-9.9 |
| 2012-13 | 33 | 176-397 | .443 | 86-107 | .804 | 117-3.5 | 483-14.6 |
| **TOTALS** | **129** | **514-1221** | **.421** | **168-192** | **.341** | **411-3.2** | **1370-10.6** |

# Career 1,000 Point Scorers

## 18. • #15 Quianna Chaney
5-11 • Guard • Baton Rouge, La.
1,345 Points

| YEAR | G | FG-FGA | PCT. | FT-FTA | PCT. | REB-AVG. | PTS-AVG. |
|---|---|---|---|---|---|---|---|
| 2004-05 | 36 | 63-167 | .377 | 6-14 | .429 | 31-0.9 | 172-4.8 |
| 2005-06 | 31 | 77-197 | .391 | 16-21 | .762 | 69-2.2 | 190-6.1 |
| 2006-07 | 38 | 187-440 | .425 | 23-37 | .622 | 105-2.8 | 449-11.8 |
| 2007-08 | 37 | 198-467 | .424 | 45-64 | .703 | 97-2.6 | 534-14.4 |
| **TOTAL** | **142** | **525-1271** | **.413** | **90-136** | **.662** | **302-2.1** | **1345-9.5** |

## 19. • #23 Barbara Henderson
5-10 • Forward • Jonesville, La.
1,322 Points

| YEAR | G | FG-FGA | PCT. | FT-FTA | PCT. | REB-AVG. | PTS-AVG. |
|---|---|---|---|---|---|---|---|
| 1988-89 | 30 | 88-182 | .484 | 47-75 | .627 | 183-6.1 | 223-7.4 |
| 1989-90 | 30 | 123-265 | .464 | 59-107 | .551 | 198-6.6 | 305-10.2 |
| 1990-91 | 31 | 129-270 | .478 | 61-92 | .663 | 222-7.2 | 320-10.3 |
| 1991-92 | 29 | 193-394 | .490 | 87-141 | .617 | 231-8.0 | 474-16.4 |
| **TOTALS** | **120** | **533-1111** | **.479** | **254-415** | **.612** | **834-7.0** | **1322-11.0** |

## 20. • #55 Theresa Plaisance
6-5 • Forward • New Orleans, La.
1,229 Points

| YEAR | G | FG-FGA | PCT. | FT-FTA | PCT. | REB-AVG. | PTS-AVG. |
|---|---|---|---|---|---|---|---|
| 2010-11 | 21 | 18-37 | .486 | 2-7 | .286 | 22-1.0 | 44-2.1 |
| 2011-12 | 34 | 58-137 | .423 | 23-37 | .622 | 64-1.9 | 152-4.5 |
| 2012-13 | 34 | 207-474 | .437 | 139-191 | .728 | 282-8.3 | 577-17.0 |
| 2013-14 | 34 | 188-443 | .424 | 120-163 | .736 | 269-7.9 | 520-15.3 |
| **TOTALS** | **123** | **471-1091** | **.432** | **284-398** | **.714** | **637-5.2** | **1293-10.5** |

## 21. • #32 Scholanda Robinson
5-10 • Guard • Miami, Fla.
1,229 Points

| YEAR | G | FG-FGA | PCT. | FT-FTA | PCT. | REB-AVG. | PTS-AVG. |
|---|---|---|---|---|---|---|---|
| 2001-02 | 29 | 108-242 | .446 | 83-116 | .716 | 122-4.2 | 308-10.6 |
| 2003-04 | 35 | 113-253 | .447 | 47-70 | .671 | 82-2.3 | 298-8.5 |
| 2004-05 | 36 | 117-307 | .381 | 42-61 | .689 | 91-2.5 | 322-8.9 |
| 2005-06 | 35 | 107-261 | .410 | 47-59 | .797 | 88-2.5 | 301-8.6 |
| **TOTALS** | **135** | **445-1063** | **.419** | **219-306** | **.716** | **383-2.8** | **1229-9.1** |

## 22. • #31 Patricia Woods
6-0 • Forward • Natchez, Miss.
1,221 Points

| YEAR | G | FG-FGA | PCT. | FT-FTA | PCT. | REB-AVG. | PTS-AVG. |
|---|---|---|---|---|---|---|---|
| 1985-86 | 28 | 33-82 | .402 | 18-31 | .581 | 49-1.8 | 84-3.0 |
| 1986-87 | 28 | 102-213 | .479 | 51-82 | .622 | 125-4.5 | 255-9.1 |
| 1987-88 | 29 | 180-375 | .480 | 65-97 | .670 | 128-4.4 | 425-14.7 |
| 1988-89 | 30 | 197-445 | .443 | 63-94 | .670 | 186-6.2 | 457-15.2 |
| **TOTALS** | **115** | **512-1115** | **.459** | **197-304** | **.648** | **488-4.2** | **1221-10.6** |

## 23. • #23 DeTrina White
5-11 • Forward • Lafayette, La.
1,167 Points

| YEAR | G | FG-FGA | PCT. | FT-FTA | PCT. | REB-AVG. | PTS-AVG. |
|---|---|---|---|---|---|---|---|
| 1998-99 | 30 | 159-256 | .621 | 74-132 | .561 | 247-8.2 | 392-13.1 |
| 1999-00 | 32 | 163-264 | .617 | 57-110 | .518 | 283-8.8 | 383-12.0 |
| 2000-01 | 20 | 78-128 | .609 | 34-53 | .642 | 149-7.4 | 190-9.5 |
| 2002-03 | 25 | 84-144 | .583 | 34-46 | .739 | 161-6.4 | 202-8.1 |
| **TOTALS** | **107** | **484-792** | **.611** | **199-341** | **.584** | **840-7.9** | **1167-10.9** |

## 24. • #10 Elaine Powell
5-9 • Guard • Monroe, La.
1,163 Points

| YEAR | G | FG-FGA | PCT. | FT-FTA | PCT. | REB-AVG. | PTS-AVG. |
|---|---|---|---|---|---|---|---|
| 1995-96 | 32 | 242-508 | .476 | 125-167 | .749 | 191-6.0 | 643-20.1 |
| 1996-97 | 29 | 203-413 | .492 | 92-133 | .692 | 130-4.5 | 520-17.9 |
| **TOTALS** | **61** | **445-921** | **.483** | **217-300** | **.723** | **321-5.3** | **1163-19.1** |

## 25. • #22 April Brown
5-11 • Forward • Gulfport, Miss.
1,125 Points

| YEAR | G | FG-FGA | PCT. | FT-FTA | PCT. | REB-AVG. | PTS-AVG. |
|---|---|---|---|---|---|---|---|
| 1997-98 | 28 | 76-155 | .490 | 23-48 | .478 | 122-4.4 | 182-6.5 |
| 1998-99 | 30 | 102-200 | .510 | 21-37 | .568 | 158-5.3 | 235-7.8 |
| 1999-00 | 32 | 154-312 | .494 | 57-85 | .671 | 152-4.8 | 380-11.9 |
| 2000-01 | 31 | 128-284 | .451 | 38-57 | .667 | 127-4.4 | 328-11.3 |
| **TOTALS** | **119** | **460-951** | **.484** | **139-227** | **.612** | **559-4.7** | **1125-9.5** |

## 26. • #43 Lesa Thornton
5-10 • Forward • Columbia, La.
1,106 Points

| YEAR | G | FG-FGA | PCT. | FT-FTA | PCT. | REB-AVG. | PTS-AVG. |
|---|---|---|---|---|---|---|---|
| 1983-84 | 29 | 80-162 | .494 | 44-57 | .771 | 88-3.0 | 204-7.0 |
| 1984-85 | 29 | 86-184 | .467 | 38-50 | .760 | 115-4.0 | 210-7.2 |
| 1985-86 | 33 | 135-266 | .508 | 67-89 | .753 | 165-5.0 | 337-10.2 |
| 1986-87 | 28 | 136-271 | .502 | 83-111 | .748 | 181-6.5 | 355-12.7 |
| **TOTALS** | **119** | **437-883** | **.494** | **232-307** | **.756** | **549-4.6** | **1106-9.3** |

## 27. • #33 Ramona Dozier
6-0 • Forward • Dallas, Texas
1,104 Points

| YEAR | G | FG-FGA | PCT. | FT-FTA | PCT. | REB-AVG. | PTS-AVG. |
|---|---|---|---|---|---|---|---|
| 1980-81 | 31 | 134-228 | .588 | 58-106 | .547 | 205-6.6 | 326-10.5 |
| 1981-82 | 31 | 120-221 | .543 | 41-68 | .603 | 217-7.0 | 281-9.1 |
| 1982-83 | 25 | 108-229 | .472 | 52-109 | .477 | 244-9.8 | 268-10.2 |
| 1983-84 | 30 | 87-182 | .478 | 55-103 | .534 | 268-8.9 | 229-7.6 |
| **TOTALS** | **117** | **449-860** | **.522** | **206-386** | **.534** | **934-7.9** | **1104-9.4** |

## 28. • #20 Jeanetta Burns
### 5-9 • Guard • Alexandria, La.
### 1,070 Points

| YEAR | G | FG-FGA | PCT. | FT-FTA | PCT. | REB-AVG. | PTS-AVG. |
|---|---|---|---|---|---|---|---|
| 1984-85 | 27 | 48-108 | .444 | 43-54 | .769 | 68-2.5 | 139-5.1 |
| 1985-86 | 33 | 116-253 | .458 | 61-80 | .763 | 113-3.4 | 293-10.2 |
| 1986-87 | 28 | 130-267 | .487 | 57-84 | .679 | 123-4.4 | 317-11.3 |
| 1987-88 | 29 | 115-289 | .397 | 77-95 | .810 | 139-4.8 | 321-11.1 |
| **TOTALS** | **117** | **409-917** | **.446** | **238-313** | **.760** | **443-3.8** | **1070-9.1** |

## 29. • #4 Latasha Dorsey
### 5-7 • Guard • Abbeville, La.
### 1,054 Points

| YEAR | G | FG-FGA | PCT. | FT-FTA | PCT. | REB-AVG. | PTS-AVG. |
|---|---|---|---|---|---|---|---|
| 1995-96 | 31 | 57-153 | .373 | 20-34 | .588 | 62-2.0 | 149-4.8 |
| 1996-97 | 30 | 55-157 | .350 | 33-51 | .647 | 95-3.2 | 161-5.4 |
| 1997-98 | 32 | 113-358 | .316 | 108-144 | .750 | 144-4.5 | 357-11.2 |
| 1998-99 | 30 | 131-291 | .450 | 101-128 | .789 | 100-3.3 | 387-12.9 |
| **TOTALS** | **123** | **356-959** | **.371** | **262-357** | **.734** | **401-3.3** | **1054-8.6** |

## 30. • #30 Rene Moran
### 5-9 • Guard • Pearl River, La.
### 1,023 Points

| YEAR | G | FG-FGA | PCT. | FT-FTA | PCT. | REB-AVG. | PTS-AVG. |
|---|---|---|---|---|---|---|---|
| 1978-79 | 25 | 116-234 | .496 | 56-71 | .789 | 118-4.7 | 288-11.5 |
| 1979-80 | 34 | 278-559 | .497 | 179-244 | .733 | 186-5.5 | 735-21.6 |
| **TOTALS** | **59** | **394-793** | **.496** | **235-315** | **.746** | **304-5.1** | **1023-17.3** |

## 31. • #13 Staci Brown
### 5-10 • Forward • Maurepas, La.
### 1,016 Points

| YEAR | G | FG-FGA | PCT. | FT-FTA | PCT. | REB-AVG. | PTS-AVG. |
|---|---|---|---|---|---|---|---|
| 1979-80 | 34 | 220-458 | .480 | 73-102 | .716 | 164-4.8 | 513-15.1 |
| 1980-81 | 32 | 216-430 | .502 | 70-103 | .680 | 184-5.8 | 503-162. |
| **TOTALS** | **66** | **436-888** | **.491** | **143-205** | **.697** | **348-5.3** | **1016-15.4** |

# Career 500 Rebounds/275 Assists

## 500 Career Rebounds

**1. Sylvia Fowles**
*1,570 • 2004-08*

| | G | REBOUNDS | AVG |
|---|---|---|---|
| Totals | 144 | 1,570 | 10.9 |

**2. Julie Gross**
*1,466 • 1976-80*

| | G | REBOUNDS | AVG |
|---|---|---|---|
| Totals | 131 | 1,466 | 11.2 |

**3. Maree Jackson**
*1,032 • 1976-78*

| | G | REBOUNDS | AVG |
|---|---|---|---|
| Totals | 70 | 1,032 | 14.7 |

**4. Joanette Boutte**
*1,017 • 1975-80*

| | G | REBOUNDS | AVG |
|---|---|---|---|
| Totals | 121 | 1,017 | 8.4 |

**5. Ramona Dozier**
*934 • 1980-84*

| | G | REBOUNDS | AVG |
|---|---|---|---|
| Totals | 117 | 934 | 8.0 |

**6. Cornelia Gayden**
*894 • 1991-95*

| | G | REBOUNDS | AVG |
|---|---|---|---|
| Totals | 110 | 894 | 8.1 |

**7. Alisha Jones**
*845 • 1983-87*

| | G | REBOUNDS | AVG |
|---|---|---|---|
| Totals | 101 | 845 | 8.4 |

**8. DeTrina White**
*840 • 1998-2003*

| | G | REBOUNDS | AVG |
|---|---|---|---|
| Totals | 107 | 840 | 7.9 |

**9. Barbara Henderson**
*834 • 1988-92*

| | G | REBOUNDS | AVG |
|---|---|---|---|
| Totals | 120 | 834 | 7.0 |

**10. LaSondra Barrett**
*813 • 2008-12*

| | G | REBOUNDS | AVG |
|---|---|---|---|
| Totals | 126 | 813 | 6.5 |

**11. Madeline Doucet**
*781 • 1981-84*

| | G | REBOUNDS | AVG |
|---|---|---|---|
| Totals | 115 | 781 | 6.8 |

**12. Karen Linder**
*743 • 1984-88*

| | G | REBOUNDS | AVG |
|---|---|---|---|
| Totals | 115 | 743 | 6.5 |

**13. Seimone Augustus**
*728 • 2002-06*

| | G | REBOUNDS | AVG |
|---|---|---|---|
| Totals | 140 | 728 | 5.2 |

**14. Theresa Plaisance**
*637 • 2010-14*

| | G | REBOUNDS | AVG |
|---|---|---|---|
| Totals | 123 | 637 | 5.2 |

**15. Joyce Walker**
*598 • 1980-84*

| | G | REBOUNDS | AVG |
|---|---|---|---|
| Totals | 117 | 598 | 5.1 |

**16. Katrina Hibbert**
*594 • 1996-2000*

| | G | REBOUNDS | AVG |
|---|---|---|---|
| Totals | 124 | 594 | 4.8 |

**17. April Brown**
*584 • 1997-2001*

| | G | REBOUNDS | AVG |
|---|---|---|---|
| Totals | 119 | 584 | 4.9 |

**18. Evelyn Melvin**
*560 • 1978-82*

| | G | REBOUNDS | AVG |
|---|---|---|---|
| Totals | 114 | 560 | 5.0 |

Sylvia Fowles

**19. Thelma McCoy**
*558 • 1975-77*

| | G | REBOUNDS | AVG |
|---|---|---|---|
| Totals | 58 | 558 | 9.6 |

**20. Lesa Thornton**
*549 • 1983-87*

| | G | REBOUNDS | AVG |
|---|---|---|---|
| Totals | 119 | 549 | 4.6 |

**21. Courtney Jones**
*542 • 2008-12*

| | G | REBOUNDS | AVG |
|---|---|---|---|
| Totals | 27 | 542 | 4.3 |

**22. April Delley**
*535 • 1985-90*

| | G | REBOUNDS | AVG |
|---|---|---|---|
| Totals | 83 | 535 | 6.4 |

**23. Sheila Johnson**
*530 • 1989-91*

| | G | REBOUNDS | AVG |
|---|---|---|---|
| Totals | 60 | 530 | 8.8 |

**24. Temeka Johnson**
*527 • 2001-05*

| | G | REBOUNDS | AVG |
|---|---|---|---|
| Totals | 129 | 527 | 4.1 |

**25. Marie Ferdinand**
*524 • 1997-2001*

| | G | REBOUNDS | AVG |
|---|---|---|---|
| Totals | 120 | 524 | 4.4 |

**26. Katherine Graham**
*513 • 2007-11*

| | G | REBOUNDS | AVG |
|---|---|---|---|
| Totals | 114 | 513 | 4.5 |

**27. Ashley Thomas**
*507 • 2004-08*

| | G | REBOUNDS | AVG |
|---|---|---|---|
| Totals | 120 | 507 | 4.2 |

## 275 Career Assists

**1. Temeka Johnson**
*945 • 2001-05*

| | G | ASSISTS | AVG |
|---|---|---|---|
| Totals | 129 | 945 | 7.3 |

**2. Pokey Chatman**
*570 • 1987-91*

| | G | ASSISTS | AVG |
|---|---|---|---|
| Totals | 120 | 570 | 4.8 |

**3. Erica White**
*519 • 2004-08*

| | G | ASSISTS | AVG |
|---|---|---|---|
| Totals | 128 | 519 | 4.1 |

**4. Katrina Hibbert**
*467 • 1996-2000*

| | G | ASSISTS | AVG |
|---|---|---|---|
| Totals | 124 | 467 | 3.8 |

**5. Jeanetta Burns**
*430 • 1984-88*

| | G | ASSISTS | AVG |
|---|---|---|---|
| Totals | 117 | 430 | 3.7 |

**6. Joyce Walker**
*429 • 1980-84*

| | G | ASSISTS | AVG |
|---|---|---|---|
| Totals | 117 | 429 | 3.7 |

**7. LeNette Caldwell**
*420 • 1974-80*

| | G | ASSISTS | AVG |
|---|---|---|---|
| Totals | 117 | 420 | 3.6 |

**8. Rhonda Hawthorne**
*391 • 1982-86*

| | G | ASSISTS | AVG |
|---|---|---|---|
| Totals | 83 | 391 | 4.7 |

**9. Marie Ferdinand**
*384 • 1997-2001*

| | G | ASSISTS | AVG |
|---|---|---|---|
| Totals | 120 | 384 | 3.2 |

**10. Latasha Dorsey**
*384 • 1996-99*

| | G | ASSISTS | AVG |
|---|---|---|---|
| Totals | 123 | 384 | 3.1 |

**11. Jeanne Kenney**
*372 • 2010-14*

| | G | ASSISTS | AVG |
|---|---|---|---|
| Totals | 129 | 372 | 2.9 |

**12. Brenda McGuffee**
*370 • 1976-78*

| | G | ASSISTS | AVG |
|---|---|---|---|
| Totals | 77 | 370 | 4.8 |

**13. Katherine Graham**
*295 • 2007-11*

| | G | ASSISTS | AVG |
|---|---|---|---|
| Totals | 114 | 295 | 2.6 |

**14. Madeline Doucet**
*291 • 1981-84*

| | G | ASSISTS | AVG |
|---|---|---|---|
| Totals | 106 | 291 | 2.7 |

**15. Miriam Farr**
*276 • 1990-94*

| | G | ASSISTS | AVG |
|---|---|---|---|
| Totals | 91 | 276 | 3.0 |

**15. Seimone Augustus**
*276 • 2002-06*

| | G | ASSISTS | AVG |
|---|---|---|---|
| Totals | 140 | 276 | 2.0 |

## Team Records

### Most Points Scored • Game

1 • 118 • Northwestern State • 02/19/86
2 • 111 • Mississippi College • 12/03/83
3 • 110 • at UNLV • 01/16/81

### Most Points Scored • Season

1 • 3,257 • 1977-78
2 • 3,049 • 1976-77
3 • 2,595 • 2005-06

### Highest Scoring Average • Season

1 • 86.3 • 1983-84
2 • 82.7 • 1982-83
3 • 82.4 • 1976-77

### Fewest Points Scored • Game

1 • 33 • at #8 Vanderbilt • 01/22/95
2 • 36 • Mississippi State • 01/22/09
3 • 39 • at #20 Auburn • 02/05/94

### Fewest Points Scored • Season

1 • 1,794 • 2008-09
2 • 1,846 • 1994-95
3 • 1,851 • 1992-93

### Lowest Scoring Average • Season

1 • 59.8 • 2008-09
2 • 61.9 • 2010-11
3 • 62.2 • 2011-12

## Career Leaders

| | POINTS | PLAYER | SEASON | GAMES | AVG |
|---|---|---|---|---|---|
| 1. | 2,906 | Joyce Walker | 1980-84 | 117 | 24.8 |
| 2. | 2,702 | Seimone Augustus | 2002-06 | 140 | 19.3 |
| 3. | 2,488 | Julie Gross | 1976-80 | 131 | 18.9 |
| 4. | 2,451 | Cornelia Gayden | 1991-95 | 110 | 22.3 |
| 5. | 2,234 | Sylvia Fowles | 2004-08 | 144 | 15.5 |
| 6. | 1,852 | Maree Jackson | 1976-78 | 70 | 26.4 |
| 7. | 1,826 | Pokey Chatman | 1987-91 | 120 | 15.1 |
| 8. | 1,695 | Katrina Hibbert | 1996-00 | 124 | 13.7 |
| 9. | 1,648 | Marie Ferdinand | 1997-01 | 120 | 13.7 |
| 10. | 1,577 | Alisha Jones | 1983-87 | 101 | 15.6 |

## Season Leaders

| | POINTS | PLAYER | SEASON | GAMES | AVG |
|---|---|---|---|---|---|
| 1. | 1,021 | Maree Jackson | 1977-78 | 40 | 25.5 |
| 2. | 831 | Maree Jackson | 1976-77 | 30 | 27.7 |
| 3. | 828 | Julie Gross | 1977-78 | 40 | 20.7 |
| 4. | 795 | Seimone Augustus | 2005-06 | 35 | 22.7 |
| 5. | 794 | Joyce Walker | 1983-84 | 30 | 26.5 |
| 6. | 747 | Joyce Walker | 1981-82 | 30 | 24.9 |
| 7. | 744 | Joyce Walker | 1982-83 | 27 | 27.6 |
| 8. | 735 | Rene Moran | 1979-80 | 34 | 21.6 |
| 9. | 734 | Seimone Augustus | 2004-05 | 36 | 20.1 |
| 10. | 697 | Cornelia Gayden | 1994-95 | 27 | 25.8 |

## By Class

### Freshmen

| | POINTS | PLAYER | SEASON | GAMES | AVG |
|---|---|---|---|---|---|
| 1. | 831 | Maree Jackson | 1976-77 | 30 | 27.7 |

### Sophomore

| | POINTS | PLAYER | SEASON | GAMES | AVG |
|---|---|---|---|---|---|
| 1. | 1,021 | Maree Jackson | 1977-78 | 40 | 25.5 |

### Junior

| | POINTS | PLAYER | SEASON | GAMES | AVG |
|---|---|---|---|---|---|
| 1. | 744 | Joyce Walker | 1982-83 | 27 | 27.6 |

### Senior

| | POINTS | PLAYER | SEASON | GAMES | AVG |
|---|---|---|---|---|---|
| 1. | 795 | Seimone Augustus | 2005-06 | 35 | 22.7 |

## Single Game Leaders

| | POINTS | PLAYER | OPPONENT | DATE |
|---|---|---|---|---|
| 1. | 49 | Cornelia Gayden | Jackson State | 02/09/95 |
| 2. | 47 | Maree Jackson | Northwestern State | 02/24/78 |
| 3. | 45 | Cornelia Gayden | at South Carolina | 01/14/95 |
| | 45 | Maree Jackson | vs. #11 UNLV | 02/12/77 |
| 5. | 44 | Maree Jackson | vs. Northwestern State | 02/26/77 |
| 6. | 43 | Cornelia Gayden | vs. TCU | 01/02/96 |
| | 43 | Joyce Walker | #16 Ole Miss | 02/12/83 |
| 8. | 41 | Joyce Walker | New Orleans | 02/07/84 |
| 9. | 40 | Maree Jackson | vs. Baylor | 02/11/78 |
| | 40 | Maree Jackson | vs. Western Washington | 03/23/77 |
| 11. | 39 | Cornelia Gayden | at Kentucky | 02/26/94 |
| | 39 | Rene Moran | Southern | 01/26/80 |
| | 39 | Julie Gross | Alabama | 11/18/78 |
| | 39 | Maree Jackson | Southeastern Lousiana | 02/03/78 |
| | 39 | Maree Jackson | Savannah State | 12/15/77 |
| | 39 | Maree Jackson | #15 Southeastern Lousiana | 02/19/77 |

## Year-by-Year Leaders

| YEAR | PLAYER | GAMES | POINTS | AVG |
|---|---|---|---|---|
| 1976-77 | Maree Jackson | 30 | 831 | 27.7 |
| 1977-78 | Maree Jackson | 40 | 1021 | 25.5 |
| 1978-79 | Julie Gross | 24 | 447 | 18.6 |
| 1979-80 | Rene Moran | 34 | 735 | 21.6 |
| 1980-81 | Joyce Walker | 30 | 621 | 20.7 |
| 1981-82 | Joyce Walker | 30 | 747 | 24.9 |
| 1982-83 | Joyce Walker | 27 | 744 | 27.6 |
| 1983-84 | Joyce Walker | 30 | 794 | 26.5 |
| 1984-85 | Alisha Jones | 29 | 502 | 17.3 |
| 1985-86 | Alisha Jones | 28 | 452 | 16.1 |
| 1986-87 | Lesa Thornton | 28 | 355 | 12.7 |
| 1987-88 | Patricia Woods | 29 | 425 | 14.7 |
| 1988-89 | Pokey Chatman | 30 | 485 | 16.2 |
| 1989-90 | Pokey Chatman | 30 | 475 | 15.8 |
| 1990-91 | Pokey Chatman | 31 | 576 | 18.6 |
| 1991-92 | Cornelia Gayden | 29 | 555 | 19.1 |
| 1992-93 | Cornelia Gayden | 27 | 552 | 20.4 |
| 1993-94 | Cornelia Gayden | 27 | 647 | 24.0 |
| 1994-95 | Cornelia Gayden | 27 | 697 | 25.8 |
| 1995-96 | Elaine Powell | 32 | 643 | 20.1 |
| 1996-97 | Elaine Powell | 29 | 520 | 17.9 |
| 1997-98 | Katrina Hibbert | 32 | 517 | 16.2 |
| 1998-99 | Katrina Hibbert | 30 | 436 | 14.5 |
| 1999-00 | Marie Ferdinand | 32 | 560 | 17.5 |
| 2000-01 | Marie Ferdinand | 31 | 654 | 21.1 |
| 2001-02 | Aiysha Smith | 30 | 476 | 15.9 |
| 2002-03 | Seimone Augustus | 34 | 504 | 14.8 |
| 2003-04 | Seimone Augustus | 35 | 679 | 19.4 |
| 2004-05 | Seimone Augustus | 36 | 724 | 20.1 |
| 2005-06 | Seimone Augustus | 35 | 795 | 22.7 |
| 2006-07 | Sylvia Fowles | 38 | 643 | 16.9 |
| 2007-08 | Sylvia Fowles | 35 | 608 | 17.4 |
| 2008-09 | Allison Hightower | 30 | 447 | 14.9 |
| 2009-10 | Allison Hightower | 31 | 565 | 18.2 |
| 2010-11 | Adrienne Webb | 32 | 409 | 12.8 |
| 2011-12 | LaSondra Barrett | 34 | 435 | 12.8 |
| 2012-13 | Theresa Plaisance | 34 | 577 | 17.0 |
| 2013-14 | Theresa Plaisance | 34 | 520 | 15.3 |

# Scoring Records • 30-Point Games

## 49 Points

| | | |
|---|---|---|
| Cornelia Gayden | Jackson State | 02/09/95 |

## 47 Points

| | | |
|---|---|---|
| Maree Jackson | Northwestern State | 02/24/78 |

## 45 Points

| | | |
|---|---|---|
| Cornelia Gayden | at South Carolina | 01/14/95 |
| Maree Jackson | vs. #11 UNLV | 02/12/77 |

## 44 Points

| | | |
|---|---|---|
| Maree Jackson | vs. Northwestern State | 02/26/77 |

## 43 Points

| | | |
|---|---|---|
| Cornelia Gayden | vs. TCU | 01/02/95 |
| Joyce Walker | #16 Ole Miss | 02/12/83 |

## 41 Points

| | | |
|---|---|---|
| Joyce Walker | New Orleans | 02/07/84 |

## 40 Points

| | | |
|---|---|---|
| Maree Jackson | vs. Baylor | 02/11/78 |
| Maree Jackson | vs. Western Washington | 03/23/77 |

## 39 Points

| | | |
|---|---|---|
| Cornelia Gayden | at Kentucky | 02/26/94 |
| Rene Moran | Southern | 01/26/80 |
| Julie Gross | Alabama | 11/18/78 |
| Maree Jackson | at Southeastern Louisiana | 02/03/78 |
| Maree Jackson | vs. Savannah State | 12/15/77 |
| Maree Jackson | #15 Southeastern Louisiana | 02/19/77 |

## 38 Points

| | | |
|---|---|---|
| Pokey Chatman | #3 Georgia | 02/10/91 |
| Joyce Walker | #9 Tennessee | 12/17/82 |
| Joyce Walker | #20 Auburn | 01/20/82 |
| Joyce Walker | at Portland State | 01/12/81 |

## 37 Points

| | | |
|---|---|---|
| Joyce Walker | Mississippi State | 02/21/83 |
| Joyce Walker | at Lamar | 01/10/83 |
| Maree Jackson | Mississippi State | 02/07/77 |




**Julie Gross**

## 36 Points

| | | |
|---|---|---|
| Cornelia Gayden | Florida State | 11/30/91 |
| Joyce Walker | at Louisiana-Monroe | 01/18/84 |
| Joyce Walker | at Delta State | 01/16/84 |
| Joyce Walker | at Alabama | 01/22/83 |
| Joyce Walker | #3 Tennessee | 12/10/80 |
| Rene Moran | Southeastern Louisiana | 03/05/80 |
| Maree Jackson | Louisiana Tech | 02/01/77 |

## 35 Points

| | | |
|---|---|---|
| Seimone Augustus | at Florida | 02/16/06 |
| Cornelia Gayden | at Jackson State | 02/16/94 |
| Joyce Walker | at Florida | 02/06/83 |
| Joyce Walker | at Mississippi College | 01/13/83 |
| Ramona Dozier | at UNLV | 01/16/81 |
| Rene Moran | Houston | 01/04/80 |
| Maree Jackson | #7 Montclair State | 12/05/77 |
| Maree Jackson | at Louisiana College | 11/21/77 |
| Maree Jackson | vs. Baylor | 03/24/77 |
| Maree Jackson | at Louisiana-Monroe | 01/21/77 |

## 34 Points

| | | |
|---|---|---|
| Marie Ferdinand | at #8 Purdue | 03/18/01 |
| Marie Ferdinand | at SMU | 11/28/00 |
| Joyce Walker | at New Orleans | 11/26/83 |
| Joyce Walker | McNeese State | 11/23/81 |
| Rene Moran | Mississippi State | 01/02/80 |
| Maree Jackson | #3 Tennessee | 01/09/78 |
| Julie Gross | at Lamar | 11/29/78 |
| Maree Jackson | at Louisiana College | 01/29/77 |

## 33 Points

| | | |
|---|---|---|
| Seimone Augustus | vs. #8 Baylor | 11/14/04 |
| Elaine Powell | at SMU | 01/10/96 |
| Toni Gross | Memphis | 11/25/95 |
| Cornelia Gayden | at #16 Ole Miss | 02/18/95 |
| Cornelia Gayden | Auburn | 02/04/95 |
| Cornelia Gayden | vs. Rutgers | 12/04/94 |
| Cornelia Gayden | at Florida State | 12/05/92 |
| Natalie Randall | vs. New Orleans | 12/08/84 |
| Joyce Walker | at Tulane | 12/10/83 |
| Cheri Graham | at Concordia College | 11/25/81 |
| Maree Jackson | #20 Louisiana Tech | 02/25/78 |
| Julie Gross | vs. #13 Stephen F. Austin | 12/15/77 |
| Julie Gross | vs. Baylor | 03/12/77 |

## 32 Points

| | | |
|---|---|---|
| Allison Hightower | at Louisiana Tech | 12/01/09 |
| Seimone Augustus | at Alabama | 02/23/06 |
| Seimone Augustus | at #5 Tennessee | 02/09/06 |
| Seimone Augustus | at #13 Texas Tech | 11/13/05 |
| Katrina Hibbert | Arkansas | 02/11/98 |
| Elaine Powell | #8 Tennessee | 02/22/97 |
| Pietra Gay | at #21 Auburn | 01/25/97 |
| Toni Gross | vs. Richmond | 12/23/96 |
| Elaine Powell | vs. Northwestern | 03/22/96 |
| Elaine Powell | at South Carolina | 02/17/96 |
| Cornelia Gayden | Louisiana-Lafayette | 02/07/95 |
| Cornelia Gayden | at Notre Dame | 12/19/93 |
| Cornelia Gayden | at #3 Tennessee | 01/08/92 |
| Joyce Walker | #15 Alabama | 01/21/84 |
| Joyce Walker | at Southern Miss | 02/09/83 |
| Joyce Walker | Northwestern State | 02/03/83 |
| Joyce Walker | at New Orleans | 01/05/83 |
| Joyce Walker | at Southeastern Louisiana | 02/24/81 |
| Rene Moran | #16 Delta State | 01/07/80 |
| Rene Moran | at #15 Valdosta State | 11/15/79 |
| Maree Jackson | at #3 Tennessee | 02/06/78 |
| Julie Gross | #13 Valdosta State | 11/27/78 |
| Julie Gross | Louisiana College | 12/07/77 |
| Maree Jackson | vs. #5 Stephen F. Austin | 03/11/77 |

## 31 Points

| | | |
|---|---|---|
| Allison Hightower | Ole Miss | 02/07/10 |
| Marie Ferdinand | at South Carolina | 02/25/01 |
| Katrina Hibbert | Rice | 11/17/97 |
| Pietra Gay | at Ole Miss | 01/11/97 |
| Elaine Powell | vs. UC Santa Barbara | 03/21/96 |
| Cornelia Gayden | at Texas State | 12/15/93 |
| Pokey Chatman | #5 Louisiana Tech | 12/08/90 |
| Pokey Chatman | #8 Texas | 12/10/88 |
| Alisha Jones | at Louisiana-Lafayette | 11/30/86 |
| Alisha Jones | #20 Alabama | 02/06/85 |
| Madeline Doucet | UNLV | 01/26/84 |
| Joyce Walker | UCLA | 01/06/84 |
| Madeline Doucet | Louisiana-Monroe | 11/30/83 |
| Maree Jackson | at Ole Miss | 01/28/78 |
| Maree Jackson | Alabama | 02/05/77 |

## 30 Points

| | | |
|---|---|---|
| Jeanne Kenney | at Missouri | 01/16/14 |
| LaSondra Barrett | at Ole Miss | 01/17/10 |
| Seimone Augustus | vs. Ole Miss | 03/0306 |
| Aiysha Smith | #20 UC Santa Barbara | 02/15/03 |
| Cornelia Gayden | Southeastern Louisiana | 11/25/94 |
| Cornelia Gayden | at Tulane | 02/21/94 |
| Roberta LaCaze | South Carolina | 01/15/94 |
| Cornelia Gayden | at #1 Tennessee | 01/09/94 |
| Cornelia Gayden | Southern | 02/01/93 |
| Cornelia Gayden | Southeastern Louisiana | 12/01/92 |
| Cornelia Gayden | at UNLV | 12/21/91 |
| Cornelia Gayden | at Southeastern Louisiana | 11/22/91 |
| Pokey Chatman | vs. #4 Tennessee | 03/04/91 |
| April Delley | Vanderbilt | 02/06/88 |
| Alisha Jones | at #2 Georgia | 03/03/86 |
| Madeline Doucet | at Mississippi State | 02/20/84 |
| Joyce Walker | UNLV | 01/26/84 |
| Madeline Doucet | vs. Mississippi State | 12/22/83 |
| Joyce Walker | at McNeese State | 02/14/83 |
| Staci Brown | at New Orleans | 12/18/80 |
| Maree Jackson | Southeastern Louisiana | 01/24/78 |
| Maree Jackson | vs. Baylor | 03/12/77 |
| Maree Jackson | at Louisiana Tech | 01/22/77 |

## Team Records

**Most Field Goals Made • Game**

1 • 50 • at UNLV • 01/16/81
2 • 46 • Northwestern State • 02/19/86
3 • 46 • vs. Northwestern • 12/21/83

**Most Field Goals Made • Season**

1 • 1,366 • 1977-78
2 • 1,267 • 1976-77
3 • 1,081 • 1980-81

**Most Field Goals Attempts • Game**

1 • 95 • Alabama • 11/18/78
2 • 94 • at UNLV • 01/16/81
3 • 94 • vs. New Orleans • 02/23/77

**Most Field Goals Attempts • Season**

1 • 2,771 • 1977-78
2 • 2,186 • 2004-05
3 • 2,175 • 2007-08

**Highest Field Goal Percentage • Game**

1 • 70.0 (35-50) • at Alabama • 01/05/78
2 • 69.6 (39-56) • North Carolina A&T • 01/01/06
3 • 67.2 (43-64) • St. John's • 11/17/98

**Highest Field Goal Percentage • Season**

1 • 50.2 • 1983-84
2 • 50.0 • 1980-81
3 • 49.9 • 1981-82

**Fewest Field Goals Made • Game**

1 • 12 • at #8 Vanderbilt • 01/22/95
2 • 13 • at Arkansas • 02/20/11
2 • 13 • at #15 Kentucky • 02/13/11
2 • 13 • Mississippi State • 01/22/09
2 • 13 • at #20 Auburn • 02/05/94

**Fewest Field Goals Made • Season**

1 • 672 • 1994-95
2 • 695 • 2008-09
3 • 700 • 1992-93

**Fewest Field Goals Attempts • Game**

1 • 30 • #5 Kentucky • 02/05/12
2 • 31 • at Arkansas • 02/16/12
3 • 42 • at Ole Miss • 01/21/01

**Fewest Field Goals Attempts • Season**

1 • 1,655 • 2008-09
2 • 1,700 • 1992-93
3 • 1,706 • 1993-94

**Lowest Field Goal Percentage • Game**

1 • 16.9 (12-71) • at #8 Vanderbilt • 01/22/95
2 • 20.3 (13-64) • at #20 Auburn • 02/05/94
3 • 23.2 (13-56) • Mississippi State • 01/22/09

**Lowest Field Goal Percentage • Season**

1 • 38.0 • 1994-95
2 • 39.8 • 2010-11
3 • 41.2 • 1992-93

## Career Leaders

**Field Goals Made**

| | FGM | PLAYER | SEASONS | GAMES | FGA |
|---|---|---|---|---|---|
| 1. | 1,259 * | Joyce Walker | 1980-84 | 117 | 2,238 |
| 2. | 1,134 | Seimone Augustus | 2002-06 | 140 | 2,083 |
| 3. | 1,034 | Julie Gross | 1976-80 | 131 | 1,996 |
| 4. | 870 | Sylvia Fowles | 2004-08 | 144 | 1,489 |
| 5. | 829 | Cornelia Gayden | 1991-95 | 110 | 1,923 |
| 6. | 753 | Maree Jackson | 1976-78 | 70 | 1,156 |
| 7. | 681 | Alisha Jones | 1983-87 | 101 | 1,269 |
| 8. | 655 | Marie Ferdinand | 1997-01 | 120 | 1,339 |
| 9. | 639 | Katrina Hibbert | 1996-00 | 124 | 1,410 |
| 10. | 601 | Allison Hightower | 2006-10 | 136 | 1,410 |

* = NCAA Record

**Field Goals Attempted**

| | FGA | PLAYER | SEASONS | GAMES | FGM |
|---|---|---|---|---|---|
| 1. | 2,238 | Joyce Walker | 1980-84 | 117 | 1,259 |
| 2. | 2,083 | Seimone Augustus | 2002-06 | 140 | 1,134 |
| 3. | 1,996 | Julie Gross | 1976-80 | 131 | 1,034 |
| 4. | 1,923 | Cornelia Gayden | 1991-95 | 110 | 829 |
| 5. | 1,489 | Sylvia Fowles | 2004-08 | 144 | 870 |
| 6. | 1,420 | Pokey Chatman | 1987-91 | 120 | 598 |
| 7. | 1,410 | Allison Hightower | 2006-10 | 136 | 601 |
| | 1,410 | Katrina Hibbert | 1996-00 | 124 | 639 |
| 9. | 1,339 | Marie Ferdinand | 1997-01 | 120 | 655 |
| 10. | 1,271 | Quinna Chaney | 2004-08 | 142 | 525 |

**Field Goal Percentage • Minimum 500 attempts**

| | FG% | PLAYER | SEASONS | GAMES | FGM-FGA |
|---|---|---|---|---|---|
| 1. | 65.1 | Maree Jackson | 1976-78 | 70 | 753-1,156 |
| 2. | 61.1 | DeTrina White | 1998-2003 | 107 | 484-792 |
| 3. | 58.4 | Sylvia Fowles | 2004-08 | 144 | 870-1,489 |
| 4. | 56.4 | Sheila Johnson | 1989-91 | 60 | 355-629 |
| 5. | 56.2 | Joyce Walker | 1980-84 | 117 | 1,259-2,238 |
| 6. | 54.4 | Seimone Augustus | 2002-06 | 140 | 1,134-2,083 |
| 7. | 53.7 | Alisha Jones | 1983-87 | 101 | 681-1,269 |
| 8. | 52.3 | Toni Gross | 1995-97 | 50 | 313-598 |
| 9. | 52.2 | Ramona Dozier | 1980-84 | 117 | 449-860 |
| 10. | 51.8 | Julie Gross | 1976-80 | 131 | 1,034-1,996 |

## Season Leaders

**Field Goals Made**

| | FGM | PLAYER | SEASON | GAMES | FGA |
|---|---|---|---|---|---|
| 1. | 409 | Maree Jackson | 1977-78 | 40 | 657 |
| 2. | 344 | Julie Gross | 1977-78 | 40 | 672 |
| | 344 | Maree Jackson | 1976-77 | 30 | 499 |
| 4. | 340 | Joyce Walker | 1981-82 | 30 | 590 |
| 5. | 334 | Seimone Augustus | 2005-06 | 35 | 595 |
| 6. | 330 | Joyce Walker | 1983-84 | 30 | 619 |
| 7. | 312 | Joyce Walker | 1982-83 | 27 | 540 |
| 8. | 303 | Seimone Augustus | 2004-05 | 36 | 562 |
| 9. | 285 | Seimone Augustus | 2003-04 | 35 | 540 |
| 10. | 278 | Rene Moran | 1979-80 | 34 | 559 |

**Field Goals Attempted**

| | FGA | PLAYER | SEASON | GAMES | FGM |
|---|---|---|---|---|---|
| 1. | 672 | Julie Gross | 1977-78 | 40 | 357 |
| 2. | 657 | Maree Jackson | 1977-78 | 40 | 409 |
| 3. | 619 | Joyce Walker | 1983-84 | 30 | 330 |
| 4. | 595 | Seimone Augustus | 2005-06 | 35 | 334 |
| 5. | 590 | Joyce Walker | 1981-82 | 30 | 340 |
| 6. | 562 | Seimone Augustus | 2004-05 | 36 | 303 |
| 7. | 559 | Rene Moran | 1979-80 | 34 | 278 |
| 8. | 540 | Seimone Augustus | 2003-04 | 35 | 285 |
| | 540 | Joyce Walker | 1982-83 | 27 | 312 |
| 10. | 524 | Julie Gross | 1976-77 | 37 | 276 |

**Field Goal Percentage • Minimum 200 attempts**

| | FG% | PLAYER | SEASON | GAMES | FGM-FGA |
|---|---|---|---|---|---|
| 1. | 68.9 | Maree Jackson | 1976-77 | 30 | 344-499 |
| 2. | 62.3 | Maree Jackson | 1977-78 | 40 | 409-657 |
| 3. | 61.7 | DeTrina White | 1999-2000 | 32 | 163-264 |
| 4. | 60.7 | Sylvia Fowles | 2005-06 | 35 | 215-354 |
| 5. | 58.8 | Ramona Dozier | 1980-81 | 31 | 134-228 |
| 6. | 58.4 | Sylvia Fowles | 2007-08 | 35 | 239-409 |
| 7. | 57.8 | Joyce Walker | 1982-83 | 27 | 312-540 |
| 8. | 57.6 | Sylvia Fowles | 2004-05 | 36 | 163-283 |
| | 57.6 | Sheila Johnson | 1990-91 | 31 | 204-354 |
| | 57.6 | Joyce Walker | 1981-82 | 30 | 340-590 |

# Field Goal Records




Joyce Walker

## Single Game Leaders

### Field Goals Made

| | FGM | PLAYER | FGA | OPPONENT | DATE |
|---|---|---|---|---|---|
| 1. | 19 | Maree Jackson | 29 | Northwestern State | 02/24/78 |
| 2. | 18 | Joyce Walker | 23 | #20 Auburn | 01/20/82 |
| 3. | 17 | Joyce Walker | 23 | at Portland State | 01/12/81 |
| | 17 | Joyce Walker | 26 | #3 Tennessee | 12/10/80 |
| | 17 | Julie Gross | 34 | Alabama | 11/18/78 |
| | 17 | Maree Jackson | 23 | vs. Western Washington | 03/23/77 |
| | 17 | Maree Jackson | 21 | vs. Northwestern State | 02/26/77 |
| | 17 | Maree Jackson | 23 | #7 Montclair State | 12/05/77 |
| | 17 | Maree Jackson | 25 | at Louisiana College | 11/21/77 |

### Field Goals Attempted

| | FGA | PLAYER | FGM | OPPONENT | DATE |
|---|---|---|---|---|---|
| 1. | 34 | Julie Gross | 17 | Alabama | 11/18/78 |
| 2. | 30 | Allison Hightower | 10 | #25 Kentucky | 01/28/10 |
| | 30 | Cornelia Gayden | 15 | vs. TCU | 01/02/95 |
| 4. | 29 | Julie Gross | 15 | at Lamar | 11/29/78 |
| | 29 | Maree Jackson | 19 | Northwestern State | 02/24/78 |
| | 29 | Maree Jackson | 16 | vs. #5 Stephen F. Austin | 03/11/77 |
| 7. | 28 | Cornelia Gayden | 12 | at Notre Dame | 12/19/93 |
| | 28 | Joyce Walker | 12 | at #20 Alabama | 02/17/84 |
| | 28 | Joyce Walker | 16 | New Orleans | 02/07/84 |
| | 28 | Joyce Walker | 15 | #15 Alabama | 01/21/84 |
| | 28 | Joyce Walker | 15 | at Louisiana-Monroe | 01/18/84 |

## Year-by-Year Leaders • Minimum 100 Attempts

| SEASON | PLAYER | GAMES | FGM-FGA | PCT. |
|---|---|---|---|---|
| 1977-78 | Maree Jackson | 40 | 409-657 | 62.3 |
| 1978-79 | Kim McKay | 25 | 93-174 | 53.4 |
| 1979-80 | Evelyn Melving | 28 | 82-145 | 56.6 |
| 1980-81 | Ramona Dozier | 31 | 134-228 | 58.8 |
| 1981-82 | Joyce Walker | 30 | 340-590 | 57.6 |
| 1982-83 | Joyce Walker | 27 | 312-540 | 57.8 |
| 1983-84 | Alisha Jones | 29 | 154-278 | 55.4 |
| 1984-85 | Natalie Randall | 29 | 144-272 | 53.3 |
| 1985-86 | Alisha Jones | 28 | 197-381 | 51.7 |
| 1986-87 | Karen Linder | 28 | 130-238 | 54.6 |
| 1987-88 | April Delley | 25 | 134-257 | 52.1 |
| 1988-89 | Dee Dee Franklin | 28 | 114-211 | 54.0 |
| 1989-90 | Sheila Johnson | 29 | 151-275 | 54.9 |
| 1990-91 | Sheila Johnson | 31 | 204-354 | 57.6 |
| 1991-92 | Wendi Widdle | 29 | 140-275 | 50.9 |
| 1992-93 | Roberta LaCaze | 27 | 118-227 | 52.0 |
| 1993-94 | Roberta LaCaze | 25 | 150-299 | 50.2 |
| 1994-95 | Venessa Hackett | 27 | 75-160 | 46.9 |
| 1995-96 | Toni Gross | 28 | 147-295 | 49.8 |
| 1996-97 | Toni Gross | 29 | 169-308 | 54.9 |
| 1997-98 | Keia Howell | 28 | 84-165 | 50.9 |
| 1998-99 | DeTrina White | 30 | 159-256 | 62.1 |
| 1999-00 | DeTrina White | 32 | 163-264 | 61.7 |
| 2000-01 | DeTrina White | 20 | 78-128 | 60.9 |
| 2001-02 | Aiysha Smith | 30 | 189-370 | 51.1 |
| 2002-03 | DeTrina White | 25 | 84-144 | 58.3 |
| 2003-04 | Seimone Augustus | 35 | 285-540 | 52.8 |
| 2004-05 | Sylvia Fowles | 36 | 163-283 | 57.6 |
| 2005-06 | Sylvia Fowles | 35 | 215-354 | 60.7 |
| 2006-07 | Sylvia Fowles | 38 | 253-443 | 57.1 |
| 2007-08 | Sylvia Fowles | 35 | 239-409 | 58.4 |
| 2008-09 | Allison Hightower | 30 | 184-403 | 45.7 |
| 2009-10 | Katherine Graham | 31 | 105-230 | 45.7 |
| 2010-11 | Katherine Graham | 32 | 89-208 | 42.8 |
| 2011-12 | Courtney Jones | 34 | 103-221 | 46.6 |
| 2012-13 | Adrienne Webb | 33 | 176-397 | 44.3 |
| 2013-14 | Shance McKinney | 34 | 102-176 | 58.0 |

# 3-Point Field Goal Records

## Team Records

**Most 3-Point Field Goals Made • Game**

1 • 13 • at Missouri • 01/16/14
2 • 12 • Jackson State • 02/09/95
3 • 11 • vs. TCU • 01/02/95

**Most 3-Point Field Goals Made • Season**

1 • 174 • 2007-08
2 • 172 • 2010-11
3 • 144 • 1994-95

**Most 3-Point Field Goals Attempts • Game**

1 • 32 • Ole Miss • 02/07/10
2 • 29 • vs. Auburn • 03/03/90
3 • 28 • at #18 Florida • 02/11/95

**Most 3-Point Field Goals Attempts • Season**

1 • 529 • 2010-11
2 • 491 • 2007-08
3 • 439 • 1994-95

**Highest 3-Point Field Goal Percentage • Game**

1 • 100.0 (2-2) • Green Bay • 03/22/09
1 • 100.0 (2-2) • vs. #16 Georgia • 03/29/04
1 • 100.0 (2-2) • Southeastern Louisiana • 12/18/97
1 • 100.0 (5-5) • at South Carolina • 02/17/96
1 • 100.0 (2-2) • at #5 Tennessee • 02/10/90

**Highest 3-Point Field Goal Percentage • Season**

1 • 40.9 • 1991-92
2 • 40.0 • 1988-89
3 • 37.2 • 1999-2000
3 • 37.2 • 1998-99

**Fewest 3-Point Field Goals Made • Game**

1 • 0 many times • Last: McNeese State • 12/21/12

**Fewest 3-Point Field Goals Made • Season**

1 • 27 • 1987-88
2 • 56 • 1988-89
3 • 60 • 2008-09

**Fewest 3-Point Field Goals Attempts • Season**

1 • 84 • 1987-88
2 • 140 • 1988-89
3 • 206 • 1989-90

**Lowest 3-Point Field Goal Percentage • Season**

1 • 28.7 • 2008-09
2 • 29.0 • 1992-93
3 • 30.8 • 2000-01

## Career Leaders

**3-Point Field Goals Made**

| | 3PM | PLAYER | SEASONS | GAMES | 3PA |
|---|---|---|---|---|---|
| 1. | 337 | Cornelia Gayden | 1991-95 | 110 | 875 |
| 2. | 205 | Quianna Chaney | 2004-08 | 142 | 591 |
| 3. | 189 | Doneeka Hodges | 2000-04 | 130 | 545 |
| 4. | 175 | Pokey Chatman | 1987-91 | 120 | 473 |
| 5. | 168 | Adrienne Webb | 2009-13 | 129 | 492 |
| 6. | 137 | Jeanne Kenney | 2010-14 | 129 | 431 |
| 7. | 153 | Katrina Hibbert | 1996-2000 | 124 | 446 |
| 8. | 120 | Scholanda Hoston | 2001-06 | 135 | 346 |
| 9. | 108 | Allison Hightower | 2006-10 | 136 | 313 |
| 10. | 80 | Latasha Dorsey | 1995-99 | 123 | 248 |

**3-Point Field Goals Attempted**

| | 3PA | PLAYER | SEASONS | GAMES | 3PM |
|---|---|---|---|---|---|
| 1. | 875 | Cornelia Gayden | 1991-95 | 110 | 337 |
| 2. | 591 | Quianna Chaney | 2004-08 | 142 | 205 |
| 3. | 545 | Doneeka Hodges | 2000-04 | 130 | 189 |
| 4. | 492 | Adrienne Webb | 2009-13 | 129 | 168 |
| 5. | 473 | Pokey Chatman | 1987-91 | 120 | 175 |
| 6. | 446 | Katrina Hibbert | 1996-2000 | 124 | 153 |
| 7. | 431 | Jeanne Kenney | 2010-14 | 129 | 137 |
| 8. | 346 | Scholanda Hoston | 2001-06 | 135 | 120 |
| 9. | 313 | Allison Hightower | 2006-10 | 136 | 108 |
| 10. | 233 | Pietra Gay | 1995-97 | 59 | 76 |

**3-Point Field Goal Percentage • Minimum 100 attempts**

| | 3-PT FG% | PLAYER | SEASONS | GAMES | 3PM-3PA |
|---|---|---|---|---|---|
| 1. | 38.9 | Ashley Bankston | 1997-98 | 74 | 65-167 |
| 2. | 38.5 | Cornelia Gayden | 1991-95 | 110 | 337-875 |
| 3. | 38.2 | Christina Ball | 1988-92 | 100 | 55-144 |
| 4. | 37.1 | Elaine Powell | 1995-97 | 61 | 56-151 |
| 5. | 36.6 | April Brown | 1997-2001 | 119 | 66-180 |
| 6. | 36.5 | Pokey Chatman | 1987-91 | 120 | 175-473 |
| 7. | 34.7 | Doneeka Hodges | 2000-04 | 130 | 189-545 |
| | 34.7 | Scholanda Hoston | 2001-06 | 135 | 120-346 |
| | 34.7 | Quianna Chaney | 2004-08 | 142 | 205-591 |

## Season Leaders

**3-Point Field Goals Made**

| | 3PM | PLAYER | SEASON | GAMES | 3PA |
|---|---|---|---|---|---|
| 1. | 105 | Cornelia Gayden | 1994-95 | 27 | 268 |
| 2. | 93 | Quianna Chaney | 2007-08 | 37 | 243 |
| 3. | 87 | Cornelia Gayden | 1991-92 | 29 | 190 |
| 4. | 74 | Cornelia Gayden | 1992-93 | 27 | 240 |
| 5. | 73 | Adrienne Webb | 2010-11 | 32 | 191 |
| 6. | 71 | Jeanne Kenney | 2013-14 | 33 | 181 |
| | 71 | Cornelia Gayden | 1993-94 | 27 | 177 |
| 8. | 64 | Doneeka Hodges | 2003-04 | 35 | 193 |
| 9. | 59 | Pokey Chatman | 1990-91 | 31 | 152 |
| 10. | 54 | Katrina Hibbert | 1999-2000 | 32 | 132 |

**3-Point Field Goals Attempted**

| | 3PA | PLAYER | SEASON | GAMES | 3PM |
|---|---|---|---|---|---|
| 1. | 268 | Cornelia Gayden | 1994-95 | 27 | 105 |
| 2. | 243 | Quianna Chaney | 2007-08 | 37 | 93 |
| 3. | 240 | Cornelia Gayden | 1992-93 | 27 | 74 |
| 4. | 193 | Doneeka Hodges | 2003-04 | 35 | 64 |
| 5. | 191 | Adrienne Webb | 2010-11 | 32 | 73 |
| 6. | 190 | Cornelia Gayden | 1991-92 | 29 | 87 |
| 7. | 181 | Jeanne Kenney | 2013-14 | 33 | 71 |
| 8. | 177 | Cornelia Gayden | 1993-94 | 27 | 71 |
| 9. | 154 | Quinna Chaney | 2006-07 | 38 | 52 |
| 10. | 153 | Pokey Chatman | 1989-90 | 31 | 53 |

**3-Point Field Goal Percentage • Minimum 50 attempts**

| | 3-PT FG% | PLAYER | SEASON | GAMES | 3PM-3PA |
|---|---|---|---|---|---|
| 1. | 45.8 | Cornelia Gayden | 1991-92 | 29 | 87-190 |
| 2. | 44.0 | RaShonta LeBlanc | 2006-07 | 38 | 33-75 |
| 3. | 42.4 | Pokey Chatman | 1988-89 | 30 | 42-99 |
| 4. | 41.4 | Latasha Dorsey | 1998-99 | 30 | 24-58 |
| 5. | 41.0 | Scholanda Hoston | 2003-04 | 35 | 25-61 |
| 6. | 40.9 | Katrina Hibbert | 1999-2000 | 32 | 54-132 |
| 7. | 40.5 | Andrea Kelly | 2008-09 | 30 | 34-84 |
| 8. | 40.1 | Cornelia Gayden | 1993-94 | 27 | 77-177 |
| 9. | 39.8 | Allison Hightower | 2009-10 | 31 | 45-113 |
| 10. | 39.2 | Jeanne Kenney | 2013-14 | 33 | 71-181 |
| | 39.2 | Cornelia Gayden | 1994-95 | 27 | 105-268 |

## Single Game Leaders

**3-Point Field Goals Made**

| | 3PM | PLAYER | 3PA | OPPONENT | DATE |
|---|---|---|---|---|---|
| 1. | 12 * | Cornelia Gayden | 15 | Jackson State | 02/09/95 |
| 2. | 8 | Cornelia Gayden | 15 | vs. UNLV | 12/21/91 |
| 3. | 7 | Pietra Gay | 13 | at #21 Auburn | 01/25/97 |
| | 7 | Cornelia Gayden | 11 | at Jackson State | 02/16/94 |
| | 7 | Cornelia Gayden | 10 | at Louisville | 01/03/94 |
| | 7 | Cornelia Gayden | 10 | Florida State | 11/30/91 |
| 7. | 6 | Jeanne Kenney | 9 | at Missouri | 01/16/14 |
| | 6 | Jeanne Kenney | 7 | Jackson State | 12/30/13 |
| | 6 | Adrienne Webb | 9 | at Ole Miss | 02/06/11 |
| | 6 | Adrienne Webb | 11 | Prairie View AGM | 12/21/10 |
| | 6 | Allison Hightower | 9 | at Alabama | 01/31/10 |
| | 6 | Quianna Chaney | 8 | at #22 Auburn | 01/24/08 |
| | 6 | Quianna Chaney | 9 | Arkansas | 02/28/08 |
| | 6 | Quianna Chaney | 11 | #1 Connecticut | 02/25/08 |
| | 6 | Doneeka Hodges | 8 | at Alabama | 02/05/04 |
| | 6 | Doneeka Hodges | 15 | at #17 Georgia | 01/25/04 |
| | 6 | Doneeka Hodges | 8 | Kentucky | 01/16/03 |
| | 6 | Katrina Hibbert | 12 | at #13 Auburn | 02/06/00 |
| | 6 | Cornelia Gayden | 17 | Georgia | 02/20/93 |

* = NCAA Record

# 3-Point Field Goal Records

**3-Point Field Goals Attempted**

| | 3PA | PLAYER | 3PM | OPPONENT | DATE |
|---|---|---|---|---|---|
| 1. | 18 | Cornelia Gayden | 5 | at Jackson State | 01/25/95 |
| 2. | 17 | Cornelia Gayden | 6 | Georgia | 02/20/93 |
| 3. | 16 | Cornelia Gayden | 6 | vs. TCU | 01/02/95 |
| 4. | 15 | Doneeka Hodges | 8 | at #17 Georgia | 01/25/04 |
| | 15 | Cornelia Gayden | 8 | vs. UNLV | 12/21/91 |
| | 15 | Pokey Chatman | 5 | vs. #12 Auburn | 03/03/90 |

**Year-by-Year Leaders • Minimum 50 Attempts**

| YEAR | PLAYER | GAMES | 3PM-3PA | PCT. |
|---|---|---|---|---|
| 1987-88 | Pokey Chatman | 29 | 21-69 | 30.4 |
| 1988-89 | Pokey Chatman | 30 | 42-99 | 42.4 |
| 1989-90 | Pokey Chatman | 30 | 53-153 | 34.6 |
| 1990-91 | Pokey Chatman | 31 | 59-152 | 38.8 |
| 1991-92 | Cornelia Gayden | 29 | 87-190 | 45.8 |
| 1992-93 | Cornelia Gayden | 27 | 74-240 | 30.8 |
| 1993-94 | Cornelia Gayden | 27 | 71-177 | 40.1 |
| 1994-95 | Cornelia Gayden | 27 | 105-268 | 39.2 |
| 1995-96 | Elaine Powell | 32 | 34-92 | 37.0 |
| 1996-97 | Elaine Powell | 28 | 22-59 | 37.3 |
| 1997-98 | Ashley Bankston | 30 | 38-98 | 38.8 |
| 1998-99 | Latasha Dorsey | 30 | 24-53 | 41.4 |
| 1999-00 | Katrina Hibbert | 32 | 54-132 | 40.9 |
| 2000-01 | April Brown | 29 | 34-96 | 35.4 |
| 2001-02 | Doneeka Hodges | 30 | 53-139 | 38.1 |
| 2002-03 | Doneeka Hodges | 34 | 48-134 | 35.8 |
| 2003-04 | Scholanda Hoston | 35 | 25-61 | 41.0 |
| 2004-05 | Scholanda Hoston | 36 | 46-132 | 34.8 |
| | Quianna Chaney | 36 | 40-115 | 34.8 |
| 2005-06 | Scholanda Hoston | 35 | 40-114 | 35.1 |
| 2006-07 | RaShonta LeBlanc | 38 | 33-75 | 44.0 |
| 2007-08 | Quianna Chaney | 37 | 93-243 | 38.3 |
| 2008-09 | Andrea Kelly | 30 | 34-84 | 40.5 |
| 2009-10 | Allison Hightower | 31 | 45-113 | 39.8 |
| 2010-11 | Adrienne Webb | 32 | 73-191 | 38.2 |
| 2011-12 | LaSondra Barrett | 34 | 24-62 | 38.7 |
| 2012-13 | Adrienne Webb | 33 | 45-124 | 36.3 |
| 2013-14 | Jeanne Kenney | 33 | 71-181 | 39.2 |



# Free Throw Records

## Team Records

**Most Free Throws Made • Game**

1 • 34 • McNeese State • 12/21/12
1 • 34 • vs. #9 Kentucky • 03/03/12
3 • 31 • Ole Miss • 02/07/10
3 • 31 • Mississippi State • 01/03/98
3 • 31 • #2 Tennessee • 01/21/91

**Most Free Throws Made • Season**

1 • 534 • 1990-91
2 • 532 • 1979-80
3 • 525 • 1977-78

**Most Free Throw Attempts • Game**

1 • 50 • Louisiana-Lafayette • 02/05/96
2 • 47 • McNeese State • 12/21/12
3 • 46 • Grambling State • 11/20/01

**Most Free Throw Attempts • Season**

1 • 779 • 1995-96
2 • 773 • 1979-80
3 • 767 • 1976-77

**Highest Free Throw Percentage • Game • Minimum 10 attempts**

1 • 100.0 (20-20) • at #4 Tennessee • 02/13/88
2 • 95.0 (19-20) • Alcorn State • 02/06/91
3 • 94.1 (16-17) • Mississippi State • 01/13/13

**Highest Free Throw Percentage • Season**

1 • 75.8 • 2002-03
2 • 73.0 • 2003-04
3 • 72.7 • 2001-02

**Fewest Free Throws Made • Game**

1 • 1 • vs. #5 Tennessee • 12/17/77
1 • 1 • vs. Washington State • 11/29/02
3 • 2 • #5 South Carolina • 02/16/14
3 • 2 • Lamar • 12/18/11
3 • 2 • at #18 Arkansas • 01/10/08
3 • 2 • vs. #6 Vanderbilt • 03/03/02
3 • 2 • vs. #8 Penn State • 11/25/00
3 • 2 • at #23 Texas Tech • 11/20/99
3 • 2 • at Houston • 11/14/97

**Fewest Free Throws Made • Season**

1 • 311 • 1978-79
2 • 321 • 1999-2000
3 • 344 • 2008-09

**Fewest Free Throws Attempts • Game**

1 • 2 • vs. Washington State • 11/29/02
1 • 2 • at #18 Arkansas • 01/10/08
1 • 2 • Lamar • 12/18/11
1 • 2 • vs. #6 Vanderbilt • 03/03/02

**Fewest Free Throws Attempts • Season**

1 • 482 • 1978-79
2 • 520 • 2008-09
3 • 521 • 1999-2000

**Lowest Free Throw Percentage • Game**

1 • 16.7 (1-6) • at Southeastern Louisiana • 02/24/81
2 • 25.0 (2-8) • at #23 Texas Tech • 11/20/99
3 • 27.3 (3-11) • #6 Vanderbilt • 01/27/02

**Lowest Free Throw Percentage • Season**

1 • 59.3 • 1980-81
2 • 60.1 • 1982-83
3 • 61.6 • 1999-00

## Career Leaders

**Free Throws Made**

| | FTM | PLAYER | SEASONS | GAMES | FTA |
|---|---|---|---|---|---|
| 1. | 497 | LaSondra Barrett | 2008-12 | 126 | 660 |
| 2. | 494 | Sylvia Fowles | 2004-08 | 144 | 822 |
| 3. | 456 | Cornelia Gayden | 1991-95 | 110 | 572 |
| 4. | 453 | Pokey Chatman | 1987-91 | 120 | 548 |
| 5. | 420 | Julie Gross | 1976-80 | 131 | 601 |
| 6. | 401 | Seimone Augustus | 2001-06 | 140 | 468 |
| 7. | 388 | Joyce Walker | 1980-84 | 117 | 532 |
| 8. | 373 | Madeline Doucet | 1981-85 | 106 | 548 |
| 9. | 346 | Maree Jackson | 1976-78 | 70 | 481 |
| 10. | 314 | Temeka Johnson | 2001-05 | 129 | 419 |

**Free Throws Attempted**

| | FTA | PLAYER | SEASONS | GAMES | FTM |
|---|---|---|---|---|---|
| 1. | 822 | Sylvia Fowles | 2004-08 | 144 | 494 |
| 2. | 660 | LaSondra Barrett | 2008-12 | 126 | 497 |
| 3. | 601 | Julie Gross | 1976-80 | 131 | 420 |
| 4. | 572 | Cornelia Gayden | 1991-95 | 110 | 456 |
| 5. | 548 | Pokey Chatman | 1987-91 | 120 | 453 |
| | 548 | Madeline Doucet | 1981-85 | 106 | 373 |
| 7. | 532 | Joyce Walker | 1980-84 | 117 | 388 |
| 8. | 481 | Maree Jackson | 1976-78 | 70 | 346 |
| 9. | 476 | Marie Ferdinand | 1997-2001 | 120 | 304 |
| 10. | 468 | Seimone Augustus | 2002-06 | 140 | 401 |

**Free Throw Percentage • Minimum 200 attempts**

| | FT% | PLAYER | SEASONS | GAMES | FTM-FTA |
|---|---|---|---|---|---|
| 1. | 85.7 | Seimone Augustus | 2002-06 | 140 | 401-468 |
| 2. | 84.4 | Jeanne Kenney | 2010-14 | 129 | 173-205 |
| 3. | 82.7 | Pokey Chatman | 1987-91 | 120 | 453-528 |
| 4. | 82.2 | Katrina Hibbert | 1996-2000 | 124 | 264-321 |
| 5. | 81.5 | Annette Jackson-Lowery | 1987-1991 | 73 | 164-201 |
| 6. | 81.2 | Pietra Gay | 1995-97 | 59 | 268-330 |
| 7. | 79.8 | Cornelia Gayden | 1991-95 | 110 | 456-572 |
| 8. | 76.7 | Adrieena Webb | 2009-13 | 129 | 174-227 |
| 9. | 76.0 | Jeannetta Burns | 1984-88 | 117 | 238-313 |
| 10. | 75.8 | Alisha Jones | 1983-87 | 101 | 235-310 |

## Season Leaders

**Free Throws Made**

| | FTM | PLAYER | SEASONS | GAMES | FTA |
|---|---|---|---|---|---|
| 1. | 203 | Maree Jackson | 1977-78 | 40 | 269 |
| 2. | 179 | Rene Moran | 1979-80 | 34 | 244 |
| 3. | 177 | LaSondra Barrett | 2011-12 | 34 | 236 |
| 4. | 173 | Marie Ferdinand | 2000-01 | 30 | 234 |
| 5. | 155 | Pokey Chatman | 1990-91 | 31 | 192 |
| 6. | 143 | Maree Jackson | 1976-77 | 30 | 212 |
| 7. | 141 | LaSondra Barrett | 2009-10 | 31 | 167 |
| 8. | 139 | Theresa Plaisance | 2012-13 | 34 | 191 |
| 9. | 137 | Sylvia Fowles | 2006-07 | 38 | 224 |
| 10. | 136 | Pietra Gay | 1996-97 | 29 | 162 |

**Free Throws Attempted**

| | FTA | PLAYER | SEASONS | GAMES | FTM |
|---|---|---|---|---|---|
| 1. | 269 | Maree Jackson | 1977-78 | 40 | 203 |
| 2. | 244 | Rene Moran | 1979-80 | 34 | 179 |
| 3. | 236 | LaSondra Barrett | 2011-12 | 34 | 177 |
| 4. | 234 | Marie Ferdinand | 2000-01 | 30 | 173 |
| 5. | 224 | Sylvia Fowles | 2006-07 | 38 | 137 |
| 6. | 218 | Sylvia Fowles | 2005-06 | 38 | 127 |
| 7. | 212 | Maree Jackson | 1976-77 | 30 | 143 |
| 8. | 211 | Sylvia Fowles | 2007-08 | 38 | 130 |
| 9. | 192 | Pokey Chatman | 1990-91 | 31 | 155 |
| 10. | 191 | Theresa Plaisance | 2012-13 | 34 | 139 |

# Free Throw Records

**Free Throw Percentage • Minimum 50 attempts**

| | FT% | PLAYER | SEASONS | GAMES | FTM-FTA |
|---|---|---|---|---|---|
| 1. | 91.5 | Jeanne Kenney | 2013-14 | 33 | 75-82 |
| 2. | 90.1 | Seimone Augustus | 2003-04 | 35 | 100-111 |
| 3. | 88.8 | Seimone Augustus | 2002-03 | 34 | 79-89 |
| 4. | 86.9 | Seimone Augustus | 2004-05 | 36 | 113-130 |
| 5. | 86.6 | Katrina Hibbert | 1997-98 | 32 | 97-112 |
| 6. | 86.0 | Katrina Hibbert | 1996-97 | 30 | 49-57 |
| 7. | 84.5 | Pokey Chatman | 1989-90 | 30 | 120-142 |
| | 84.5 | Ke-Ke Tardy | 2002-03 | 34 | 60-71 |
| 9. | 84.4 | LaSondra Barrett | 2009-10 | 31 | 141-167 |
| 10. | 84.1 | Ashley Bankston | 1997-98 | 30 | 53-63 |

## Single Game Leaders

**Free Throws Made**

| | FTM | PLAYER | FTA | OPPONENT | DATE |
|---|---|---|---|---|---|
| 1. | 18 | Pokey Chatman | 21 | #3 Georgia | 02/10/91 |
| 2. | 15 | Raigyne Moncrief | 20 | vs. Rutgers | 11/29/13 |
| 3. | 14 | Marie Ferdinand | 18 | at #8 Purdue | 03/18/01 |
| 4. | 13 | Theresa Plaisance | 19 | McNeese State | 12/21/12 |
| | 13 | LaSondra Barrett | 18 | San Diego State | 03/18/12 |
| | 13 | LaSondra Barrett | 20 | at Alabama | 02/12/12 |
| | 13 | LaSondra Barrett | 14 | Ole Miss | 02/07/10 |
| | 13 | Pietra Gay | 13 | Memphis | 11/25/95 |
| | 13 | Cornelia Gayden | 15 | at #16 Ole Miss | 02/18/95 |
| | 13 | Cornelia Gayden | 14 | at Southern Miss | 01/27/93 |
| | 13 | Madeline Doucet | 14 | at Mississippi State | 01/24/83 |
| 12. | 12 | Theresa Plaisance | 14 | at Alabama | 03/02/14 |
| | 12 | Katherine Graham | 15 | Auburn | 02/10/11 |
| | 12 | Temeka Johnson | 15 | Ole Miss | 02/26/04 |
| | 12 | Temeka Jonson | 15 | vs. #3 Tennessee | 03/02/02 |
| | 12 | Marie Ferdinand | 16 | at Arkansas | 02/11/01 |
| | 12 | Pietra Gay | 14 | Tulane | 01/29/97 |
| | 12 | Cornelia Gayden | 12 | Southeastern Louisiana | 11/25/94 |
| | 12 | Cornelia Gayden | 15 | at Southeastern Louisiana | 11/30/93 |
| | 12 | Pokey Chatman | 14 | #8 Texas | 12/10/88 |
| | 12 | Rene Moran | 16 | Southeastern Louisiana | 03/05/80 |

**Free Throws Attempts**

| | FTA | PLAYER | FTM | OPPONENT | DATE |
|---|---|---|---|---|---|
| 1. | 21 | Pokey Chatman | 18 | #3 Georgia | 02/10/91 |
| 2. | 20 | Raigyne Moncrief | 15 | vs. Rutgers | 11/29/13 |
| | 20 | LaSondra Barrett | 13 | at Alabama | 02/12/12 |
| 4. | 19 | Theresa Plaisance | 13 | McNeese State | 12/21/12 |
| | 19 | Maree Jackson | 11 | #20 Louisiana Tech | 02/25/78 |
| 6. | 18 | LaSondra Barrett | 13 | San Diego State | 03/18/12 |
| | 18 | Marie Ferdinand | 14 | at #8 Purdue | 03/18/01 |
| 8. | 17 | Theresa Plaisance | 11 | at Arkansas-Little Rock | 12/15/13 |
| 9. | 16 | Erica White | 11 | at #1 Tennessee | 02/14/08 |
| | 16 | Sylvia Fowles | 10 | at Alabama | 02/07/08 |
| | 16 | Marie Ferdinand | 12 | at Arkansas | 02/11/01 |
| | 16 | Elaine Powell | 11 | #11 Vanderbilt | 02/10/96 |
| | 16 | Madeline Doucet | 6 | vs. Southern Miss | 11/29/84 |
| | 16 | Rene Moran | 12 | Southeastern Louisiana | 03/05/80 |
| | 16 | Rene Moran | 9 | Houston | 01/04/80 |

## Free Throw Percentage • Minimum 50 Attempts

| YEAR | PLAYER | GAMES | 3PM-3PA | PCT. |
|---|---|---|---|---|
| 1976-77 | Annette Guilotte | 37 | 42-55 | 76.4 |
| 1977-78 | LeNette Caldwell | 40 | 49-62 | 79.0 |
| 1978-79 | Rene Moran | 25 | 56-71 | 78.9 |
| 1979-80 | Rene Moran | 34 | 179-244 | 73.3 |
| 1980-81 | Jackie White | 31 | 43-58 | 74.1 |
| 1981-82 | Evelyn Melvin | 31 | 63-93 | 67.7 |
| 1982-83 | Joyce Walker | 27 | 120-161 | 74.5 |
| 1983-84 | Joyce Walker | 30 | 134-165 | 81.2 |
| 1984-85 | Lesa Thornton | 29 | 38-50 | 76.0 |
| 1985-86 | Bonita Branch | 33 | 69-88 | 78.4 |
| 1986-87 | Lesa Thornton | 28 | 83-111 | 74.8 |
| 1987-88 | Pokey Chatman | 29 | 63-77 | 81.8 |
| 1988-89 | Pokey Chatman | 30 | 115-137 | 83.9 |
| 1989-90 | Pokey Chatman | 30 | 120-142 | 84.5 |
| 1990-91 | Annette Jackson-Lowery | 31 | 87-107 | 81.3 |
| 1991-92 | Cornelia Gayden | 29 | 88-111 | 79.3 |
| 1992-93 | Cornelia Gayden | 27 | 120-146 | 82.2 |
| 1993-94 | Cornelia Gayden | 27 | 134-168 | 79.8 |
| 1994-95 | Cornelia Gayden | 27 | 114-147 | 77.6 |
| 1995-96 | Pietra Gay | 31 | 132-168 | 78.6 |
| 1996-97 | Katrina Hibbert | 30 | 49-57 | 86.0 |
| 1997-98 | Katrina Hibbert | 32 | 97-112 | 86.6 |
| 1998-99 | Latasha Dorsey | 30 | 101-138 | 78.9 |
| 1999-00 | Katrina Hibbert | 32 | 42-55 | 76.4 |
| 2000-01 | Kisha James | 31 | 46-56 | 82.1 |
| 2001-02 | Doneeka Hodges | 30 | 92-119 | 77.3 |
| 2002-03 | Seimone Augustus | 34 | 79-89 | 88.8 |
| 2003-04 | Seimone Augustus | 34 | 100-111 | 90.1 |
| 2004-05 | Seimone Augustus | 36 | 113-130 | 86.9 |
| 2005-06 | Erica White | 34 | 71-89 | 79.8 |
| 2006-07 | RaShonta LeBlanc | 38 | 38-50 | 76.0 |
| 2007-08 | Erica White | 36 | 90-118 | 76.3 |
| 2008-09 | LaSondra Barrett | 30 | 86-119 | 72.3 |
| 2009-10 | LaSondra Barrett | 31 | 141-167 | 75.0 |
| 2010-11 | Adrienne Webb | 32 | 48-67 | 71.6 |
| 2011-12 | LaSondra Barrett | 34 | 177-236 | 75.0 |
| 2012-13 | Adrienne Webb | 33 | 86-107 | 80.4 |
| 2013-14 | Jeanne Kenney | 33 | 75-82 | 91.5 |

# Rebounding Records

## Team Records

**Most Rebounds • Game**

1 • 78 • vs. New Orleans • 02/23/77
2 • 77 • vs. Southern • 02/24/77
3 • 72 • vs. Baylor • 03/24/77

**Most Rebounds • Season**

1 • 1,849 • 1977-78
2 • 1.427 • 2004-05
3 • 1,419 • 1979-80

**Highest Rebounding Average • Season**

1 • 47.8 • 1978-79
2 • 46.2 • 1977-78
3 • 45.3 • 1994-95

**Fewest Rebounds • Game**

1 • 16 • vs. #16 Vanderbilt • 03/02/01
2 • 19 • at Alabama • 02/16/80
3 • 20 • at #9 Penn State • 11/21/03

**Fewest Rebounds • Season**

1 • 1,050 • 1992-93
2 • 1.056 • 2000-01
3 • 1,081 • 2001-02

**Lowest Rebounding Average • Season**

1 • 34.1 • 2000-01
2 • 34.8 • 1999-2000
3 • 36.0 • 2001-02

## Career Leaders

| | REBOUNDS | PLAYER | SEASONS | GAMES | AVG. |
|---|---|---|---|---|---|
| 1. | 1,570 | Sylvia Fowles | 2004-08 | 144 | 10.9 |
| 2. | 1,466 | Julie Gross | 1976-80 | 131 | 11.2 |
| 3. | 1,032 | Maree Jackson | 1976-78 | 70 | 14.7 |
| 4. | 1,017 | Joanette Boutte | 1975-80 | 121 | 8.4 |
| 5. | 934 | Ramona Dozier | 1980-84 | 117 | 8.0 |
| 6. | 894 | Cornelia Gayden | 1991-95 | 110 | 8.1 |
| 7. | 845 | Alisha Jones | 1983-87 | 101 | 8.4 |
| 8. | 840 | DeTrina White | 1998-2003 | 107 | 7.9 |
| 9. | 834 | Barbara Henderson | 1988-92 | 120 | 7.0 |
| 10. | 813 | LaSondra Barrett | 2008-12 | 126 | 6.5 |

## Season Leaders

| | REBOUNDS | PLAYER | SEASONS | GAMES | AVG. |
|---|---|---|---|---|---|
| 1. | 539 | Maree Jackson | 1977-78 | 40 | 13.5 |
| 2 | 493 | Maree Jackson | 1976-77 | 30 | 16.4 |
| 3 | 477 | Sylvia Fowles | 2006-07 | 38 | 12.6 |
| 4 | 463 | Julie Gross | 1976-77 | 40 | 11.6 |
| 5 | 459 | Julie Gross | 1977-78 | 40 | 11.5 |
| 6. | 407 | Sylvia Fowles | 2005-06 | 35 | 11.6 |
| 7. | 402 | Joanette Boutte | 1975-76 | 29 | 13.9 |
| 8. | 373 | Thelma McCoy | 1975-76 | 29 | 12.8 |
| 9. | 361 | Sylvia Fowles | 2007-08 | 35 | 10.3 |
| 10. | 325 | Sylvia Fowles | 2004-05 | 36 | 9.0 |

## By Class

**Freshmen**

| | REBOUNDS | PLAYER | SEASON | GAMES | AVG. |
|---|---|---|---|---|---|
| 1. | 493 | Maree Jackson | 1976-77 | 30 | 16.4 |

**Sophomore**

| | REBOUNDS | PLAYER | SEASON | GAMES | AVG. |
|---|---|---|---|---|---|
| 1. | 539 | Maree Jackson | 1977-78 | 40 | 13.5 |

**Junior**

| | REBOUNDS | PLAYER | SEASON | GAMES | AVG. |
|---|---|---|---|---|---|
| 1. | 477 | Sylvia Fowles | 2006-07 | 38 | 12.6 |

**Senior**

| | REBOUNDS | PLAYER | SEASON | GAMES | AVG. |
|---|---|---|---|---|---|
| 1. | 361 | Sylvia Fowles | 2007-08 | 35 | 10.3 |

## Single Game Leaders

| | REBOUNDS | PLAYER | OPPONENT | DATE |
|---|---|---|---|---|
| 1. | 27 | Maree Jackson | Southeastern Louisiana | 01/24/78 |
| | 27 | Maree Jackson | vs. Northwestern State | 02/26/77 |
| 3. | 26 | Maree Jackson | vs. Baylor | 03/12/77 |
| 4. | 25 | Julie Gross | vs. Southern | 02/24/77 |
| | 25 | Maree Jackson | Louisiana-Monroe | 02/18/77 |
| | 25 | Maree Jackson | Louisiana Tech | 02/01/77 |
| 7. | 24 | Maree Jackson | vs. #10 Texas | 03/10/77 |
| | 24 | Maree Jackson | #20 Louisiana Tech | 02/25/78 |
| 9. | 23 | Maree Jackson | Alabama | 02/05/77 |
| 10. | 22 | Sylvia Fowles | #22 Vanderbilt | 01/26/06 |
| | 22 | Many Others | | |

## Year-by-Year Leaders

| YEAR | PLAYER | GAMES | REBOUNDS | AVERAGE |
|---|---|---|---|---|
| 1976-77 | Maree Jackson | 30 | 493 | 16.4 |
| 1977-78 | Maree Jackson | 40 | 539 | 13.5 |
| 1978-79 | Julie Gross | 24 | 258 | 10.8 |
| 1979-80 | Julie Gross | 30 | 286 | 9.5 |
| 1980-81 | Ramona Dozier | 31 | 205 | 6.6 |
| 1981-82 | Madeline Doucet | 26 | 208 | 8.0 |
| 1982-83 | Ramona Dozier | 25 | 244 | 9.8 |
| 1983-84 | Ramona Dozier | 30 | 268 | 8.9 |
| 1984-85 | Alisha Jones | 29 | 254 | 8.8 |
| 1985-86 | Alisha Jones | 28 | 237 | 8.5 |
| 1986-87 | Karen Linder | 28 | 250 | 8.9 |
| 1987-88 | Karen Linder | 29 | 250 | 8.6 |
| 1988-89 | Dee Dee Franklin | 28 | 217 | 7.8 |
| 1989-90 | Sheila Johnson | 29 | 244 | 8.4 |
| 1990-91 | Sheila Johnson | 31 | 286 | 9.2 |
| 1991-92 | Barbara Henderson | 29 | 231 | 8.0 |
| 1992-93 | Cornelia Gayden | 27 | 232 | 8.4 |
| 1993-94 | Cornelia Gayden | 27 | 251 | 9.3 |
| 1994-95 | Cornelia Gayden | 27 | 226 | 8.4 |
| 1995-96 | Toni Gross | 28 | 211 | 7.5 |
| 1996-97 | Toni Gross | 28 | 194 | 6.7 |
| 1997-98 | Katrina Hibbert | 32 | 194 | 6.1 |
| 1998-99 | DeTrina White | 30 | 247 | 8.2 |
| 1999-00 | DeTrina White | 32 | 283 | 8.8 |
| 2000-01 | Marie Ferdinand | 31 | 158 | 5.1 |
| 2001-02 | Aiysha Smith | 30 | 230 | 7.7 |
| 2002-03 | Aiysha Smith | 34 | 189 | 5.6 |
| 2003-04 | Seimone Augustus | 35 | 210 | 6.0 |
| 2004-05 | Sylvia Fowles | 36 | 325 | 9.0 |
| 2005-06 | Sylvia Fowles | 35 | 407 | 11.6 |
| 2006-07 | Sylvia Fowles | 38 | 477 | 12.6 |
| 2007-08 | Sylvia Fowles | 35 | 361 | 10.3 |
| 2008-09 | LaSondra Barrett | 30 | 171 | 5.7 |
| 2009-10 | LaSondra Barrett | 31 | 205 | 6.6 |
| 2010-11 | LaSondra Barrett | 32 | 195 | 6.3 |
| 2011-12 | LaSondra Barrett | 34 | 242 | 7.1 |
| 2012-13 | Theresa Plaisance | 34 | 282 | 8.3 |
| 2013-14 | Theresa Plaisance | 34 | 269 | 7.9 |

# Assist/Turnover Records

## Team Records

**Most Assists • Game**

1 • 38 • UNC-Asheville • 11/23/99
2 • 32 • 3x Last: at Arkansas • 01/10/08

**Most Assists • Season**

1 • 645 • 2007-08
2 • 642 • 1999-2000
3 • 635 • 2002-03

**Fewest Assists • Game**

1 • 2 • at #4 Louisville • 03/30/14
1 • 2 • at #12 Auburn • 01/28/84
1 • 2 • at #7 Tennessee • 01/29/79

**Fewest Assists • Season**

1 • 350 • 1978-79
2 • 370 • 1992-93
3 • 381 • 1986-87

**Most Turnovers • Game**

1 • 38 • Louisiana-Lafayette • 02/02/94
1 • 38 • #4 Texas • 03/08/80
3 • 37 • Southern • 01/26/80

**Most Turnovers • Season**

1 • 657 • 2011-12
1 • 657 • 1985-86
3 • 649 • 1980-81

**Fewest Turnovers • Game**

1 • 3 • Arkansas • 02/28/08
2 • 5 • New Orleans • 12/30/07
2 • 5 • #3 Tennessee • 02/23/03

**Fewest Turnovers • Season**

1 • 395 • 2009-10
2 • 405 • 2001-02
3 • 419 • 2008-09

## Career Leaders

| | ASSISTS | PLAYER | SEASONS | GAMES | AVG. |
|---|---|---|---|---|---|
| 1. | 945 | Temeka Johnson | 2001-05 | 129 | 7.3 |
| 2. | 570 | Pokey Chatman | 1987-91 | 120 | 4.8 |
| 3. | 519 | Erica White | 2004-08 | 128 | 4.1 |
| 4. | 467 | Katrina Hibbert | 1996-2000 | 124 | 3.8 |
| 5. | 430 | Jeanetta Burns | 1984-88 | 117 | 3.7 |
| 6. | 429 | Joyce Walker | 1980-84 | 117 | 3.7 |
| 7. | 420 | LeNette Caldwell | 1975-78 | 117 | 3.6 |
| 8. | 391 | Rhonda Hawthorne | 1982-86 | 83 | 4.7 |
| 9. | 384 | Marie Ferdinand | 1997-2001 | 120 | 3.2 |
| | 384 | Latasha Dorsey | 1996-99 | 123 | 3.1 |

## Season Leaders

| | ASSISTS | PLAYER | SEASONS | GAMES | AVG. |
|---|---|---|---|---|---|
| 1. | 289 | Temeka Johnson | 2003-04 | 35 | 8.3 |
| 2. | 278 | Temeka Johnson | 2004-05 | 36 | 7.7 |
| 3. | 201 | Brenda McGuffee | 1976-77 | 37 | 5.4 |
| 4. | 199 | Temeka Johnson | 2002-03 | 34 | 5.9 |
| 5. | 184 | Erica White | 2005-06 | 34 | 5.4 |
| 6. | 179 | Temeka Johnson | 2001-02 | 24 | 7.5 |
| 7. | 170 | Marie Ferdinand | 1999-2000 | 32 | 5.3 |
| 8. | 169 | Brenda McGuffee | 1977-78 | 40 | 4.8 |
| 9. | 165 | Katrina Hibbert | 1999-2000 | 32 | 5.2 |
| 10. | 160 | LeNette Caldwell | 1976-77 | 37 | 4.3 |

## By Class

**Freshmen**

| | ASSISTS | PLAYER | SEASON | GAMES | AVG. |
|---|---|---|---|---|---|
| 1. | 148 | Rhonda Hawthorne | 1982-83 | 27 | 5.5 |

**Sophomore**

| | ASSISTS | PLAYER | SEASON | GAMES | AVG. |
|---|---|---|---|---|---|
| 1. | 184 | Erica White | 2005-06 | 34 | 5.4 |

**Junior**

| | ASSISTS | PLAYER | SEASON | GAMES | AVG. |
|---|---|---|---|---|---|
| 1. | 199 | Temeka Johnson | 2002-03 | 32 | 5.9 |

**Senior**

| | ASSISTS | PLAYER | SEASON | GAMES | AVG. |
|---|---|---|---|---|---|
| 1. | 289 | Temeka Johnson | 2003-04 | 35 | 8.3 |

## Single Game Leaders

| | ASSISTS | PLAYER | OPPONENT | DATE |
|---|---|---|---|---|
| 1. | 17 | Temeka Johnson | vs. #21 Georgia | 03/05/05 |
| 2. | 15 | Temeka Johnson | vs. Liberty | 03/26/05 |
| | 15 | Temeka Johnson | Florida | 02/27/05 |
| | 15 | Temeka Johnson | Arkansas | 02/12/04 |
| | 15 | Temeka Johnson | at Ole Miss | 01/17/02 |
| 6. | 14 | Erica White | #22 Vanderbilt | 01/26/06 |
| | 14 | Temeka Johnson | #18 Florida | 01/10/02 |
| | 14 | Brenda McGuffee | Alabama | 02/05/77 |
| 9. | 13 | Temeka Johnson | at #13 Minnesota | 12/14/04 |
| | 13 | Temeka Johnson | vs. #4 Texas | 03/27/04 |
| | 13 | Temeka Johnson | #22 Rutgers | 12/02/03 |
| | 13 | Temeka Johnson | at Arkansas | 02/10/02 |
| | 13 | Temeka Johnson | Auburn | 02/07/02 |
| | 13 | Katrina Hibbert | UNC-Ashville | 11/23/99 |

## Year-by-Year Leaders

| YEAR | PLAYER | GAMES | ASSISTS | AVERAGE |
|---|---|---|---|---|
| 1977-78 | Brenda McGuffee | 40 | 169 | 4.8 |
| 1978-79 | Lisa Brewer | 25 | 82 | 3.3 |
| 1979-80 | Paula Hayden | 34 | 132 | 3.9 |
| 1980-81 | Jackie White | 31 | 139 | 4.5 |
| 1981-82 | Joyce Walker | 30 | 124 | 4.1 |
| 1982-83 | Rhonda Hawthorne | 27 | 148 | 5.5 |
| 1983-84 | Rhonda Hawthorne | 30 | 147 | 4.9 |
| 1984-85 | Rhonda Hawthorne | 26 | 81 | 3.1 |
| 1985-86 | Jeanetta Burns | 33 | 128 | 3.9 |
| 1986-87 | Jeanetta Burns | 28 | 119 | 4.3 |
| 1987-88 | Jeanetta Burns | 29 | 146 | 5.0 |
| 1988-89 | Pokey Chatman | 30 | 146 | 4.9 |
| 1989-90 | Pokey Chatman | 30 | 152 | 5.1 |
| 1990-91 | Pokey Chatman | 31 | 157 | 5.1 |
| 1991-92 | Miriam Farr | 29 | 74 | 2.6 |
| 1992-93 | Miriam Farr | 20 | 77 | 3.9 |
| 1993-94 | Miriam Farr | 27 | 113 | 4.2 |
| 1994-95 | Cornelia Gayden | 27 | 87 | 3.2 |
| 1995-96 | Pietra Gay | 31 | 126 | 4.1 |
| 1996-97 | Pietra Gay | 28 | 116 | 4.1 |
| 1997-98 | Latasha Dorsey | 32 | 122 | 3.8 |
| 1998-99 | Katrina Hibbert | 30 | 142 | 4.7 |
| 1999-00 | Marie Ferdinand | 32 | 170 | 5.3 |
| 2000-01 | Marie Ferdinand | 31 | 107 | 3.5 |
| 2001-02 | Temeka Johnson | 24 | 179 | 7.5 |
| 2002-03 | Temeka Johnson | 34 | 199 | 5.9 |
| 2003-04 | Temeka Johnson | 35 | 289 | 8.3 |
| 2004-05 | Temeka Johnson | 36 | 278 | 7.7 |
| 2005-06 | Erica White | 34 | 184 | 5.4 |
| 2006-07 | Erica White | 37 | 158 | 4.3 |
| 2007-08 | Erica White | 36 | 156 | 4.3 |
| 2008-09 | Allison Hightower | 30 | 90 | 3.0 |
| 2009-10 | Katherine Graham | 31 | 108 | 3.5 |
| 2010-11 | Katherine Graham | 32 | 102 | 3.2 |
| 2011-12 | LaSondra Barrett | 34 | 92 | 2.7 |
| 2012-13 | Jeanne Kenney | 32 | 137 | 4.3 |
| 2013-14 | Jeanne Kenney | 33 | 115 | 3.5 |

# Steals Records

## Team Records

**Most Steals • Game**

1 • 27 • vs. Southern Miss • 11/21/04
2 • 25 • at Lynn University • 12/18/96
2 • 25 • Louisiana-Lafayette • 02/05/96

**Most Steals • Season**

1 • 412 • 2007-08
2 • 401 • 2004-05
3 • 385 • 2006-07

**Fewest Steals • Game**

1 • 0 • at Arkansas • 02/20/11
2 • 1 • Several Times • Last: San Diego State • 03/18/12

**Fewest Steals • Season**

1 • 196 • 2010-11
2 • 238 • 1981-82
3 • 241 • 1991-92

## Career Leaders

| | STEALS | PLAYER | SEASONS | GAMES | AVG. |
|---|---|---|---|---|---|
| 1. | 346 | Pokey Chatman | 1987-91 | 120 | 2.9 |
| 2. | 326 | Joyce Walker | 1980-84 | 117 | 2.8 |
| 3. | 258 | Latasha Dorsey | 1996-99 | 123 | 2.1 |
| 4. | 254 | Katrina Hibbert | 1996-2000 | 124 | 2.0 |
| 5. | 239 | Marie Ferdinand | 1997-2001 | 120 | 2.0 |
| 6. | 238 | Temeka Johnson | 2001-05 | 129 | 1.8 |
| 7. | 231 | Scholanda Hoston | 2001-06 | 135 | 1.7 |
| 8. | 218 | Sylvia Fowles | 2004-08 | 144 | 1.5 |
| 9. | 196 | Cornelia Gayden | 1991-95 | 110 | 1.8 |
| 10. | 194 | Erica White | 2004-08 | 128 | 1.5 |

## Season Leaders

| | STEALS | PLAYER | SEASONS | GAMES | AVG. |
|---|---|---|---|---|---|
| 1. | 100 | Danielle Ballard | 2012-13 | 34 | 2.9 |
| 2. | 93 | Marie Ferdinand | 1999-2000 | 32 | 2.9 |
| 3. | 91 | Pokey Chatman | 1990-91 | 31 | 2.9 |
| 4. | 90 | Pokey Chatman | 1988-89 | 30 | 3.0 |
| 5. | 86 | Joyce Walker | 1980-81 | 30 | 2.9 |
| 6. | 85 | Joyce Walker | 1983-84 | 30 | 2.8 |
| 7. | 84 | Pokey Chatman | 1989-90 | 30 | 2.8 |
| 8. | 81 | Pokey Chatman | 1987-88 | 29 | 2.8 |
| | 81 | Elaine Powell | 1995-96 | 32 | 2.5 |
| 10. | 79 | Joyce Walker | 1981-82 | 30 | 2.6 |

## By Class

**Freshmen**

| | STEALS | PLAYER | SEASON | GAMES | AVG. |
|---|---|---|---|---|---|
| 1. | 100 | Danielle Ballard | 2012-13 | 34 | 2.9 |

**Sophomore**

| | STEALS | PLAYER | SEASON | GAMES | AVG. |
|---|---|---|---|---|---|
| 1. | 90 | Pokey Chatman | 1988-89 | 30 | 3.0 |

**Junior**

| | STEALS | PLAYER | SEASON | GAMES | AVG. |
|---|---|---|---|---|---|
| 1. | 93 | Marie Ferdinand | 1999-2000 | 32 | 2.9 |

**Senior**

| | STEALS | PLAYER | SEASON | GAMES | AVG. |
|---|---|---|---|---|---|
| 1. | 91 | Pokey Chatman | 1990-91 | 31 | 2.9 |

## Single Game Leaders

| | STEALS | PLAYER | OPPONENT | DATE |
|---|---|---|---|---|
| 1. | 10 | Cornelia Gayden | Louisiana-Lafayette | 02/07/95 |
| 2. | 9 | Bonita Branch | at New Orleans | 01/30/86 |
| | 9 | Joyce Walker | at Florida | 02/06/83 |
| 4. | 8 | Katrina Hibbert | #10 Florida | 01/24/98 |
| 5. | 7 | Raigyne Moncrief | vs. Rutgers | 11/29/13 |
| | 7 | Danielle Ballard | Grambling State | 12/19/12 |
| | 7 | LaSondra Barrett | Alabama | 01/08/12 |
| | 7 | Scholanda Hoston | North Texas | 11/30/04 |
| | 7 | Temeka Johnson | #20 UC Santa Barbara | 02/15/03 |
| | 7 | Cornelia Gayden | at Notre Dame | 12/19/93 |
| | 7 | Joyce Walker | at Princeton | 01/10/84 |
| | 7 | Rhonda Hawthorne | at Tulane | 12/10/83 |
| | 7 | Joyce Walker | at #20 Ole Miss | 02/22/82 |
| | 7 | Joyce Walker | Southeastern Louisiana | 02/12/81 |

## Year-by-Year Leaders

| YEAR | PLAYER | GAMES | ASSISTS | AVERAGE |
|---|---|---|---|---|
| 1980-81 | Joyce Walker | 30 | 86 | 2.9 |
| 1981-82 | Joyce Walker | 30 | 79 | 2.6 |
| 1982-83 | Joyce Walker | 27 | 76 | 2.8 |
| 1983-84 | Joyce Walker | 30 | 85 | 2.8 |
| 1984-85 | Rhonda Hawthorne | 26 | 46 | 1.8 |
| 1985-86 | Lesa Thornton | 33 | 67 | 2.0 |
| 1986-87 | Lesa Thornton | 28 | 59 | 2.1 |
| 1987-88 | Pokey Chatman | 29 | 81 | 2.8 |
| 1988-89 | Pokey Chatman | 30 | 90 | 3.0 |
| 1989-90 | Pokey Chatman | 30 | 84 | 2.8 |
| 1990-91 | Pokey Chatman | 31 | 91 | 2.9 |
| 1991-92 | Cornelia Gayden | 29 | 43 | 1.5 |
| | Miriam Farr | 29 | 43 | 1.5 |
| 1992-93 | Roberta LaCaze | 27 | 60 | 2.2 |
| 1993-94 | Cornelia Gayden | 27 | 63 | 2.3 |
| 1994-95 | Cornelia Gayden | 27 | 45 | 1.7 |
| 1995-96 | Elaine Powell | 32 | 81 | 2.5 |
| 1996-97 | Elaine Powell | 29 | 70 | 2.4 |
| 1997-98 | Katrina Hibbert | 32 | 77 | 2.4 |
| 1998-99 | Latasha Dorsey | 30 | 75 | 2.5 |
| 1999-00 | Marie Ferdinand | 32 | 93 | 2.9 |
| 2000-01 | Marie Ferdinand | 31 | 76 | 2.5 |
| 2001-02 | Aiysha Smith | 30 | 58 | 1.9 |
| 2002-03 | Temeka Johnson | 34 | 69 | 2.0 |
| 2003-04 | Temeka Johnson | 35 | 64 | 1.8 |
| 2004-05 | Scholanda Hoston | 36 | 78 | 2.2 |
| 2005-06 | Sylvia Fowles | 35 | 66 | 1.9 |
| 2006-07 | Erica White | 37 | 72 | 1.9 |
| 2007-08 | Erica White | 36 | 69 | 1.9 |
| 2008-09 | Allison Hightower | 30 | 57 | 1.9 |
| 2009-10 | Allison Hightower | 31 | 63 | 2.0 |
| 2010-11 | Katherine Graham | 32 | 50 | 1.6 |
| 2011-12 | LaSondra Barrett | 34 | 46 | 1.4 |
| 2012-13 | Danielle Ballard | 34 | 100 | 2.9 |
| 2013-14 | Raigyne Moncrief | 31 | 56 | 1.8 |

# Block Records

## Team Records

**Most Blocks • Game**

1 • 18 • at Nicholls State • 12/02/81
2 • 17 • Southeastern Louisiana • 02/12/81
3 • 13 • Southern Miss • 02/07/81

**Most Blocks • Season**

1 • 220 • 2004-05
2 • 209 • 2006-07
3 • 176 • 2002-03

**Fewest Blocks • Game**

1 • 0 • Several Times • Last: Wichita State • 11/11/12

**Fewest Blocks • Season**

1 • 43 • 1994-95
2 • 49 • 1992-93
3 • 63 • 1991-92

## Career Leaders

| | BLOCKS | PLAYER | SEASONS | GAMES | AVG. |
|---|---|---|---|---|---|
| 1. | 321 | Sylvia Fowles | 2004-08 | 144 | 2.2 |
| 2. | 178 | Julie Gross | 1978-80 | 54 | 3.3 |
| 3. | 148 | Heidi Olsen | 1980-83 | 74 | 2.0 |
| 4. | 147 | Theresa Plaisance | 2010-14 | 123 | 1.2 |
| 5. | 138 | Shanece McKinney | 2010-14 | 117 | 1.2 |
| 6. | 100 | Taylor Turnbow | 2008-12 | 121 | 0.8 |
| | 100 | DeTrina White | 1998-2003 | 107 | 0.9 |
| 8. | 93 | Dee Dee Franklin | 1988-89 | 28 | 3.3 |
| 9. | 89 | Allison Hightower | 2006-10 | 136 | 0.7 |
| | 89 | Alisha Jones | 1983-87 | 101 | 0.9 |

## Season Leaders

| | BLOCKS | PLAYER | SEASONS | GAMES | AVG. |
|---|---|---|---|---|---|
| 1. | 105 | Heidi Olsen | 1982-83 | 27 | 3.9 |
| 2. | 100 | Julie Gross | 1979-80 | 30 | 3.3 |
| 3. | 99 | Sylvia Fowles | 2004-05 | 36 | 2.8 |
| 4. | 93 | Dee Dee Franklin | 1988-89 | 28 | 3.3 |
| 5. | 85 | Theresa Plaisance | 2012-13 | 34 | 2.5 |
| 6. | 78 | Sylvia Fowles | 2006-07 | 38 | 2.1 |
| | 78 | Julie Gross | 1978-79 | 24 | 3.3 |
| 8. | 75 | Sylvia Fowles | 2005-06 | 35 | 2.1 |
| 9. | 69 | Sylvia Fowles | 2007-08 | 35 | 2.0 |
| 10. | 56 | Shanece McKinney | 2013-14 | 34 | 1.6 |

## By Class

**Freshmen**

| | ASSISTS | PLAYER | SEASON | GAMES | AVG. |
|---|---|---|---|---|---|
| 1. | 148 | Rhonda Hawthorne | 1982-83 | 27 | 5.5 |

**Sophomore**

| | ASSISTS | PLAYER | SEASON | GAMES | AVG. |
|---|---|---|---|---|---|
| 1. | 184 | Erica White | 2005-06 | 34 | 5.4 |

**Junior**

| | ASSISTS | PLAYER | SEASON | GAMES | AVG. |
|---|---|---|---|---|---|
| 1. | 199 | Temeka Johnson | 2002-03 | 32 | 5.9 |

**Senior**

| | ASSISTS | PLAYER | SEASON | GAMES | AVG. |
|---|---|---|---|---|---|
| 1. | 289 | Temeka Johnson | 2003-04 | 35 | 8.3 |

## Single Game Leaders

| | BLOCKS | PLAYER | OPPONENT | DATE |
|---|---|---|---|---|
| 1. | 9 | Theresa Plaisance | at Alabama | 03/02/14 |
| | 9 | Cheri Graham | at Nicholls State | 12/02/81 |
| 3. | 8 | Theresa Plaisance | Tulane | 12/09/12 |
| | 8 | Dee Dee Franklin | at #15 Purdue | 03/19/89 |
| | 8 | Dee Dee Franklin | Kentucky | 02/14/89 |
| 6. | 7 | Theresa Plaisance | at Florida International | 11/25/12 |
| | 7 | Taylor Turnbow | #25 Xavier | 11/26/08 |
| | 7 | Sylvia Fowles | vs. #8 Tennessee | 03/05/06 |
| | 7 | Dee Dee Franklin | vs. Vanderbilt | 03/04/89 |
| | 7 | Heidi Olsen | Southeastern Louisiana | 02/12/81 |
| | 7 | Julie Gross | #4 Texas | 03/08/80 |
| | 7 | Julie Gross | #2 Louisiana Tech | 03/07/80 |
| | 7 | Julie Gross | Southeastern Louisiana | 03/05/80 |
| | 7 | Julie Gross | Southeastern Louisiana | 02/05/79 |
| | 7 | Julie Gross | #3 Tennesssee | 01/09/78 |

## Year-by-Year Leaders

| YEAR | PLAYER | GAMES | BLOCKS | AVERAGE |
|---|---|---|---|---|
| 1978-79 | Julie Gross | 24 | 78 | 3.3 |
| 1979-80 | Julie Gross | 30 | 100 | 3.3 |
| 1980-81 | Heidi Olsen | 29 | 38 | 1.3 |
| 1981-82 | Cheri Graham | 31 | 47 | 1.5 |
| 1982-83 | Heidi Olsen | 27 | 105 | 3.9 |
| 1983-84 | Alisha Jones | 29 | 18 | 0.6 |
| 1984-85 | Alisha Jones | 29 | 34 | 1.2 |
| 1985-86 | Natalie Randall | 33 | 31 | 0.9 |
| 1986-87 | Tammie Gayten | 27 | 23 | 0.8 |
| 1987-88 | Carla Hough | 29 | 32 | 1.1 |
| 1988-89 | Dee Dee Franklin | 28 | 93 | 3.3 |
| 1989-90 | Wendi Widdle | 30 | 24 | 0.8 |
| 1990-91 | Tara Curtis | 31 | 26 | 0.8 |
| 1991-92 | Wendi Widdle | 29 | 20 | 0.7 |
| 1992-93 | Tarleshia Brown | 21 | 17 | 0.8 |
| 1993-94 | Candice Brookins | 22 | 21 | 0.9 |
| 1994-95 | Katina Smith | 21 | 10 | 0.5 |
| 1995-96 | Toni Gross | 28 | 26 | 0.9 |
| 1996-97 | Toni Gross | 29 | 45 | 1.5 |
| 1997-98 | Aga Cieslak | 31 | 49 | 1.5 |
| 1998-99 | DeTrina White | 30 | 28 | 0.9 |
| 1999-00 | DeTrina White | 32 | 32 | 1.0 |
| 2000-01 | Ke-Ke Tardy | 28 | 27 | 1.0 |
| 2001-02 | Aiysha Smith | 30 | 24 | 0.8 |
| 2002-03 | Crystal White | 24 | 44 | 1.8 |
| 2003-04 | Seimone Augustus | 35 | 25 | 0.7 |
| | Tillie Willis | 35 | 25 | 0.7 |
| 2004-05 | Sylvia Fowles | 36 | 99 | 2.8 |
| 2005-06 | Sylvia Fowles | 36 | 75 | 2.1 |
| 2006-07 | Sylvia Fowles | 38 | 78 | 2.1 |
| 2007-08 | Sylvia Fowles | 35 | 69 | 2.0 |
| 2008-09 | Allison Hightower | 30 | 35 | 1.2 |
| 2009-10 | Jasmine Nelson | 28 | 29 | 1.0 |
| 2010-11 | Taylor Turnbow | 32 | 35 | 1.1 |
| 2011-12 | Shanece McKinney | 27 | 27 | 1.0 |
| 2012-13 | Theresa Plaisance | 34 | 85 | 2.5 |
| 2013-14 | Shanece McKinney | 34 | 56 | 1.6 |

# Team Records/Opponent Records

## GAMES PLAYED

| | PLAYER | SEASONS | GAMES |
|---|---|---|---|
| 1. | Sylvia Fowles | 2004-08 | 144 |
| 2. | Quianna Chaney | 2004-08 | 142 |
| 3. | Seimone Augustus | 2002-06 | 140 |
| 4. | Allison Hightower | 2006-10 | 136 |
| 5. | Scholanda Hoston | 2001-06 | 135 |
| 6. | Julie Gross | 1976-80 | 131 |
| 7. | Doneeka Hodges | 2000-04 | 130 |
| 8. | Jeanne Kenney | 2010-14 | 129 |
| | Adrienne Webb | 2009-13 | 129 |
| | Temeka Johnson | 2001-05 | 129 |

## GAMES STARTED

| | PLAYER | SEASONS | GAMES |
|---|---|---|---|
| 1. | Seimone Augustus | 2002-06 | 140 |
| 2. | Julie Gross | 1976-80 | 131 |
| 3. | Temeka Johnson | 2001-05 | 127 |
| 4. | Pokey Chatman | 1987-91 | 119 |
| 5. | Joyce Walker | 1980-84 | 117 |
| 6. | LaSondra Barrett | 2008-12 | 114 |
| 7. | Cornelia Gayden | 1991-95 | 110 |
| 8. | Ramona Dozier | 1980-84 | 109 |
| 9. | Sylvia Fowles | 2004-08 | 107 |
| 10. | Katrina Hibbert | 1997-2000 | 106 |
| | Barbara Henderson | 1988-92 | 106 |

## NCAA POSTSEASON GAMES PLAYED

| | PLAYER | SEASONS | GAMES |
|---|---|---|---|
| 1. | Sylvia Fowles | 2004-08 | 20 |
| 2. | Seimone Augustus | 2002-06 | 19 |
| | RaShonta LeBlanc | 2004-08 | 19 |
| 4. | Quianna Chaney | 2004-08 | 18 |
| | Erica White | 2004-08 | 18 |
| 6. | Scholanda Hoston | 2001-06 | 17 |
| 7. | Temeka Johnson | 2001-05 | 16 |
| 8. | Ashley Thomas | 2004-08 | 15 |
| 9. | Allison Hightower | 2006-10 | 14 |

Temeka Johnson

## OPPONENT RECORDS

**Most Points • Game**
114 • Mississippi College • 1976

**Fewest Points - Game**
19 • Alabama State • 12/07/02

**Most Rebounds • Game**
72 • Louisiana Tech • 01/22/77

**Fewest Rebounds • Game**
15 • SMU • 01/05/81

**Most Field Goals Made • Game**
43 • UNLV • 01/16/81

**Most Fields Goals Attempted • Game**
108 • UNLV • 01/16/81

**Highest Field Goal Percentage • Game**
65.0 (37-57) • Tennessee • 12/10/80

**Fewest Field Goals Made • Game**
7 • Alabama State • 12/07/02

**Fewest Field Goals Attempted - Game**
37 • Prairie View A&M • 12/21/10

**Lowest Field Goal Percentage • Game**
13.2 (7-53) • Alabama State • 12/07/02

**Most 3-Point Goals Made • Game**
12 • 6x • Last: Louisville • 03/30/14

**Most 3-Point Goals Attempted • Game**
37 • Wichita State • 11/14/11

**Fewest 3-Point Goals Made • Game**
0 • Many Teams • Last: Tennessee • 03/07/14

**Fewest 3-Point Goals Attempted • Game**
0 • Many Teams • Last: N/A

**Lowest 3-Point FG Percentage • Game**
0.0 • Many Teams • Last: #6 Tennessee (03/07/14)

**Most Free Throws Made • Game**
34 • Alabama • 03/02/14

**Most Free Throws Attempted - Game**
50 • Alabama • 03/02/14

**Highest Free Throw Percentage • Game**
1.000 (11-11) • Vanderbilt • 03/08/03
1.000 (8-8) • Florida • 01/13/05

**Fewest Free Throws Made • Game**
0 • 5x • Last: Florida Gulf Coast • 12/17/13

**Fewest Free Throws Attempted - Game**
0 • 2x • Last: Arkansas • 02/25/10

**Lowest Free Throw Percentage • Game**
0.0 • 5x Last: Florida Gulf Coast • 12/17/13

**Most Assists - Game**
29 • Kentucky • 02/27/82

**Fewest Assists - Game**
0 • Northwestern State • 02/26/77

**Most Steals - Game**
23 • Texas • 03/08/80

**Fewest Steals - Game**
0 • UNLV • 01/29/82

**Most Blocked Shots - Game**
14 • Tennessee • 02/22/10

**Fewest Blocked Shots - Game**
0 • Many Teams • Last: Vanderbilt • 01/19/14

**Most Turnovers • Game**
41 • Centenary • 11/30/82

**Fewest Turnovers • Game**
5 • 2x • Last: Texas • 04/01/03

# Miscellaneous Individual Records

## LSU Triple-Doubles



**Cornelia Gayden** is the only player in school history with multiple triple-doubles, and she is one of only two players in SEC history to achieve the feat twice.

**Katherine Graham** etched her name into LSU history with the school's third triple-double in a 102-101 triple-overtime loss to Ole Miss on Feb. 7, 2010 in Baton Rouge. Graham was the only player in the SEC with a triple-double during the 2009-10 season.

### LSU TRIPLE-DOUBLES

| DATE | PLAYER | OPPONENT | STATS |
|---|---|---|---|
| 01/02/95 | Cornelia Gayden | vs. TCU | 43 points, 15 rebounds, 10 assists |
| 02/07/95 | Cornelia Gayden | Louisiana-Lafayette | 32 points, 15 rebounds, 10 steals |
| 02/07/10 | Katherine Graham | Ole Miss | 20 points, 10 rebounds, 10 assists |

### THE 20-20 CLUB

| DATE | PLAYER | OPPONENT | PTS-REB |
|---|---|---|---|
| 02/01/77 | Maree Jackson | Louisiana Tech | 36-25 |
| 02/05/77 | Maree Jackson | Alabama | 31-23 |
| 02/18/77 | Maree Jackson | Louisiana-Monroe | 29-25 |
| 02/19/77 | Maree Jackson | #15 Southeastern Louisiana | 39-22 |
| 02/24/77 | Maree Jackson | vs. Southern | 21-22 |
| 02/26/77 | Maree Jackson | vs. Northwestern State | 47-23 |
| 03/12/77 | Maree Jackson | vs. Baylor | 30-26 |
| 03/12/77 | Julie Gross | vs. Baylor | 33-20 |
| 03/24/77 | Maree Jackson | vs. Baylor | 35-26 |
| 11/28/77 | Julie Gross | at Northwestern State | 25-22 |
| 12/15/77 | Maree Jackson | vs. Savannah State | 39-20 |
| 01/24/78 | Maree Jackson | Southeastern Louisiana | 37-20 |
| 02/16/78 | Maree Jackson | at Southern | 24-22 |
| 02/25/78 | Maree Jackson | #20 Louisiana Tech | 33-24 |
| 01/05/94 | Cornelia Gayden | Mississippi State | 24-21 |
| 01/26/06 | Sylvia Fowles | #22 Vanderbilt | 26-22 |
| 02/04/07 | Sylvia Fowles | at South Carolina | 23-20 |
| 02/15/07 | Sylvia Fowles | at Arkansas | 23-20 |
| 04/06/08 | Sylvia Fowles | vs. #3 Tennessee | 24-20 |

**Sylvia Fowles**

## INDIVIDUAL SCORING AVERAGE

| YEAR | NAME | GAMES | PTS | AVG |
|---|---|---|---|---|
| 2006 | Seimone Augustus | 35 | 795 | 22.7 |

## INDIVIDUAL 3-POINT FIELD GOALS MADE PER GAME

| YEAR | NAME | GAMES | 3PM | AVG |
|---|---|---|---|---|
| 1995 | Cornelia Gayden | 27 | 105 | 3.9 |

## TEAM SCORING DEFENSE

| YEAR | TEAM | GAMES | PTS | AVG |
|---|---|---|---|---|
| 2007 | LSU | 38 | 1,863 | 49.0 |
| 2008 | LSU | 37 | 1,849 | 50.0 |

## TEAM FIELD GOAL PERCENTAGE DEFENSE

| YEAR | TEAM | GAMES | FGM-FGA | PCT |
|---|---|---|---|---|
| 2007 | LSU | 38 | 683-2,082 | 32.8 |

## TEAM ASSISTS

| YEAR | TEAM | GAMES | AST | AVG |
|---|---|---|---|---|
| 2003 | LSU | 34 | 635 | 18.7 |

Seimone Augustus

## SCORING

| YEAR | NAME | GAMES | PTS | AVG |
|---|---|---|---|---|
| 1982 | Joyce Walker | 30 | 747 | 24.9 |
| 1983 | Joyce Walker | 27 | 744 | 27.6 |
| 1984 | Joyce Walker | 26 | 701 | 27.0 |
| 1993 | Cornelia Gayden | 27 | 552 | 20.4 |
| 1994 | Cornelia Gayden | 27 | 647 | 24.0 |
| 1995 | Cornelia Gayden | 27 | 697 | 25.8 |
| 2006 | Seimone Augustus | 35 | 795 | 22.7 |
| 2013 | Theresa Plaisance | 34 | 577 | 17.0 |

## FIELD GOAL PERCENTAGE

| YEAR | NAME | GAMES | FGM-FGA | PCT |
|---|---|---|---|---|
| 1991 | Sheila Johnson | 31 | 204-354 | 57.6 |
| 1999 | DeTrina White | 29 | 157-252 | 62.3 |
| 2000 | DeTrina White | 32 | 163-264 | 61.7 |
| 2008 | Sylvia Fowles | 35 | 239-409 | 58.4 |

## 3-POINT FIELD GOALS MADE

| YEAR | NAME | GAMES | 3PM | AVG |
|---|---|---|---|---|
| 1990 | Pokey Chatman | 30 | 153 | 5.1 |
| 1991 | Pokey Chatman | 31 | 152 | 4.9 |
| 1995 | Cornelia Gayden | 27 | 105 | 3.9 |

## FREE THROW PERCENTAGE

| YEAR | NAME | GAMES | FTM-FTA | PCT |
|---|---|---|---|---|
| 1992 | Cornelia Gayden | 29 | 88-111 | 79.3 |
| 1997 | Pietra Gay | 28 | 136-162 | 84.0 |
| 1998 | Katrina Hibbert | 32 | 97-114 | 85.1 |
| 2003 | Seimone Augustus | 34 | 79-89 | 88.8 |
| 2010 | LaSondra Barrett | 31 | 141-167 | 84.4 |
| 2013 | Adrienne Webb | 33 | 86-107 | 80.4 |

## REBOUNDS

| YEAR | NAME | GAMES | REB | AVG |
|---|---|---|---|---|
| 1988 | Karen Linder | 29 | 250 | 8.6 |
| 2006 | Sylvia Fowles | 35 | 407 | 11.6 |
| 2007 | Sylvia Fowles | 38 | 477 | 12.6 |
| 2008 | Sylvia Fowles | 35 | 361 | 10.3 |

## ASSISTS

| YEAR | NAME | GAMES | AST | AVG |
|---|---|---|---|---|
| 2002 | Temeka Johnson | 24 | 179 | 7.5 |
| 2004 | Temeka Johnson | 35 | 289 | 8.3 |
| 2005 | Temeka Johnson | 36 | 278 | 7.7 |

## STEALS

| YEAR | NAME | GAMES | STL | AVG |
|---|---|---|---|---|
| 1983 | Joyce Walker | 27 | 76 | 2.8 |
| 2000 | Marie Ferdinand | 32 | 93 | 2.9 |
| 2013 | Danielle Ballard | 34 | 100 | 2.9 |

## BLOCKS

| YEAR | NAME | GAMES | BLK | AVG |
|---|---|---|---|---|
| 1983 | Heidi Olsen | 27 | 105 | 3.9 |
| 1989 | Dee Dee Franklin | 28 | 93 | 3.3 |

# Leaders By Class

## FRESHMEN

### POINTS

| | NAME | G | PTS | AVG |
|---|---|---|---|---|
| 1. | Maree Jackson (1976-77) | 30 | 831 | 27.7 |
| 2. | Julie Gross (1976-77) | 37 | 685 | 18.5 |
| 3. | Joyce Walker (1980-81) | 30 | 621 | 20.7 |
| 4. | Cornelia Gayden (1991-92) | 29 | 555 | 19.1 |
| 5. | Seimone Augustus (2002-03) | 34 | 504 | 14.8 |
| 6. | Sylvia Fowles (2004-05) | 36 | 426 | 11.8 |
| 7. | Danielle Ballard (2012-13) | 34 | 410 | 12.1 |
| 8. | Jackie White (1980-81) | 31 | 409 | 13.1 |
| 9. | DeTrina White (1998-99) | 30 | 392 | 13.2 |
| 10. | Alisha Jones (1983-84) | 29 | 363 | 12.5 |

### REBOUNDS

| | NAME | G | REB | AVG |
|---|---|---|---|---|
| 1. | Maree Jackson (1976-77) | 30 | 493 | 16.4 |
| 2. | Julie Gross (1976-77) | 37 | 463 | 12.5 |
| 3. | Sylvia Fowles (2004-05) | 36 | 325 | 9.0 |
| 4. | DeTrina White (1998-99) | 30 | 247 | 8.2 |
| 5. | Alisha Jones (1983-84) | 29 | 230 | 7.9 |
| 6. | Danielle Ballard (2012-13) | 34 | 220 | 6.5 |
| 7. | Madeline Doucet (1981-82) | 26 | 208 | 8.0 |
| 8. | Leslie Sacre (1980-81) | 32 | 207 | 6.5 |
| 9. | Ramona Dozier (1980-81) | 31 | 205 | 6.6 |
| 10. | Seimone Augustus (2002-03) | 34 | 187 | 5.5 |

### ASSISTS

| | NAME | G | AST | AVG |
|---|---|---|---|---|
| 1. | Rhonda Hawthorne (1982-83) | 27 | 148 | 5.5 |
| 2. | Jackie White (1980-81) | 31 | 139 | 4.5 |
| 3. | Pokey Chatman (1987-88) | 29 | 115 | 4.0 |
| 4. | Joyce Walker (1980-81) | 30 | 99 | 3.3 |
| 5. | Danielle Ballard (2012-13) | 34 | 93 | 2.7 |
| 6. | Kelly Skalicky (1981-82) | 18 | 91 | 5.0 |
| 7. | Madeline Doucet (1981-82) | 26 | 86 | 3.3 |
| 8. | Raigyne Moncrief (2013-14) | 31 | 64 | 2.1 |
| | Seimone Augustus (2002-03) | 34 | 64 | 1.9 |
| | Katrina Hibbert (1996-97) | 30 | 64 | 2.1 |

### STEALS

| | NAME | G | STL | AVG |
|---|---|---|---|---|
| 1. | Danielle Ballard (2012-13) | 34 | 100 | 2.9 |
| 2. | Joyce Walker (1980-81) | 30 | 86 | 2.9 |
| 3. | Pokey Chatman (1987-88) | 29 | 81 | 2.8 |
| 4. | Jackie White (1980-81) | 31 | 77 | 2.5 |
| 5. | Rhonda Hawthorne (1982-83) | 27 | 73 | 2.7 |
| 6. | Roberta LaCaze (1992-93) | 27 | 60 | 2.2 |
| 7. | Raigyne Moncrief (2013-14) | 31 | 56 | 1.8 |
| | Latasha Dorsey (1995-96) | 31 | 56 | 1.8 |
| 8. | Sylvia Fowles (2004-05) | 36 | 51 | 1.4 |
| 9. | Katrina Hibbert (1996-97) | 30 | 48 | 1.6 |

## SOPHOMORE

### POINTS

| | NAME | G | PTS | AVG |
|---|---|---|---|---|
| 1. | Maree Jackson (1977-78) | 40 | 1021 | 25.5 |
| 2. | Julie Gross (1977-78) | 40 | 828 | 20.7 |
| 3. | Joyce Walker (1981-82) | 30 | 747 | 24.9 |
| 4. | Seimone Augustus (2003-04) | 35 | 679 | 19.4 |
| 5. | Sylvia Fowles (2005-06) | 35 | 557 | 15.9 |
| 6. | Cornelia Gayden (1992-93) | 27 | 552 | 20.4 |
| 7. | Katrina Hibbert (1997-98) | 32 | 517 | 16.2 |
| 8. | Alisha Jones (1984-85) | 29 | 502 | 17.3 |
| 9. | Pokey Chatman (1988-89) | 30 | 485 | 16.2 |
| 10. | Doneeka Hodges (2001-02) | 30 | 459 | 15.3 |

### REBOUNDS

| | NAME | G | REB | AVG |
|---|---|---|---|---|
| 1. | Maree Jackson (1977-78) | 40 | 539 | 13.5 |
| 2. | Julie Gross (1977-78) | 40 | 459 | 11.5 |
| 3. | Sylvia Fowles (2005-06) | 35 | 407 | 11.6 |
| 4. | DeTrina White (1999-2000) | 32 | 283 | 8.8 |
| 5. | Alisha Jones (1984-85) | 29 | 254 | 8.8 |
| 6. | Cornelia Gayden (1993-94) | 27 | 232 | 8.6 |
| 7. | Ramona Dozier (1981-82) | 31 | 217 | 7.0 |
| 8. | Joanette Boutte (1977-78) | 37 | 216 | 5.4 |
| 9. | Seimone Augustus (2003-04) | 35 | 210 | 6.0 |
| 10. | Danielle Ballard (2013-14) | 30 | 206 | 6.9 |

### ASSISTS

| | NAME | G | AST | AVG |
|---|---|---|---|---|
| 1. | Erica White (2005-06) | 34 | 184 | 5.4 |
| 2. | Temeka Johnson (2001-02) | 24 | 179 | 7.5 |
| 3. | Brenda McGuffee (1977-78) | 40 | 169 | 4.8 |
| 4. | Rhonda Hawthorne (1983-84) | 30 | 147 | 4.9 |
| 5. | Pokey Chatman (1988-89) | 30 | 146 | 4.9 |
| 6. | Jeanetta Burns (1985-86) | 33 | 128 | 3.9 |
| 7. | Joyce Walker (1981-82) | 30 | 124 | 4.1 |
| 8. | Doneeka Hodges (2001-02) | 30 | 106 | 3.5 |
| 9. | Katrina Hibbert (1997-98) | 32 | 96 | 3.0 |
| 10. | Marie Ferdinand (1998-99) | 30 | 90 | 3.0 |
| | Jeanne Kenney (2011-12) | 32 | 90 | 2.8 |

### STEALS

| | NAME | G | STL | AVG |
|---|---|---|---|---|
| 1. | Pokey Chatman (1988-89) | 30 | 90 | 3.0 |
| 2. | Joyce Walker (1981-82) | 30 | 79 | 2.6 |
| 3. | Katrina Hibbert (1997-98) | 32 | 77 | 2.4 |
| 4. | Rhonda Hawthorne (1983-84) | 30 | 72 | 2.4 |
| 5. | Sylvia Fowles (2005-06) | 35 | 66 | 1.9 |
| 6. | Latasha Dorsey (1996-97) | 30 | 58 | 1.9 |
| | Marie Ferdinand (1998-99) | 30 | 58 | 1.9 |
| 8. | Seimone Augustus (2003-04) | 35 | 55 | 1.6 |
| 9. | Roberta LaCaze (1993-94) | 25 | 46 | 1.8 |
| | Madeline Doucet (1982-83) | 25 | 46 | 1.8 |

## JUNIOR

### POINTS

| | NAME | G | PTS | AVG |
|---|---|---|---|---|
| 1. | Joyce Walker (1982-83) | 27 | 744 | 27.6 |
| 2. | Rene Moran (1979-80) | 34 | 735 | 21.6 |
| 3. | Seimone Augustus (2004-05) | 36 | 724 | 20.1 |
| 4. | Cornelia Gayden (1993-94) | 27 | 647 | 24.0 |
| 5. | Elaine Powell (1995-96) | 32 | 643 | 20.1 |
| | Sylvia Fowles (2006-07) | 38 | 643 | 16.9 |
| 7. | Theresa Plaisance (2012-13) | 34 | 577 | 17.0 |
| 8. | Marie Ferdinand (1999-00) | 32 | 560 | 17.5 |
| 9. | Madeline Doucet (1983-84) | 30 | 533 | 18.3 |
| 10. | Pietra Gay (1995-96) | 31 | 532 | 17.2 |

### REBOUNDS

| | NAME | G | REB | AVG |
|---|---|---|---|---|
| 1. | Sylvia Fowles (2006-07) | 38 | 477 | 12.6 |
| 2. | Theresa Plaisance (2012-13) | 34 | 282 | 8.3 |
| 3. | Julie Gross (1978-79) | 24 | 258 | 10.8 |
| 4. | Cornelia Gayden (1993-94) | 27 | 251 | 9.3 |
| 5. | Karen Linder (1986-87) | 28 | 250 | 8.9 |
| 6. | Ramona Dozier (1982-83) | 25 | 244 | 9.8 |
| | Sheila Johnson (1989-90) | 29 | 244 | 8.4 |
| 8. | Alisha Jones (1985-86) | 28 | 237 | 8.5 |
| 9. | Aiysha Smith (2001-02) | 30 | 230 | 7.7 |
| 10. | Barbara Henderson (1990-91) | 31 | 222 | 7.2 |

### ASSISTS

| | NAME | G | AST | AVG |
|---|---|---|---|---|
| 1. | Temeka Johnson (2002-03) | 32 | 199 | 5.9 |
| 2. | Marie Ferdinand (1999-00) | 32 | 170 | 5.3 |
| 3. | Erica White (2006-07) | 37 | 158 | 4.3 |
| 4. | Pokey Chatman (1989-90) | 30 | 152 | 5.1 |
| 5. | Katrina Hibbert (1998-99) | 30 | 142 | 4.7 |
| 6. | Jeanne Kenney (2012-13) | 32 | 137 | 4.3 |
| 7. | Paula Hayden (1979-80) | 34 | 132 | 3.9 |
| 8. | Pietra Gay (1995-96) | 31 | 126 | 4.1 |
| | Angelia Crockett (1999-00) | 30 | 126 | 4.2 |
| 10. | Elaine Powell (1995-96) | 32 | 123 | 3.8 |

### STEALS

| | NAME | G | STL | AVG |
|---|---|---|---|---|
| 1. | Marie Ferdinand (1999-00) | 32 | 93 | 2.9 |
| 2. | Pokey Chatman (1989-90) | 30 | 84 | 2.8 |
| 3. | Elaine Powell (1995-96) | 32 | 81 | 2.5 |
| 4. | Scholanda Hoston (2004-05) | 36 | 78 | 2.2 |
| 5. | Joyce Walker (1982-83) | 27 | 76 | 2.8 |
| 6. | Erica White (2006-07) | 37 | 72 | 1.9 |
| 7. | Temeka Johnson (2002-03) | 34 | 69 | 2.0 |
| | Latasha Dorsey (1997-98) | 32 | 69 | 2.2 |
| 9. | Lesa Thornton (1985-86) | 33 | 67 | 2.0 |
| 10. | Cornelia Gayden (1993-94) | 27 | 63 | 2.3 |

## SENIOR

### POINTS

| | NAME | G | PTS | AVG |
|---|---|---|---|---|
| 1. | Seimone Augustus (2005-06) | 35 | 795 | 22.7 |
| 2. | Joyce Walker (1983-84) | 30 | 794 | 26.5 |
| 3. | Cornelia Gayden (1994-95) | 27 | 697 | 25.8 |
| 4. | Marie Ferdinand (2000-01) | 31 | 654 | 21.1 |
| 5. | Sylvia Fowles (2007-08) | 35 | 608 | 17.4 |
| 6. | Pokey Chatman (1990-91) | 31 | 576 | 18.6 |
| 7. | Allison Hightower (2009-10) | 31 | 565 | 18.2 |
| 8. | Quianna Chaney (2007-08) | 37 | 534 | 14.4 |
| 9. | Julie Gross (1979-80) | 30 | 528 | 17.6 |
| 10. | Elaine Powell (1996-97) | 29 | 520 | 17.9 |

### REBOUNDS

| | NAME | G | REB | AVG |
|---|---|---|---|---|
| 1. | Sylvia Fowles (2007-08) | 35 | 361 | 10.3 |
| 2. | Julie Gross (1979-80) | 30 | 286 | 9.5 |
| 3. | Shelia Johnson (1990-91) | 31 | 286 | 9.2 |
| 4. | Theresa Plaisance (2013-14) | 34 | 269 | 7.9 |
| 5. | Ramona Dozier (1983-84) | 30 | 268 | 8.9 |
| 6. | Joanette Boutte (1979-80) | 34 | 264 | 7.8 |
| 7. | Natalie Randall (1985-86) | 33 | 256 | 7.7 |
| 8. | Karen Linder (1987-88) | 29 | 250 | 8.6 |
| 9. | LaSondra Barrett (2011-12) | 34 | 242 | 7.1 |
| 10. | Barbara Henderson (1991-92) | 29 | 231 | 8.0 |

### ASSISTS

| | NAME | G | AST | AVG |
|---|---|---|---|---|
| 1. | * Temeka Johnson (2003-04) | 35 | 289 | 8.3 |
| 2. | * Temeka Johnson (2004-05) | 36 | 278 | 7.7 |
| 3. | Katrina Hibbert (1999-00) | 32 | 165 | 5.2 |
| 4. | Pokey Chatman (1990-91) | 31 | 157 | 5.1 |
| 5. | Erica White (2007-08) | 36 | 156 | 4.3 |
| 6. | Jeanetta Burns (1987-88) | 29 | 146 | 5.0 |
| 7. | Latasha Dorsey (1998-99) | 30 | 127 | 4.2 |
| 8. | RaShonta LeBlanc (2007-08) | 37 | 126 | 3.4 |
| 9. | Quianna Chaney (2007-08) | 37 | 121 | 3.3 |
| 10. | Joyce Walker (1983-84) | 30 | 121 | 4.0 |

### STEALS

| | NAME | G | STL | AVG |
|---|---|---|---|---|
| 1. | Pokey Chatman (1990-91) | 31 | 91 | 2.9 |
| 2. | Joyce Walker (1983-84) | 30 | 85 | 2.8 |
| 3. | Bonita Branch (1985-86) | 33 | 78 | 2.4 |
| | RaShonta LeBlanc (2007-08) | 37 | 78 | 2.1 |
| 5. | Marie Ferdinand (2000-01) | 31 | 76 | 2.5 |
| 6. | Katrina Hibbert (1999-00) | 32 | 76 | 2.4 |
| 7. | Latasha Dorsey (1998-99) | 30 | 75 | 2.5 |
| 8. | Elaine Powell (1996-97) | 29 | 70 | 2.4 |
| 9. | Erica White (2007-08) | 36 | 69 | 1.9 |
| 10. | * Temeka Johnson (2004-05) | 36 | 67 | 1.9 |

* - rewarded another year of eligibility

# Special Games

## 100-POINT GAMES

| | | |
|---|---|---|
| **1976-77** | | |
| 11/25 | LSU 109, West Texas State 48 | Plainview, Texas |
| 02/19 | LSU 101, Southeastern Louisiana 77 | Baton Rouge, La. |
| **1977-78** | | |
| 12/06 | LSU 100, Louisiana-Monroe 58 | Monroe, La. |
| 01/ 16 | LSU 105, McNeese State 70 | Baton Rouge, La. |
| **1978-79** | | |
| 11/ 18 | LSU 105, Alabama 57 | Baton Rouge, La. |
| 11/ 27 | LSU 101, Valdosta State 80 | Baton Rouge, La. |
| **1979-80** | | |
| 02/4 | LSU 103, Southeastern Louisiana 76 | Baton Rouge, La. |
| **1980-81** | | |
| 01/ 16 | LSU 110, UNLV 108 (2 OT) | Las Vegas, Nev. |
| **1982-83** | | |
| 11/30 | LSU 105, Centenary 41 | Baton Rouge, La. |
| 12/06 | LSU 101, Southern 59 | Baton Rouge, La. |
| 02/03 | LSU 108, Northwestern State 71 | Baton Rouge, La. |
| **1983-84** | | |
| 11/27 | LSU 104, New Orleans 88 | New Orleans, La. |
| 12/03 | LSU 111, Mississippi College 61 | Baton Rouge,La. |
| 12/10 | LSU 106, Tulane 57 | New Orleans, La. |
| 12/21 | LSU 103, Northwestern 73 | Blacksburg, Va. |
| 01/06 | LSU 101, UCLA 87 | Baton Rouge, La. |
| 01/26 | LSU 100, UNLV 71 | Baton Rouge, La. |
| **1984-85** | | |
| 01/11 | LSU 106, Oklahoma City 64 | Baton Rouge, La. |
| 01/28 | LSU 102, Mississippi State 71 | Starkville, Miss. |
| **1985-86** | | |
| **1990-91** | | |
| 02/10 | Georgia 108, LSU 102 (2 OT) | Baton Rouge, La. |
| **1992-93** | | |
| 12/01 | LSU 100, Southeastern Louisiana 55 | Baton Rouge, La. |
| **1995-96** | | |
| 11/25 | LSU 101, Memphis 94 (OT) | Baton Rouge, La. |
| 11/29 | LSU 108, Nicholls State 54 | Baton Rouge, La. |
| 12/01 | LSU 104, Prairie View A&M 28 | Baton Rouge, La. |
| **1998-99** | | |
| 11/17 | LSU 100, St. John's 69 | Baton Rouge, La. |
| **1999-2000** | | |
| 12/28 | LSU 103, Jackson State 35 | Baton Rouge, La. |
| **2001-02** | | |
| 11/11 | LSU 101, Grambling State 58 | Baton Rouge, La. |
| **2003-04** | | |
| 02/08 | LSU 103, Alabama 68 | Tuscaloosa, Ala. |
| **2005-06** | | |
| 11/22 | LSU 107, Southern 39 | Baton Rouge, La. |
| **2006-07** | | |
| 11/25 | LSU 105, Eastern Washington 52 | San Antonio, Texas |
| **2009-10** | | |
| 02/07 | Ole Miss 102, LSU 101 (3 OT) | Baton Rouge, La. |

## LSU'S LARGEST MARGIN OF VICTORY

| MG | OPPONENT | SCORE | DATE | SITE |
|---|---|---|---|---|
| 76 | Prairie View | 104-28 | 12/01/95 | Baton Rouge, La. |
| 73 | Centenary | 92-19 | 11/15/09 | Baton Rouge, La. |
| 68 | Southern 107-39 | 11/22/05 | Baton Rouge, La. | |
| 68 | Jackson State | 103-35 | 12/28/99 | Baton Rouge, La. |
| 64 | North Carolina A&T | 99-35 | 01/01/06 | Baton Rouge, La. |
| 64 | Centenary105-41 | 11/30/82 | Baton Rouge, La. | |
| 62 | Houston Baptist | 93-31 | 12/15/09 | Baton Rouge, La. |
| 62 | Delaware State | 94-32 | 12/28/01 | Baton Rouge, La. |
| 61 | West Texas State | 109-48 | 11/25/76 | Plainview, Texas |
| 56 | Mercer 87-31 | 11/25/01 | Baton Rouge, La. | |
| 55 | McNeese State | 83-28 | 12/20/06 | Baton Rouge, La. |
| 55 | UNC Asheville | 91-36 | 11/23/99 | Baton Rouge, La. |
| 54 | Nicholls State | 108-54 | 11/29/95 | Baton Rouge, La. |
| 54 | Texas-Pan American | 99-45 | 01/06/88 | Edinburgh, Texas |
| 53 | Eastern Washington | 105-52 | 11/25/06 | San Antonio, Texas |
| 53 | Mississippi State | 84-31 | 01/20/08 | Baton Rouge, La. |
| 53 | Nicholls State | 88-35 | 11/30/10 | Thibodaux, La. |
| 52 | Arkansas-Pine Bluff | 80-28 | 11/21/11 | Baton Rouge, La. |

## LSU'S LARGEST MARGIN OF DEFEAT

| MG | OPPONENT | SCORE | DATE | SITE |
|---|---|---|---|---|
| 57 | Mississippi College | 114-57 | 1975-76 | Clinton, Miss. |
| 52 | Vanderbilt | 85-33 | 01/22/95 | Nashville, Tenn. |
| 44 | Tennessee | 92-48 | 01/29,/79 | Knoxville, Tenn. |
| 42 | Florida 88-46 | 02/11/95 | Gainesville, Fla. | |
| 41 | Louisiana Tech | 91-50 | 03/07/80 | Baton Rouge, La. |
| 39 | Tennessee | 73-34 | 02/07/87 | Baton Rouge, La. |
| 37 | Southeastern Louisiana | 106-69 | 02/14/77 | Hammond, La. |
| 36 | Tennessee | 86-50 | 01/06/00 | Baton Rouge, La. |
| 35 | Georgia 88-53 | 02/20/93 | Baton Rouge, La. | |
| 34 | Penn State | 86-52 | 11/24/00 | St. Thomas, V.I. |
| 34 | Tennessee | 102-68 | 01/07/95 | Baton Rouge, La. |
| 34 | Tennessee | 95-61 | 01/07/93 | Baton Rouge, La. |

## SINGLE OT GAMES • 15-12

| DATE | SCORE | SITE |
|---|---|---|
| 01/30/81 | Auburn 73, LSU 71 | Baton Rouge, La. |
| 01/04/82 | LSU 88, Southeastern La. 86 | Hammond, La. |
| 01/07/85 | LSU 84, Cal Poly-Pomona 79 | Baton Rouge, La. |
| 02/01/87 | LSU 81, Vanderbilt 79 | Nashville, Tenn. |
| 02/17/87 | New Orleans 75, LSU 74 | Baton Rouge, La. |
| 01/20/88 | Alabama 81, LSU 79 | Tuscaloosa, Ala. |
| 01/11/90 | LSU 80, Kentucky 79 | Lexington, Ky. |
| 11/25/90 | Iowa 73, LSU 65 | Ames, Iowa |
| 11/30/91 | LSU 96, Florida State 88 | Baton Rouge, La. |
| 03/21/96 | LSU 77, Santa Barbara 73 | Amarillo, Texas |
| 01/28/97 | LSU 75, Tulane 74 | Baton Rouge, La. |
| 03/01/97 | Tennessee 100, LSU 99 | Chattanooga, Tenn. |
| 11/21/97 | LSU 68, Oklahoma State 66 | Honolulu, Hawaii |
| 01/14/98 | Kentucky 74, LSU 71 | Cincinnati, Ohio |
| 01/31/99 | LSU 63, Auburn 61 | Baton Rouge, La. |
| 11/27/99 | LSU 68, St. Mary's 65 | Moraga, Calif. |
| 11/22/02 | LSU 78, Arizona 71 | Tucson, Ariz. |
| 01/05/05 | Rutgers 51, LSU 49 | Piscataway, N.J. |
| 02/16/06 | Florida 79, LSU 78 | Gainesville, Fla. |
| 11/25/09 | LSU 73, Tulane 65 | New Orleans, La. |
| 01/10/10 | Auburn 64, LSU 62 | Baton Rouge, La. |
| 02/04/10 | Georgia 49, LSU 46 | Athens, Ga. |
| 02/24/11 | LSU 54, South Carolina 51 | Baton Rouge, La. |
| 11/19/11 | Tulane 65, LSU 62 | New Orleans, La. |
| 01/24/12 | LSU 71, East Tennessee State 68 | Johnson City, Tenn. |
| 12/09/12 | Tulane 66, LSU 64 | Baton Rouge, La. |
| 02/22/13 | LSU 78, Missouri 74 | Columbia, Mo. |

## DOUBLE OT GAMES • 3-12

| DATE | SCORE | SITE |
|---|---|---|
| 01/16/81 | LSU 110, UNLV 108 | Las Vegas, Nev. |
| 01/19/85 | LSU 83, Alabama 76 | Tuscaloosa, Ala. |
| 02/10/91 | Georgia 108, LSU 102 | Baton Rouge, La. |
| 01/11/97 | LSU 88, Mississippi 80 | Oxford, Miss. |
| 12/16/01 | Michigan 86, LSU 81 | Baton Rouge, La. |

## TRIPLE OT GAMES • 1-1

| DATE | SCORE | SITE |
|---|---|---|
| 02/15/03 | LSU 98, Santa Barbara 90 | Baton Rouge, La. |
| 02/07/10 | Ole Miss 102, LSU 101 | Baton Rouge, La. |

# Facing Ranked Teams/Final Polls

## LSU VS. RANKED TEAMS • 150-216

| YEAR | COACH | RECORD | HIGHEST RANKED WIN |
|---|---|---|---|
| 1976-77 | Jinks Coleman | 5-5 | #5 Stephen F. Austin, 76-63 |
| 1977-78 | Jinks Coleman | 7-2 | #2 Delta State, 86-76 |
| 1978-79 | Jinks Coleman | 4-7 | at #8 Stephen F. Austin, 71-69 |
| 1979-80 | Barbara Swaner | 4-8 | #14 UCLA, 73-72 |
| 1980-81 | Barbara Swaner | 0-4 | none |
| 1981-82 | Barbara Swaner | 1-6 | #20 Ole Miss, 77-73 |
| 1982-83 | Sue Gunter | 2-4 | #16 Ole Miss, 91-75 |
| 1983-84 | Sue Gunter | 4-6 | #11 Missouri, 92-82 (NCAA) |
| 1984-85 | Sue Gunter | 3-5 | at #19 Alabama, 83-76 (2OT) |
| 1985-86 | Sue Gunter | 5-5 | #8 Ole Miss, twice |
| 1986-87 | Sue Gunter | 3-7 | #10 Georgia, 84-53 |
| 1987-88 | Sue Gunter | 2-6 | at #13 Georgia, 70-56 |
| 1988-89 | Sue Gunter | 5-6 | #2 Long Beach State, 78-73 |
| 1989-90 | Sue Gunter | 1-6 | #22 Southern Miss, 70-65 |
| 1990-91 | Sue Gunter | 6-5 | #3 Georgia, 83-74 (SEC T) |
| 1991-92 | Sue Gunter | 1-5 | #7 Vanderbilt, 76-69 |
| 1992-93 | Sue Gunter | 0-4 | none |
| 1993-94 | Sue Gunter | 0-5 | none |
| 1994-95 | Sue Gunter | 0-9 | none |
| 1995-96 | Sue Gunter | 2-9 | #2 Georgia, 73-71 (SEC T) |
| 1996-97 | Sue Gunter | 5-5 | #5 Alabama, 84-74 |
| 1997-98 | Sue Gunter | 2-3 | #10 Florida, 67-57 |
| 1998-99 | Sue Gunter | 5-4 | #1 Tennessee, 72-69 |
| 1999-2000 | Sue Gunter | 5-5 | #2 Georgia, 80-74 |
| 2000-01 | Sue Gunter | 4-10 | #6 Purdue, 62-55 |
| 2001-02 | Sue Gunter | 3-9 | #3 Tennessee, 81-80 (SEC T) |
| 2002-03 | Sue Gunter | 13-4 | #3 Tennessee, 78-62 (SEC T) |
| 2003-04 | Sue Gunter | 6-6 | #4 Texas, 71-55 (NCAA) |
| 2004-05 | Pokey Chatman | 8-3 | #5 Tennessee, 68-58 |
| 2005-06 | Pokey Chatman | 11-3 | at #4 Ohio State, 64-48 |
| 2006-07 | Pokey Chatman | 4-6 | #2 Tennessee, 63-54 (SEC T) |
| | Bob Starkey | 1-1 | #4 Connecticut, 73-50 |
| 2007-08 | Van Chancellor | 8-5 | at #1 Tennessee, 78-62 |
| 2008-09 | Van Chancellor | 2-7 | #9 Florida, 66-47 |
| 2009-10 | Van Chancellor | 4-6 | at #13 Xavier, 56-47 |
| 2010-11 | Van Chancellor | 2-6 | at #9 UCLA, 55-53 |
| 2011-12 | Nikki Caldwell | 5-5 | #5 Kentucky, 61-51 |
| 2012-13 | Nikki Caldwell | 6-6 | #7 Kentucky, 77-72 |
| 2013-14 | Nikki Caldwell | 2-8 | #5 Tennessee, 80-77 |
| **Coaches Totals** | **Jinks Coleman** | **16-14** | **3 years** |
| | **Barbara Swaner** | **5-18** | **3 years** |
| | **Sue Gunter** | **77-128** | **22 years** |
| | **Pokey Chatman** | **23-12** | **3 years** |
| | **Bob Starkey** | **1-1** | **1 postseason** |
| | **Van Chancellor** | **16-24** | **4 years** |
| | **Nikki Caldwell** | **13-19** | **3 years** |

## ASSOCIATED PRESS FINAL RANKING

| YEAR | RANKING |
|---|---|
| 1976-77 | No. 11 |
| 1977-78 | No. 10 |
| 1982-83 | No. 20 |
| 1983-84 | No. 8 |
| 1985-86 | No. 9 |
| 1986-87 | No. 14 |
| 1989-90 | No. 23 |
| 1990-91 | No. 8 |
| 1996-97 | No. 9 |
| 1998-99 | No. 21 |
| 1999-00 | No. 15 |
| 2000-01 | No. 18 |
| 2001-02 | No. 22 |
| 2002-03 | No. 3 |
| 2003-04 | No. 19 |
| 2004-05 | No. 2 |
| 2005-06 | No. 5 |
| 2006-07 | No. 12 |
| 2007-08 | No. 6 |
| 2008-09 | NR |
| 2009-10 | NR |
| 2010-11 | NR |
| 2011-12 | RV |
| 2012-13 | RV |
| 2013-14 | RV |

## USA TODAY COACHES FINAL RANKING

| YEAR | RANKING |
|---|---|
| 1985-86 | No. 8 |
| 1986-87 | No. 19 |
| 1988-89 | No. 14 |
| 1990-91 | No. 18 |
| 1996-97 | No. 12 |
| 1998-99 | No. 21 |
| 1999-00 | No. 8 |
| 2000-01 | No. 20 |
| 2001-02 | No. 22 |
| 2002-03 | No. 5 |
| 2003-04 | No. 3 |
| 2004-05 | No. 3 |
| 2005-06 | No. 4 |
| 2006-07 | No. 4 |
| 2007-08 | No. 4 |
| 2008-09 | NR |
| 2009-10 | No. 25 |
| 2010-11 | NR |
| 2011-12 | RV |
| 2012-13 | No. 22 |
| 2013-14 | No. 24 |

## LSU VS. NO. 1 RANKED TEAMS • 2-13

| DATE | SCORE | SITE |
|---|---|---|
| 03/26/77 | Delta State 68, LSU 55 | Minneapolis, Minn. |
| 02/03/79 | Old Dominion 85, LSU 76 | Norfolk, Va. |
| 01/14/80 | Louisiana Tech 84, LSU 56 | Baton Rouge, La. |
| 01/14/89 | Auburn 57, LSU 43 | Baton Rouge, La. |
| 03/05/89 | Auburn 75, LSU 65 | Albany, Ga. |
| 01/10/93 | Vanderbilt 87, LSU 61 | Nashville, Tenn. |
| 01/09/94 | Tennessee 91, LSU 69 | Knoxville, Tenn. |
| 01/07/95 | Tennessee 102, LSU 68 | Baton Rouge, La. |
| 02/22/98 | Tennessee 90, LSU 58 | Knoxville, Tenn. |
| 02/21/99 | LSU 72, Tennessee 69 | Baton Rouge, La. |
| 03/27/00 | Connecticut 86, LSU 71 | Richmond, Va. |
| 02/14/08 | LSU 78, Tennessee 62 | Knoxville, Tenn. |
| 02/25/08 | Connecticut 74, LSU 69 | Baton Rouge, La. |
| 01/03/09 | Connecticut 76, LSU 63 | Hartford, Conn. |
| 11/28/10 | Connecticut 81, LSU 51 | Stoors, Conn. |

## MOST APPEARANCES IN FINAL AP POLL

| | |
|---|---|
| Tennessee | 37 |
| Louisiana Tech | 25 |
| Georgia | 24 |
| Penn State | 23 |
| Stanford | 23 |
| Texas | 23 |
| North Carolina State | 21 |
| **LSU** | **19** |

# Year-by-Year Results

**Jinks Coleman**
**1975-79**
**Record: 91-32 (.740)**

## 1975-76

**Record: 17-14**

| DATE | OPPONENT | RESULTS |
|---|---|---|
| | Whitworth | L, 64-48 |
| | Stephen F. Austin | L, 60-55 |
| | Louisiana-Lafayette | W, 75-62 |
| | Belhaven | W, 65-48 |
| | State | L, 60-59 |
| | Nicholls State | W, 69-59 |
| | Louisiana-Lafayette | W, 84-55 |
| | McNeese State | W, 62-54 |
| | McNeese State | W, 68-58 |
| | Louisiana-Monroe | W, 76-57 |
| | Louisiana-Lafayette | W, 59-32 |
| | Belhaven | W, 67-42 |
| | Southeastern Louisiana | L, 71-62 |
| | Louisiana-Monroe | L, 72-70 |
| | Mississippi College | L, 114-57 |
| 02/10 | at Tulane | W, 84-39 |
| | Texas Tech | W, 76-61 |
| | Mississippi College | L, 101-74 |
| 02/18 | Louisiana Tech | L, 64-49 |
| | Southeastern Louisiana | L, 89-88 |
| | Southeastern Louisiana | L, 84-71 |
| | Nicholls State | W, 95-42 |
| | McNeese State | L, 71-69 |
| | Louisiana-Monroe | W, 83-79 |
| **AIAW State Tournament (New Orleans, La.)** | | |
| 03/04 | vs. McNeese State | W, 73-46 |
| 03/04 | vs. Louisiana Tech | W, 85-77 |
| 03/05 | vs. Northwestern State | W, 93-90 |
| 03/06 | vs. Southeastern Louisiana | L, 70-69 |
| **AIAW Regional Tournament** | | |
| | vs. Oklahoma State | W, 86-60 |
| | vs. Baylor | L, 100-91 |

## 1976-77

**Record: 29-8 (H: 10-1 • A: 5-4 • N: 14-3)**
**AIAW National Runner-Up • Final AP Ranking: No. 11**

| DATE | OPPONENT | LSU RANK | RESULTS |
|---|---|---|---|
| **Plainview Classic (Plainview, Texas)** | | | |
| 11/25 | vs. West Texas State | | W, 109-48 |
| 11/26 | at #2 Wayland Baptist | | L, 74-60 |
| 11/27 | vs. Kansas State | | W, 62-57 |
| 12/04 | #10 Mississippi College | | L, 74-68 |
| 12/08 | Louisiana College | | W, 88-65 |
| 01/08 | at Alabama | | W, 81-80 |
| 01/10 | at Northwestern State | | W, 73-64 |
| 01/12 | at Mississippi State | | W, 87-75 |
| 01/15 | at #18 Memphis State | | L, 65-64 |
| 01/17 | McNeese State | | W, 78-64 |
| 01/21 | at Louisiana-Monroe | | W, 88-71 |
| 01/22 | at Louisiana Tech | | L, 86-68 |
| 01/27 | Louisiana-Lafayette | | W, 83-39 |
| 01/29 | at Louisiana College | | W, 91-65 |
| 01/31 | Tulane | | W, 74-42 |
| 02/01 | Louisiana Tech | | W, 92-72 |
| 02/04 | Northwestern State | | W, 83-62 |
| 02/05 | Alabama | | W, 99-75 |
| 02/07 | Mississippi State | | W, 99-82 |
| **Houston Invitational (Houston, Texas)** | | | |
| 02/11 | vs. Texas Tech | | W, 85-65 |
| 02/11 | vs. Sam Houston State | | W, 96-64 |
| 02/12 | vs. #11 UNLV | | W, 92-89 |
| 02/12 | vs. #19 Baylor | | W, 86-80 |
| 02/14 | at #15 Southeastern Louisiana | | L, 106-69 |
| 02/18 | Louisiana-Monroe | | W, 90-68 |
| 02/19 | #15 Southeastern Louisiana | | W, 101-77 |
| **AIAW State Tournament (Ruston, La.)** | | | |
| 02/23 | vs. New Orleans | | W, 85-58 |
| 02/24 | vs. Southern | | W, 73-51 |
| 02/25 | at Louisiana Tech | | L, 101-88 |
| 02/26 | vs. Northwestern State | | L, 87-82 |
| **AIAW Regional Tournament (Monroe, La.)** | | | |
| 03/10 | vs. #10 Texas | | W, 95-67 |
| 03/11 | vs. #5 Stephen F. Austin | | W, 76-63 |
| 03/12 | vs. Baylor | | W, 92-76 |
| **AIAW National Tournament (Minneapolis, Minn.)** | | | |
| 03/23 | vs. Western Washington | #11 | W, 91-53 |
| 03/24 | vs. Baylor | #11 | W, 71-64 |
| **AIAW Final Four (Minneapolis, Minn.)** | | | |
| 03/25 | vs. #2 Immaculata | #11 | W, 74-68 |
| **AIAW National Championship Game (Minneapolis, Minn.)** | | | |
| 03/26 | vs. #1 Delta State | #11 | L, 68-55 |

## 1977-78

**Record: 37-3 (H: 14-0 • A: 12-2 • N: 11-1)**
**Final AP Ranking: No. 10**

| DATE | OPPONENT | LSU RANK | RESULTS |
|---|---|---|---|
| 11/21 | at Louisiana College | | W, 74-73 |
| 11/28 | at Northwestern State | #2 | W, 87-57 |
| 11/30 | #14 Stephen F. Austin | #2 | W, 62-53 |
| 12/03 | at Louisiana-Lafayette | #2 | W, 82-50 |
| 12/05 | #7 Montclair State | #2 | W, 85-80 |
| 12/06 | at Louisiana-Monroe | #2 | W, 100-58 |
| 12/07 | Louisiana College | #2 | W, 75-73 |
| 12/10 | at Mississippi College | #2 | W, 75-73 |
| **Mississippi University for Women Tournament (Columbus, Miss.)** | | | |
| 12/15 | vs. Savannah State | #2 | W, 89-63 |
| 12/15 | vs. #13 Stephen F. Austin | #2 | W, 78-60 |
| 12/16 | at Miss. U. for Women | #2 | W, 95-78 |
| 12/17 | vs. #5 Tennessee | #2 | L, 72-63 |
| **Sugar Bowl Classic (New Orleans, La.)** | | | |
| 12/30 | vs. #2 Delta State | #4 | W, 86-76 |
| 01/05 | at Alabama | #4 | W, 84-60 |
| 01/07 | Louisiana-Monroe | #4 | W, 75-48 |
| 01/09 | #3 Tennessee | #4 | W, 72-62 |
| 01/12 | at McNeese State | #3 | W, 92-81 |
| 01/14 | at #13 Stephen F. Austin | #3 | W, 71-68 |
| 01/16 | McNeese State | #3 | W, 105-70 |
| 01/21 | Florida | #1 | W, 96-46 |
| 01/23 | Southern | #1 | W, 64-57 |
| 01/24 | Southeastern Louisiana | #1 | W, 93-80 |
| 01/28 | at Ole Miss | #1 | W, 84-77 |
| 01/31 | Mississippi College | #1 | W, 77-62 |
| 02/03 | at Southeastern Louisiana | #1 | W, 90-89 |
| 02/06 | at #3 Tennessee | #1 | L, 86-68 |
| **Houston Invitational (Houston, Texas)** | | | |
| 02/10 | vs. Texas-Arlington | #1 | W, 93-55 |
| 02/10 | vs. Texas Southern | #1 | W, 72-55 |
| 02/11 | vs. Texas Tech | #1 | W, 69-63 |
| 02/11 | vs. Baylor | #1 | W, 95-71 |
| 02/14 | Northwestern State | #1 | W, 92-68 |
| 02/16 | at Southern | #2 | W, 75-63 |
| 02/18 | at Florida | #2 | W, 84-48 |
| **AIAW State Tournament (Baton Rouge, La.)** | | | |
| 02/23 | McNeese State | #2 | W, 67-48 |
| 02/24 | Northwestern State | #2 | W, 90-61 |
| 02/25 | #20 Louisiana Tech | #2 | W, 77-59 |
| **AIAW Regional Tournament (Nacogdoches, Texas)** | | | |
| 03/08 | vs. Lamar | #2 | W, 85-64 |
| 03/09 | vs. Houston | #2 | W, 84-65 |
| 03/10 | at Stephen F. Austin | #2 | L, 66-54 |
| 03/11 | vs. #20 Louisiana Tech | #2 | W, 78-76 |

## 1978-79

**Record: 13-12 (H: 5-2 • A: 5-7 • N: 3-3)**
**Head Coach: Jinks Coleman (first 15 games)**
**Head Coach: Barbara Swanner (last 10 games)**

| DATE | OPPONENT | LSU RANK | RESULTS |
|---|---|---|---|
| 11/18 | Alabama | | W, 105-57 |
| 11/20 | at #8 Stephen F. Austin | | W, 71-69 |
| 11/27 | #13 Valdosta State | #7 | W, 101-80 |
| 11/29 | at Lamar | #7 | W, 96-58 |
| 12/02 | at #9 Delta State | #7 | L, 83-59 |
| 12/18 | UT-Chattanooga | #6 | W, 80-54 |
| 01/06 | vs. Maryland (at NYC) | #6 | L, 77-74 |
| 01/11 | at Long Beach State | #6 | L, 80-78 |
| 01/12 | at Cal State Fullerton | #6 | L, 91-89 |
| 01/16 | at #17 UCLA | #14 | L, 95-85 |
| 01/20 | at McNeese State | #14 | W, 81-58 |
| 01/24 | #7 Tennessee | #17 | W, 85-80 |
| 01/29 | at #7 Tennessee | #17 | L, 92-48 |
| **Old Dominion Optimist Classic (Norfolk, Va.)** | | | |
| 02/02 | vs. Norfolk State | #17 | W, 81-48 |
| 02/03 | at #1 Old Dominion | #17 | L, 85-76 |
| 02/05 | Southeastern Louisiana | #17 | L, 96-95 |
| 02/09 | at #16 Valdosta State | #18 | L, 100-81 |
| 02/12 | Ole Miss | | L, 89-73 |
| 02/15 | at Southeastern Louisiana | | W, 84-81 |
| 02/19 | #14 Delta State | | W, 79-67 |
| **AIAW State Tournament (Monroe, La.)** | | | |
| 02/22 | vs. Northwestern State | | W, 74-49 |
| 02/23 | at Louisiana-Monroe | | W, 87-61 |
| 02/24 | vs. #4 Louisiana Tech | | L, 96-80 |
| **AIAW Regional Tournament (Tulsa, Okla.)** | | | |
| 03/07 | vs. Texas Tech | | W, 84-56 |
| 03/08 | vs. #11 Wayland Baptist | | L, 83-65 |

**Barbara Swanner**
**1979-82**
**Record: 57-50 (.533)**

## 1979-80

**Record: 17-17 (H: 10-5 • A: 3-8 • N: 4-4)**

| DATE | OPPONENT | LSU RANK | RESULTS |
|---|---|---|---|
| **Valdosta State Tournament (Valdosta, Ga.)** | | | |
| 11/14 | vs. Miss. U. for Women | | W, 63-61 |
| 11/15 | at #15 Valdosta State | | W, 85-75 |
| 11/19 | at #19 Ole Miss | | L, 84-68 |
| **Detroit Classic (Detroit, Mich.)** | | | |
| 11/23 | at Detroit | | L, 84-76 |
| 11/24 | vs. #12 Penn State | | W, 83-77 |
| 11/27 | Tulane | | W, 86-56 |
| 12/04 | Louisiana College | #20 | L, 80-64 |
| **Dallas Classic (Dallas, Texas)** | | | |
| 12/14 | vs. Wayland Baptist | | W, 80-78 |
| 12/15 | vs. Texas A&M | | W, 66-52 |
| **Orange Bowl Classic (Miami, Fla.)** | | | |
| 12/28 | vs. #9 Rutgers | | L, 85-69 |
| 12/29 | vs. Penn State | | L, 85-80 |
| 01/02 | Mississippi State | | W, 94-77 |
| 01/04 | Houston | | W, 88-71 |
| 01/05 | #14 UCLA | | W, 73-72 |
| 01/07 | #16 Delta State | | W, 91-70 |
| 01/09 | at Southeastern Louisiana | | W, 76-72 |
| 01/14 | #1 Louisiana Tech | | L, 84-56 |
| 01/17 | Lamar | | L, 87-85 |
| 01/19 | at #4 Stephen F. Austin | | L, 72-62 |
| 01/24 | at Louisiana College | | W, 76-71 |
| 01/26 | Southern | | W, 84-80 |
| 01/28 | at #4 Tennessee | | L, 96-73 |
| 01/30 | McNeese State | | W, 81-63 |
| 02/02 | at #3 Louisiana Tech | | L, 93-61 |
| 02/04 | Southeastern Louisiana | | W, 103-76 |
| **SEC Tournament (Knoxville, Tenn.)** | | | |
| 02/07 | vs. Auburn | | L, 70-64 |
| 02/15 | at Southern Miss | | L, 69-57 |
| 02/16 | at Alabama | | L, 79-58 |
| **AIAW State Tournament (Ruston, La,)** | | | |
| 02/19 | at Louisiana-Monroe | | L, 85-72 |
| 02/27 | at Delta State | | L, 81-64 |
| **AIAW Regional Tournament (Baton Rouge, La.)** | | | |
| 03/05 | Southeastern Louisiana | | W, 87-72 |
| 03/06 | Wayland Baptist | | W, 84-70 |
| 03/07 | #2 Louisiana Tech | | L, 91-50 |
| 03/08 | #4 Texas | | L, 96-73 |

## 1980-81

**Record: 17-15 (H: 8-6 • A: 7-6 • N: 2-3)**

| DATE | OPPONENT | LSU RANK | RESULTS |
|---|---|---|---|
| 11/17 | Northwestern State | | W, 82-57 |
| 11/19 | Delta State | | W, 92-89 |
| 11/21 | Ole Miss | | L, 87-81 |
| 11/24 | Louisiana College | | W, 74-52 |
| **Wayland Classic (Plainview, Texas)** | | | |
| 11/26 | vs. #13 Oregon | | L, 83-67 |
| 11/28 | vs. Delta State | | W, 79-52 |
| 11/29 | vs. Missouri | | L, 69-66 |
| 12/03 | at Auburn | | L, 70-52 |
| 12/10 | #3 Tennessee | | L, 88-73 |
| 12/16 | at Southern | | L, 74-73 |
| 12/18 | at New Orleans | | W, 89-83 |
| **Dallas Classic (Dallas, Texas)** | | | |
| 12/19 | vs. Wayland Baptist | | L, 76-62 |
| 12/20 | at SMU | | W, 75-68 |
| 01/02 | Texas Tech | | W, 71-60 |
| 01/03 | Alabama | | W, 80-68 |
| 01/05 | SMU | | W, 84-63 |
| 01/08 | at Stanford | | W, 85-60 |
| 01/11 | at #15 Oregon | | L, 100-82 |
| 01/12 | at Portland State | | W, 93-77 |
| 01/15 | vs. Hawaii (at Las Vegas) | | W, 95-64 |
| 01/16 | at UNLV | | W, 110-108 (2 OT) |

| | | |
|---|---|---|
| 01/20 | at Southeastern Louisiana | W, 91-69 |
| 01/24 | #17 Stephen F. Austin | L, 90-71 |
| 01/26 | at Tulane | W, 92-79 |
| **SEC Tournament (Baton Rouge, La.)** | | |
| 01/30 | Auburn | L, 73-71 (OT) |
| 02/04 | at McNeese State | L, 88-77 |
| 02/07 | Southern Miss | L, 87-70 |
| 02/09 | at Mississippi State | L, 73-63 |
| 02/12 | Southeastern Louisiana | W, 95-59 |
| 02/17 | Nicholls State | W, 91-63 |
| **AIAW State Tournament (Hammond, La.)** | | |
| 02/24 | at Southeastern Louisiana | L, 80-67 |
| **AIAW Regional Tournament (Baton Rouge, La.)** | | |
| 03/07 | at Southern | L, 83-67 |

## 1981-82

**Record: 18-13 (H: 6-4 • A: 9-8 • N: 3-1)**

| DATE | OPPONENT | LSU RANK | RESULTS |
|---|---|---|---|
| 11/23 | McNeese State | | L, 75-74 |
| 11/25 | at Concordia College | | W, 73-61 |
| 11/27 | at North Dakota State | | W, 79-70 |
| 11/28 | at Minnesota | | L, 75-73 |
| 11/30 | at Northwestern State | | L, 75-61 |
| 12/02 | at Nicholls State | | W, 95-75 |
| 12/05 | Tulane | | W, 87-52 |
| 12/08 | at Louisiana College | | W, 84-50 |
| **Giusti Tournament of Champions (Portland, Ore.)** | | | |
| 12/16 | vs. #13 Oregon | | L, 63-59 |
| 12/17 | vs. California | | W, 65-56 |
| 12/18 | vs. Washington State | | W, 78-59 |
| 01/04 | at Southeastern Louisiana | | W, 88-86 (OT) |
| 01/07 | East Carolina | | W, 85-70 |
| 01/09 | Mississippi State | | W, 87-71 |
| 01/12 | at UCLA | | L, 81-63 |
| 01/13 | at Cal State Los Angeles | | W, 68-64 |
| 01/16 | at UNLV | | W, 91-71 |
| 01/20 | #20 Auburn | | L, 77-71 |
| 01/23 | at Delta State | | W, 71-64 |
| 01/27 | Ole Miss | | L, 73-72 |
| 01/29 | UNLV | | W, 85-55 |
| 02/03 | New Orleans | | L, 79-73 |
| 02/06 | at Mississippi State | | W, 67-47 |
| 02/09 | Southeastern Louisiana | | W, 65-61 |
| 02/13 | at Alabama | | L, 80-78 |
| 02/17 | at #20 Auburn | | L, 78-58 |
| 02/20 | Alabama | | W, 76-64 |
| 02/22 | at #20 Ole Miss | | L, 65-63 |
| **SEC Tournament (Lexington, Ky.)** | | | |
| 02/26 | vs. #20 Ole Miss | | W, 77-73 |
| 02/27 | at #17 Kentucky | | L, 85-71 |
| 02/28 | vs. #18 Georgia | | L, 77-66 |

**Sue Gunter**
**1982-2004**
**Record: 442-221 (.667)**

## 1982-83

**Record: 20-7 (6-2 SEC) • H: 12-2 • A: 8-4 • N: 0-1**
**Final AP Ranking: No. 20**

| DATE | OPPONENT | LSU RANK | RESULTS |
|---|---|---|---|
| 11/27 | Tulane | | W, 88-60 |
| 11/28 | Saint Mary's | | W, 90-56 |
| 11/30 | Centenary | | W, 105-41 |
| 12/04 | Middle Tennessee | | W, 67-65 |
| 12/06 | Southern | | W, 101-59 |
| 12/17 | #9 Tennessee | | L, 83-73 |
| 01/03 | Southeastern Louisiana | | W, 67-61 |
| 01/05 | at New Orleans | | W, 85-71 |
| 01/08 | at Houston | | L, 77-65 |
| 01/10 | at Lamar | | W, 91-61 |
| 01/13 | at Mississippi College | | W, 87-79 |
| 01/15 | at #14 Ole Miss | | L, 98-69 |
| 01/18 | Delta State | | L, 84-79 |
| 01/22 | at Alabama | | W, 77-73 |
| 01/24 | at Mississippi State | | W, 77-67 |
| 01/28 | at Southeastern Louisiana | | W, 78-57 |
| 01/29 | #17 Auburn | | W, 89-51 |
| 02/01 | Louisiana College | | W, 84-61 |
| 02/03 | Northwestern State | | W, 108-71 |
| 02/06 | at Florida | | W, 83-74 |
| 02/09 | at Southern Miss | | W, 86-80 |
| 02/12 | #16 Ole Miss | | W, 91-75 |
| 02/14 | at McNeese State | #17 | L, 89-88 |
| 02/19 | Alabama | #19 | W, 72-56 |
| 02/21 | Mississippi State | #19 | W, 83-58 |
| 02/26 | at #14 Auburn | #19 | L, 81-72 |
| **SEC Tournament (Knoxville, Tenn.)** | | | |
| 03/03 | vs. #12 Georgia | #19 | L, 79-78 |

## 1983-84

**Record: 23-7 (5-3 SEC) • H: 10-1 • A: 9-6 • N: 4-0**
**NCAA Sweet 16 • Final AP Ranking: No. 8**

| DATE | OPPONENT | LSU RANK | RESULTS |
|---|---|---|---|
| 11/26 | at New Orleans | #13 | W, 104-88 |
| 11/28 | at Northwestern State | #13 | W, 84-80 |
| 11/30 | Louisiana-Monroe | #13 | W, 86-79 |
| 12/03 | Mississippi College | #13 | W, 111-61 |
| 12/05 | Mercer | #11 | W, 88-67 |
| 12/10 | at Tulane | #11 | W, 106-57 |
| **Converse Christmas Classic (Blacksburg, Va.)** | | | |
| 12/20 | vs. Georgetown | #9 | W, 97-59 |
| 12/21 | vs. Northwestern | #9 | W, 103-73 |
| 12/22 | vs. Mississippi State | #9 | W, 86-59 |
| 01/06 | UCLA | #5 | W, 101-87 |
| 01/09 | at LaSalle | #6 | W, 94-61 |
| 01/10 | at Princeton | #6 | W, 97-49 |
| 01/14 | #9 Ole Miss | #6 | L, 78-77 |
| 01/16 | at Delta State | #7 | W, 79-78 |
| 01/18 | at Louisiana-Monroe | #7 | L, 90-83 |
| 01/21 | #15 Alabama | #7 | W, 73-61 |
| 01/23 | Mississippi State | #9 | W, 85-61 |
| 01/26 | UNLV | #9 | W, 100-71 |
| 01/28 | at #12 Auburn | #19 | L, 75-73 |
| 02/03 | at #9 Tennessee | #8 | L, 82-80 |
| 02/07 | New Orleans | #9 | W, 94-88 |
| 02/11 | at #8 Ole Miss | #9 | L, 79-65 |
| 02/15 | at Southern | #10 | W, 75-71 |
| 02/17 | at #20 Alabama | #10 | W, 78-74 |
| 02/20 | at Mississippi State | #9 | W, 75-61 |
| 02/25 | #16 Auburn | #9 | W, 67-62 |
| **SEC Tournament (Athens, Ga.)** | | | |
| 03/03 | vs. Kentucky | #9 | W, 91-81 |
| 03/04 | at #3 Georgia | #8 | L, 84-77 |
| **NCAA Midwest Regional 2nd Round (Baton Rouge, La.)** | | | |
| 03/18 | #11 Missouri | #8 | W, 92-82 |
| **NCAA Midwest Regional Sweet 16 (Ruston, La.)** | | | |
| 03/23 | at #2 Louisiana Tech | #8 | L, 92-67 |

## 1984-85

**Record: 20-9 (4-4 SEC) • H: 8-4 • A: 4-4 • N: 8-1**
**NWIT Champions**

| DATE | OPPONENT | LSU RANK | RESULTS |
|---|---|---|---|
| 11/27 | Tulane | #9 | W, 99-52 |
| **Lady Demon Christmas Classic (Natchitoches, La.)** | | | |
| 11/29 | vs. Southern Miss | #9 | L, 75-74 |
| 11/30 | vs. Louisiana-Lafayette | #9 | W, 77-53 |
| 12/04 | at UNLV | #11 | L, 88-76 |
| **UCLA Miller-Lite Classic (Los Angeles, Calif.)** | | | |
| 12/07 | vs. San Francisco | #11 | W, 94-54 |
| 12/08 | vs. New Orleans | #11 | W, 86-79 |
| 12/12 | at #8 Ole Miss | #13 | L, 77-69 |
| **Converse Christmas Classic (Blacksburg, Va.)** | | | |
| 12/18 | vs. Tennessee-Chattanooga | #16 | W, 93-61 |
| 12/19 | at Virginia Tech | #16 | L, 86-77 |
| 12/20 | vs. Tennessee Tech | #16 | W, 86-63 |
| 01/05 | Kansas State (1) | | L, 77-68 |
| 01/07 | Cal-Poly Pomona | | W, 84-79 (OT) |
| 01/09 | Alcorn State | | W, 87-72 |
| 01/11 | Oklahoma City | | W, 106-64 |
| 01/16 | at #20 Miami (Fla.) | | W, 67-62 |
| 01/19 | at #19 Alabama | | W, 83-76 (2OT) |
| 01/23 | Southern | | W, 87-63 |
| 01/26 | #10 Auburn | | L, 79-75 |
| 01/28 | at Mississippi State | | W, 102-71 |
| 01/30 | at New Orleans | | W, 99-71 |
| 02/06 | #20 Alabama | | W, 87-76 |
| 02/09 | #5 Ole Miss | | L, 65-53 |
| 02/11 | at #9 Auburn | | L, 67-61 |
| 02/13 | New Orleans | | W, 77-63 |
| 02/18 | Mississippi State | | W, 81-61 |
| **SEC Tournament (Knoxville, Tenn.)** | | | |
| 02/27 | at #18 Tennessee | | L, 85-78 |
| **NWIT (Amarillo, Texas)** | | | |
| 03/21 | vs. West Virginia | | W, 69-57 |
| 03/22 | vs. Texas Tech | | W, 71-67 |
| 03/23 | vs. Florida | | W, 74-54 |

## 1985-86

**Record: 27-6 (6-3 SEC) • H: 14-0 • A: 9-5 • N: 4-1**
**NCAA Elite Eight • Final AP Ranking: No. 9**

| DATE | OPPONENT | LSU RANK | RESULTS |
|---|---|---|---|
| 11/23 | Oregon | #19 | W, 71-61 |
| 11/25 | at Southeastern Louisiana | #19 | W, 75-45 |
| **Crawfish Classic (Baton Rouge, La.)** | | | |
| 11/29 | Baylor | #19 | W, 74-39 |
| 11/30 | #14 Iowa | #19 | W, 57-56 |
| 12/04 | at Alcorn State | #14 | W, 91-74 |
| 12/14 | Texas A&M | #13 | W, 82-54 |
| 12/16 | at Kansas State | #12 | L, 50-48 |
| 12/21 | Lamar | #12 | W, 57-36 |
| 12/30 | at Southern | #12 | W, 66-45 |
| 01/04 | Mississippi State | #12 | W, 67-45 |
| 01/07 | Southeastern Louisiana | #12 | W, 63-39 |
| **East Carolina Lady Pirate Classic (Greeneville, N.C.)** | | | |
| 01/10 | vs. Miami (Fla.) | #12 | W, 94-54 |
| 01/11 | at East Carolina | #12 | W, 70-65 |
| 01/13 | #8 Ole Miss | #10 | W, 58-57 |
| 01/18 | Vanderbilt | #10 | W, 91-80 |
| 01/20 | at #11 Tennessee | #8 | L, 60-50 |
| 01/22 | Louisiana-Lafayette | #8 | W, 74-45 |
| 01/25 | at #10 Auburn | #8 | L, 84-63 |
| 01/28 | at Kentucky | #12 | W, 76-63 |
| 01/30 | at New Orleans | #12 | W, 70-65 |
| 02/02 | at #2 Georgia | #13 | L, 90-66 |
| 02/08 | at Alabama | #13 | W, 83-82 |
| 02/12 | New Orleans | #12 | W, 89-65 |
| 02/15 | at #8 Ole Miss | #12 | W, 74-62 |
| 02/19 | Northwestern State | #12 | W, 118-90 |
| 02/22 | Florida | #12 | W, 69-34 |
| 02/24 | at Tulane | #12 | W, 74-65 |
| **SEC Tournament (Athens, Ga.)** | | | |
| 03/01 | vs. Kentucky | #12 | W, 67-66 |
| 03/02 | vs. #20 Vanderbilt | #9 | W, 83-60 |
| 03/03 | at #2 Georgia | #9 | L, 94-72 |
| **NCAA Mideast Regional 2nd Round (Baton Rouge, La.)** | | | |
| 03/16 | Middle Tennessee | #9 | W, 78-65 |
| **NCAA Mideast Regional Sweet 16 & Elite 8 (Iowa City, Iowa)** | | | |
| 03/20 | vs. #12 Ohio State | #9 | W, 81-80 |
| 03/22 | vs. #15 Tennessee | #9 | L, 67-65 |

## 1986-87

**Record: 20-8 (6-3 SEC) • H: 10-4 • A: 8-2 • N: 2-2**
**NCAA Tournament • Final AP Ranking: No. 14**

| DATE | OPPONENT | LSU RANK | RESULTS |
|---|---|---|---|
| **Crawfish Classic (Baton Rouge, La.)** | | | |
| 11/28 | Drake | #11 | W, 76-50 |
| 11/29 | North Carolina | #11 | W, 79-63 |
| 11/30 | at Louisiana-Lafayette | #11 | W, 84-68 |
| 12/13 | Jackson State | #10 | W, 96-60 |
| 12/15 | Grambling State | #10 | W, 71-56 |
| 12/17 | at Lamar | #10 | W, 86-50 |
| 12/19 | at Texas A&M | #10 | W, 86-75 |
| 12/29 | Tulane | #9 | W, 91-53 |
| **Miami-Burger King Classic (Miami, Fla.)** | | | |
| 01/02 | at Florida International | #8 | W, 81-58 |
| 01/03 | vs. #13 Maryland | #8 | W, 67-57 |
| 01/04 | #3 Auburn | #8 | L, 76-69 |
| 01/07 | at #14 Iowa | #9 | L, 68-49 |
| 01/11 | #10 Georgia | #9 | W, 84-53 |
| 01/13 | at New Orleans | #9 | W, 84-67 |
| 01/17 | Kentucky | #9 | W, 83-73 |
| 01/21 | at Florida | #9 | W, 85-67 |
| 01/28 | at Southeastern Louisiana | #9 | W, 86-63 |
| 02/01 | at #14 Vanderbilt | #9 | W, 81-79 (OT) |
| 02/04 | at #8 Ole Miss | #9 | L, 84-67 |
| 02/07 | #5 Tennessee | #9 | L, 84-73 |
| 02/11 | Southern | #12 | W, 85-56 |
| 02/15 | Alabama | #12 | W, 81-66 |
| 02/17 | New Orleans | #12 | L, 75-74 (2OT) |
| 02/21 | Southeastern Louisiana | #12 | W, 77-43 |
| 02/25 | at Mississippi State | #14 | W, 79-67 |
| 02/28 | #3 Auburn | #14 | L, 72-61 |
| **SEC Tournament (Albany, Ga.)** | | | |
| 03/05 | vs. #8 Tennessee | #14 | L, 64-63 |
| **NCAA Midwest Regional (Baton Rouge, La.)** | | | |
| 03/15 | #16 Southern Illinois | #14 | L, 70-56 |

# Year-by-Year Results

## 1987-88

**Record: 18-11 (6-3 SEC)**
**H: 11-3 • A: 7-7 • N: 0-1**
**NCAA Tournament • First Round**

| DATE | OPPONENT | LSU RANK | RESULTS |
|---|---|---|---|
| **Thanksgiving Invitational (Baton Rouge, La.)** | | | |
| 11/27 | Arkansas-Pine Bluff | | W, 96-55 |
| 11/28 | McNeese State | | W, 97-71 |
| 11/29 | South Alabama | | W, 84-69 |
| 12/05 | UNLV | | L, 74-70 |
| 12/14 | Alcorn State | | W, 76-59 |
| 12/17 | Southern Miss | | W, 71-63 |
| 12/19 | Texas A&M | | W, 71-68 |
| 12/30 | at Kansas State | | L, 73-61 |
| 01/02 | Missouri | | L, 67-51 |
| 01/06 | at Texas-Pan American | | W, 99-45 |
| 01/08 | at #5 Texas | | L, 76-61 |
| 01/11 | at Southern Miss | | W, 86-71 |
| 01/17 | at #13 Georgia | | W, 70-56 |
| 01/20 | at Alabama | | L, 81-79 (OT) |
| 01/27 | Florida | | W, 75-58 |
| 01/30 | Mississippi State | | W, 57-49 |
| 01/31 | #24 New Orleans | | L, 67-57 |
| 02/03 | at #3 Auburn | | L, 78-47 |
| 02/06 | Vanderbilt | | W, 73-66 |
| 02/10 | #7 Ole Miss | | W, 81-70 |
| 02/13 | at #4 Tennessee | | L, 89-82 |
| 02/15 | at Tulane | | W, 73-55 |
| 02/17 | at Southern | | L, 81-69 |
| 02/20 | at New Orleans | | W, 73-66 |
| 02/23 | at Kentucky | | W, 88-74 |
| 02/25 | at Jackson State | | W, 82-49 |
| 02/29 | Louisiana-Lafayette | | W, 62-58 |
| **SEC Tournament (Albany, Ga.)** | | | |
| 03/05 | vs. #17 Georgia | | L, 86-84 |
| **NCAA West Regional 1st Round (Nacogdoches, Texas)** | | | |
| 03/16 | at #19 Stephen F. Austin | | L, 84-62 |

## 1988-89

**Record: 19-11 (5-4 SEC)**
**H: 10-3 • A: 7-6 • N: 2-2**
**NCAA Tournament • Sweet 16**

| DATE | OPPONENT | LSU RANK | RESULTS |
|---|---|---|---|
| **Bowling Green Bank Invitational (Bowling Green, Ky.)** | | | |
| 11/26 | vs. Clemson | #19 | L, 69-66 |
| 11/27 | vs. Texas Tech | #19 | W, 73-46 |
| 12/01 | #2 Long Beach State | #19 | W, 78-73 |
| 12/03 | Lamar | #19 | W, 75-68 |
| 12/10 | #8 Texas | #16 | W, 94-80 |
| 12/29 | at Fresno State | #11 | W, 76-73 |
| 12/30 | at Pacific | #11 | W, 88-58 |
| 01/04 | Alcorn State | #9 | W, 80-50 |
| 01/07 | at #2 Louisiana Tech | #9 | L, 87-60 |
| 01/10 | at Texas A&M | #10 | L, 67-64 |
| 01/14 | #1 Auburn | #10 | L, 57-43 |
| 01/18 | at #4 Ole Miss | #14 | W, 64-59 |
| 01/21 | Alabama | #14 | W, 74-71 |
| 01/23 | at South Alabama | #12 | W, 78-64 |
| 01/25 | Jackson State | #12 | W, 72-51 |
| 01/31 | Tulane | #12 | W, 84-63 |
| 02/02 | at Houston | #12 | L, 83-72 |
| 02/04 | at Mississippi State | #12 | L, 87-77 |
| 02/08 | Southern | #19 | W, 86-51 |
| 02/11 | #3 Tennessee | #19 | L, 89-65 |
| 02/14 | Kentucky | #20 | W, 86-72 |
| 02/16 | at New Orleans | #20 | W, 67-52 |
| 02/19 | at Vanderbilt | #20 | L, 79-66 |
| 02/22 | at Florida | NR | W, 76-52 |
| 02/25 | #5 Georgia | NR | W, 82-72 |
| 02/27 | #3 Louisiana Tech | NR | L, 68-60 |
| **SEC Tournament (Albany, Ga.)** | | | |
| 03/04 | vs. Vanderbilt | NR | W, 79-73 |
| 03/05 | vs. #1 Auburn | NR | L, 75-65 |
| **NCAA Midwest Regional 1st Round (West Lafayette, Ind.)** | | | |
| 03/19 | at #15 Purdue | NR | W, 54-53 |
| **NCAA Midwest Regional Sweet 16 (Ruston, La.)** | | | |
| 03/23 | at #3 Louisiana Tech | NR | L, 85-68 |

## 1989-90

**Record: 21-9 (4-5 SEC) • Final AP Rank: #23**
**H: 11-2 • A: 8-6 • N: 2-1**
**NCAA Tournament**

| DATE | OPPONENT | LSU RANK | RESULTS |
|---|---|---|---|
| **Crawfish Classic (Baton Rouge, La.)** | | | |
| 11/24 | George Washington | #13 | W, 72-56 |
| 11/25 | Florida State | #13 | W, 68-65 |
| 11/27 | at Missouri | #14 | W, 56-50 |
| **Ohio State Buckeye Classic (Columbus, Ohio)** | | | |
| 12/02 | vs. Colorado | #14 | W, 63-60 |
| 12/03 | at Ohio State | #14 | L, 86-73 |
| 12/05 | Houston | #16 | W, 88-54 |
| 12/09 | Texas A&M | #16 | W, 81-55 |
| 12/19 | at Louisiana-Lafayette | #16 | W, 79-75 |
| 12/20 | #22 Southern Miss | #16 | W, 70-65 |
| 12/29 | at TCU | #16 | W, 88-61 |
| 01/03 | Kansas State | #15 | W, 78-64 |
| 01/06 | at #16 Auburn | #15 | L, 77-60 |
| 01/11 | at Kentucky | #16 | W, 80-79 (OT) |
| 01/15 | at Lamar | #16 | W, 83-73 |
| 01/20 | at Alabama | #16 | L, 67-66 |
| 01/25 | Western Kentucky | #16 | W, 65-51 |
| 01/27 | Florida | #16 | W, 71-60 |
| 01/31 | at Southern | #16 | W, 85-51 |
| 02/03 | Mississippi State | #16 | W, 92-54 |
| 02/05 | at Alcorn State | #14 | W, 79-64 |
| 02/07 | Ole Miss | #14 | L, 68-59 |
| 02/10 | at #5 Tennessee | #18 | L, 86-60 |
| 02/13 | #8 Stephen F. Austin | #18 | L, 87-83 |
| 02/17 | Vanderbilt | #18 | W, 71-69 |
| 02/22 | at Tulane | #19 | W, 83-57 |
| 02/25 | at #7 Georgia | #19 | L, 72-56 |
| 02/28 | New Orleans | #21 | W, 70-62 |
| **SEC Tournament (Albany, Ga.)** | | | |
| 03/02 | vs. Mississippi State | #21 | W, 68-49 |
| 03/03 | vs. #12 Auburn | #21 | L, 91-65 |
| **NCAA Midwest Regional 1st Round (Hattiesburg, Miss.)** | | | |
| 03/14 | at #20 Southern Miss | #23 | L, 75-65 |

## 1990-91

**Record: 24-7 (5-4 SEC) • Final AP Rank: No. 8**
**H: 9-2 • A: 10-5 • N: 5-0**
**SEC Tournament Champions**
**NCAA Tournament • 2nd Round**

| DATE | OPPONENT | LSU RANK | RESULTS |
|---|---|---|---|
| **Amana-Hawkeye Classic (Iowa City, Iowa)** | | | |
| 11/24 | vs. Kansas | #19 | W, 74-63 |
| 11/25 | at #11 Iowa | #19 | L, 73-65 (OT) |
| 11/29 | TCU | #20 | W, 88-38 |
| **Tallahassee Hilton Classic (Tallahassee, Fla.)** | | | |
| 12/01 | vs. Alabama State | #20 | W, 87-69 |
| 12/02 | at Florida State | #20 | L, 89-82 |
| 12/08 | #5 Louisiana Tech | #24 | W, 84-75 |
| 12/18 | Ohio State | #19 | W, 97-78 |
| 12/29 | at New Orleans | #18 | W, 69-62 |
| 12/31 | at Cal-State Northridge | #18 | W, 70-52 |
| 01/02 | at #19 Long Beach State | #17 | W, 67-63 |
| 01/06 | Kentucky | #17 | W, 78-74 |
| 01/09 | at Mississippi State | #15 | W, 79-56 |
| 01/12 | #5 Auburn | #15 | W, 85-68 |
| 01/14 | at Texas A&M | #15 | W, 90-75 |
| 01/18 | at Southern Miss | #11 | W, 82-75 |
| 01/21 | #2 Tennessee | #11 | L, 79-77 |
| 01/23 | Tulane | #10 | W, 71-46 |
| 01/26 | at Florida | #10 | W, 80-68 |
| 01/30 | Southern | #10 | W, 82-45 |
| 02/03 | at Vanderbilt | #10 | L, 73-72 |
| 02/06 | Alcorn State | #13 | W, 86-76 |
| 02/10 | #3 Georgia | #13 | L, 108-102 (OT) |
| 02/14 | at Louisiana Tech | #12 | W, 76-70 |
| 02/16 | Alabama | #12 | W, 78-66 |
| 02/18 | at McNeese State | #12 | W, 92-62 |
| 02/20 | at #16 Ole Miss | #12 | L, 75-73 |
| 02/26 | at #19 Stephen F. Austin | #12 | W, 79-77 |
| **SEC Tournament (Albany, Ga.)** | | | |
| 03/02 | vs. Kentucky | #12 | W, 96-76 |
| 03/03 | vs. #3 Georgia | #12 | W, 83-74 |
| 03/04 | vs. #4 Tennessee | #12 | W, 80-75 |
| **NCAA Midwest Regional 2nd Round (Beaumont, Texas)** | | | |
| 03/17 | at #23 Lamar | #8 | L, 93-73 |

## 1991-92

**Record: 16-13 (4-7 SEC)**
**H: 10-4 • A: 5-7 • N: 1-2**

| DATE | OPPONENT | LSU RANK | RESULTS |
|---|---|---|---|
| 11/22 | at Southeastern Louisiana | #18 | W, 95-77 |
| **Crawfish Classic (Baton Rouge, La.)** | | | |
| 11/29 | Delta State | #19 | W, 89-73 |
| 11/30 | Florida State | #19 | W, 96-88 (OT) |
| 12/03 | Nicholls State | #12 | W, 95-40 |
| 12/07 | at #21 Washington | #12 | L, 67-63 |
| **UNLV Showboat Shootout (Las Vegas, Nev.)** | | | |
| 12/20 | vs. Pepperdine | #12 | L, 83-73 |
| 12/21 | at UNLV | #12 | L, 83-71 |
| 12/30 | Texas A&M | #23 | W, 90-65 |
| 01/04 | South Carolina | #23 | W, 62-57 |
| 01/08 | at #3 Tennessee | #22 | L, 85-69 |
| 01/11 | #7 Vanderbilt | #22 | W, 76-69 |
| 01/13 | #7 Stephen F. Austin | #18 | L, 64-57 |
| 01/16 | at Alcorn State | #18 | W, 95-60 |
| 01/18 | at Alabama | #18 | L, 80-72 |
| 01/22 | at Southern | #23 | W, 81-54 |
| 01/25 | at Auburn | | L, 60-51 |
| 01/29 | Southern Miss | | W, 76-65 |
| 02/01 | Florida | | L, 59-57 |
| 02/04 | New Orleans | | L, 68-62 |
| 02/08 | #7 Ole Miss | | L, 66-63 |
| 02/11 | at Arkansas | | L, 74-66 |
| 02/16 | at Kentucky | | L, 73-55 |
| 02/19 | at Tulane | | W, 70-61 |
| 02/22 | at Georgia | | W, 86-75 |
| 02/26 | McNeese State | | W, 82-65 |
| 02/29 | Mississippi State | | W, 61-56 |
| 03/02 | Notre Dame | | W, 72-62 |
| **SEC Tournament (Albany, Ga.)** | | | |
| 03/06 | vs. Mississippi State | | W, 61-56 |
| 03/07 | vs. #2 Tennessee | | L, 70-65 |

## 1992-93

**Record: 9-18 (0-11 SEC)**
**H: 6-7 • A: 2-10 • N: 1-1**

| DATE | OPPONENT | LSU RANK | RESULTS |
|---|---|---|---|
| 12/01 | Southeastern Louisiana | | W, 100-55 |
| **Dial Classic (Tallahassee, Fla.)** | | | |
| 12/04 | vs. Hartford | | W, 59-57 |
| 12/05 | at Florida State | | L, 79-59 |
| 12/13 | UNLV | | L, 71-49 |
| 12/17 | at Florida International | | L, 77-64 |
| 12/19 | at UCF | | W, 77-67 |
| 12/30 | Texas State | | W, 76-63 |
| 01/02 | at South Carolina | | L, 66-56 |
| 01/05 | Louisiana-Lafayette | | W, 68-41 |
| 01/07 | #2 Tennessee | | L, 95-61 |
| 01/10 | at #1 Vanderbilt | | L, 87-61 |
| 01/16 | Alabama | | L, 74-69 |
| 01/20 | at Texas A&M | | L, 58-57 |
| 01/23 | #9 Auburn | | L, 83-59 |
| 01/27 | at Southern Miss | | W, 89-82 |
| 01/30 | at Florida | | L, 89-65 |
| 02/01 | Southern | | W, 92-71 |
| 02/03 | Tulane | | W, 86-74 |
| 02/06 | at Ole Miss | | L, 95-62 |
| 02/10 | Arkansas | | L, 69-66 |
| 02/13 | Kentucky | | L, 72-65 |
| 02/16 | at #16 Stephen F. Austin | | L, 81-68 |
| 02/18 | Nicholls State | | W, 72-42 |
| 02/20 | Georgia | | L, 88-53 |
| 02/27 | at Mississippi State | | L, 76-71 |
| 03/01 | at New Orleans | | L, 77-61 |
| **SEC Tournament (Chattanooga, Tenn.)** | | | |
| 03/04 | vs. Alabama | | L, 106-86 |

## 1993-94

**Record: 11-16 (2-9 SEC)**
**H: 5-5 • A: 5-9 • N: 1-2**

| DATE | OPPONENT | LSU RANK | RESULTS |
|---|---|---|---|
| 11/30 | at Southeastern Louisiana | | W, 82-70 |
| 12/15 | at Texas State | | L, 80-75 |
| 12/17 | Nicholls State | | W, 80-47 |
| 12/19 | at Notre Dame | | L, 82-80 |
| 12/21 | Jackson State | | W, 70-57 |
| 12/29 | Texas A&M | | L, 67-61 |
| **US Air Seelbach Cardinal Classic (Louisville, Ky.)** | | | |
| 01/02 | vs. Missouri-Kansas City | | W, 75-60 |
| 01/03 | at Louisville | | L, 84-81 |
| 01/05 | Mississippi State | | W, 83-72 |
| 01/09 | at #1 Tennessee | | L, 91-69 |
| 01/12 | at Southern | | W, 84-63 |
| 01/15 | South Carolina | | L, 90-82 |
| 01/18 | at Georgia | | L, 92-63 |
| 01/22 | vs. #5 Vanderbilt (2) | | L, 87-63 |
| 01/24 | UCF | | W, 81-63 |
| 01/26 | Southern Miss | | L, 91-82 |
| 01/30 | at #15 Alabama | | L, 91-74 |
| 02/02 | Louisiana-Lafayette | | W, 86-51 |

| | | |
|---|---|---|
| 02/05 | at #20 Auburn | L, 68-39 |
| 02/08 | at Arkansas | W, 75-64 |
| 02/12 | Florida | L, 64-62 |
| 02/16 | at Jackson State | L, 81-78 |
| 02/19 | Ole Miss | L, 68-60 |
| 02/21 | at Tulane | W, 73-60 |
| 02/23 | at Lamar | W, 88-62 |
| 02/26 | at Kentucky | L, 89-71 |
| **SEC Tournament (Chattanooga, Tenn.)** | | |
| 03/04 | vs. #25 Auburn | L, 76-73 |

## 1994-95

**Record: 7-20 (1-10 SEC)**
**H: 5-9 • A: 1-8 • N: 1-3**

| DATE | OPPONENT | LSU RANK | RESULTS |
|---|---|---|---|
| 11/25 | Southeastern Louisiana | | W, 86-67 |
| 11/28 | at Southern Miss | | L, 98-73 |
| 11/30 | Nicholls State | | W, 69-29 |
| **Copper Bowl Classic (Tucson, Ariz.)** | | | |
| 12/02 | at Arizona | | L, 71-62 |
| 12/04 | vs. Rutgers | | L, 82-72 |
| 12/17 | #14 Georgia | | L, 84-68 |
| 12/20 | at #23 Texas A&M | | L, 78-52 |
| 12/28 | SMU | | L, 78-72 |
| **Portland Shootout (Portland, Maine)** | | | |
| 01/01 | vs. St. Bonaventure | | L, 88-73 |
| 01/02 | vs. TCU | | W, 99-70 |
| 01/07 | #1 Tennessee | | L, 102-68 |
| 01/10 | at Mississippi State | | L, 72-65 |
| 01/14 | at South Carolina | | W, 90-78 |
| 01/18 | Tulane | | L, 57-50 |
| 01/22 | at #8 Vanderbilt | | L, 85-33 |
| 01/25 | at Jackson State | | L, 75-63 |
| 01/28 | #14 Alabama | | L, 90-60 |
| 01/30 | Lamar | | L, 68-62 |
| 02/04 | Auburn | | L, 65-61 |
| 02/07 | Louisiana-Lafayette | | W, 91-50 |
| 02/09 | Jackson State | | W, 92-62 |
| 02/11 | at #18 Florida | | L, 88-46 |
| 02/14 | #20 Arkansas | | L, 82-72 |
| 02/18 | at #16 Ole Miss | | L, 82-69 |
| 02/22 | Southern | | W, 69-54 |
| 02/25 | Kentucky | | L, 63-49 |
| **SEC Tournament (Chattanooga, Tenn.)** | | | |
| 03/03 | vs. #15 Florida | | L, 88-80 |

## 1995-96

**Record: 21-11 (4-7 SEC)**
**H: 10-4 • A: 7-5 • N: 4-2**
**NWIT**

| DATE | OPPONENT | LSU RANK | RESULTS |
|---|---|---|---|
| **Crawfish Classic (Baton Rouge, La.)** | | | |
| 11/24 | Charleston Southern | | W, 90-42 |
| 11/25 | Memphis | | W, 101-94 (OT) |
| 11/29 | Nicholls State | | W, 108-54 |
| 12/01 | Prairie View A&M | | W, 104-28 |
| 12/04 | Mississippi State | | W, 85-64 |
| 12/16 | Jackson State | | W, 81-59 |
| 12/20 | Kent State | | W, 78-75 |
| 12/28 | at Tulane | | W, 61-58 |
| 01/04 | at #9 Georgia | | L, 76-61 |
| 01/07 | at Kentucky | | W, 62-52 |
| 01/10 | at SMU | | L, 81-68 |
| 01/13 | #22 Ole Miss | | W, 87-72 |
| 01/15 | at Southeastern Louisiana | | W, 77-56 |
| 01/17 | at Southern | | W, 68-65 |
| 01/21 | #22 Florida | | L, 71-64 |
| 01/23 | #22 Arkansas | | L, 73-72 |
| 01/25 | Lynn University | | W, 82-75 |
| 01/27 | #25 Auburn | | L, 71-65 |
| 01/31 | at #24 Arkansas | | L, 74-65 |
| 02/03 | at #15 Alabama | | L, 86-60 |
| 02/05 | Louisiana-Lafayette | | W, 93-43 |
| 02/07 | at Lamar | | W, 68-62 |
| 02/10 | #11 Vanderbilt | | L, 78-56 |
| 02/14 | at Jackson State | | W, 76-65 |
| 02/17 | at South Carolina | | W, 78-62 |
| 02/22 | at #5 Tennessee | | L, 88-75 |
| **SEC Tournament (Chattanooga, Tenn.)** | | | |
| 03/01 | vs. Mississippi State | | W, 85-63 |
| 03/02 | vs. #2 Georgia | | W, 73-71 |
| 03/03 | vs. #13 Alabama | | L, 86-70 |
| **NWIT (Amarillo, Texas)** | | | |
| 03/21 | vs. UC Santa Barbara | | W,77-73 (OT) |
| 03/22 | vs. Northwestern | | L, 79-75 |
| 03/23 | vs. Arkansas | | W, 91-63 |

## 1996-97

**Record: 25-5 (9-3 SEC) • Final AP Rank: No. 9**
**H: 14-1 • A: 9-2 • N: 2-2**
**NCAA Tournament • Sweet 16**

| DATE | OPPONENT | LSU RANK | RESULTS |
|---|---|---|---|
| 11/22 | Louisiana-Lafayette | | W, 79-32 |
| 11/29 | at Fordham | | W, 62-42 |
| 11/30 | at St. John's | | W, 63-56 |
| 12/03 | at Mississippi State | | W, 77-76 |
| 12/14 | Jackson State | | W, 86-46 |
| 12/16 | at Florida International | | W, 81-69 |
| 12/18 | at Lynn University | | W, 86-63 |
| **Nassau Sunsplash Shootout (Nassau, Bahamas)** | | | |
| 12/21 | vs. Oklahoma State | | W, 69-48 |
| 12/23 | vs. Richmond | | W, 87-69 |
| 01/02 | Southern Miss | | W, 84-69 |
| 01/05 | Kentucky | | W, 73-63 |
| 01/08 | at Memphis | #22 | W, 84-66 |
| 01/11 | at Ole Miss | #22 | W, 88-80 (2OT) |
| 01/14 | Lamar | #17 | W, 86-57 |
| 01/19 | at #24 Florida | #17 | L, 74-57 |
| 01/21 | #13 Arkansas | #18 | W, 79-72 |
| 01/25 | at #21 Auburn | #18 | W, 79-65 |
| 01/29 | Tulane | #14 | W, 75-74 (OT) |
| 02/01 | #5 Alabama | #14 | W, 84-74 |
| 02/04 | Southeastern Louisiana | #11 | W, 79-57 |
| 02/08 | at #16 Vanderbilt | #11 | L, 77-58 |
| 02/11 | #6 Georgia | #13 | L, 76-65 |
| 02/13 | Southern | #13 | W, 94-49 |
| 02/15 | South Carolina | #13 | W, 73-66 |
| 02/19 | at #20 Arkansas | #13 | W, 76-66 |
| 02/22 | #8 Tennessee | #13 | W, 83-78 |
| **SEC Tournament (Chattanooga, Tenn.)** | | | |
| 03/01 | vs. #8 Tennessee | #9 | L, 100-99 (OT) |
| **NCAA Mideast Regional 1st & 2nd Rounds (Baton Rouge, La.)** | | | |
| 03/15 | Maine | #9 | W, 88-79 |
| 03/17 | Marquette | #9 | W, 71-58 |
| **NCAA Mideast Regional Sweet 16 (West Lafayette, Ind.)** | | | |
| 03/22 | vs. #2 Old Dominion | #9 | L, 61-49 |

## 1997-98

**Record: 19-13 (7-7 SEC)**
**H: 14-2 • A: 4-9 • N: 1-2**
**WNIT Final Four**

| DATE | OPPONENT | LSU RANK | RESULTS |
|---|---|---|---|
| 11/14 | at Houston | | L, 66-59 |
| 11/17 | Rice | | W, 78-64 |
| **Hawaiian Regents Classic (Honolulu, Hawaii)** | | | |
| 11/21 | vs. Oklahoma State | | W, 68-66 (OT) |
| 11/23 | at Hawaii | | L, 79-63 |
| 11/26 | SMU | | W, 70-59 |
| 11/29 | at #21 Tulane | | L, 65-54 |
| 12/04 | South Carolina | | W, 75-56 |
| 12/13 | Jackson State | | W, 78-73 |
| 12/16 | Louisiana-Lafayette | | W, 66-54 |
| 12/18 | Southeastern Louisiana | | W, 75-58 |
| 12/21 | at TCU | | W, 83-74 |
| 12/30 | Louisiana-Monroe | | W, 83-55 |
| 01/03 | Mississippi State | | W, 76-67 |
| 01/06 | at Arkansas | | L, 81-66 |
| 01/10 | at #11 Georgia | | L, 81-70 |
| 01/14 | vs. Kentucky (3) | | L, 74-71 (OT) |
| 01/18 | Ole Miss | | W, 69-56 |
| 01/21 | at Southern Miss | | W, 70-57 |
| 01/24 | #10 Florida | | W, 67-57 |
| 01/26 | at Lamar | | W, 84-67 |
| 01/29 | Alabama | | L, 67-54 |
| 01/31 | at Auburn | | L, 67-59 |
| 02/03 | at Alabama | | L, 73-51 |
| 02/07 | #11 Vanderbilt | | W, 57-46 |
| 02/11 | Arkansas | | W, 77-55 |
| 02/14 | at South Carolina | | W, 86-67 |
| 02/18 | at Southern | | L, 71-64 |
| 02/22 | at #1 Tennessee | | L, 90-58 |
| **SEC Tournament (Columbus, Ga.)** | | | |
| 02/26 | vs. South Carolina | | L, 76-61 |
| **WNIT 1st & 2nd Rounds (Baton Rouge, La.)** | | | |
| 03/13 | Boise State | | W, 58-38 |
| 03/15 | Butler | | W, 74-58 |
| **WNIT Semifinals (Waco, Texas)** | | | |
| 03/20 | at Baylor | | L, 66-61 |

## 1998-99

**Record: 22-8 (10-4 SEC) • Final AP Rank: No. 21**
**H: 15-1 • A: 7-4 • N: 0-3**
**NCAA Tournament • Sweet 16**

| DATE | OPPONENT | LSU RANK | RESULTS |
|---|---|---|---|
| 11/14 | Tulane | | W, 81-54 |
| 11/17 | St. John's | | W, 100-69 |
| 11/19 | at Louisiana-Lafayette | | W, 84-38 |
| 11/22 | at Rice | | L, 64-57 |
| 11/24 | Southern | | W, 88-65 |
| 11/28 | Houston | | W, 88-44 |
| 12/01 | at South Carolina | | W, 88-73 |
| 12/12 | Mercer | | W, 71-42 |
| 12/15 | at Louisiana-Monroe | | W, 78-67 |
| **SEC-ACC Challenge (Myrtle Beach, S.C.)** | | | |
| 12/20 | vs. #12 Clemson | | L, 60-58 |
| 12/29 | at SMU | | W, 79-63 |
| 01/03 | at Mississippi State | | W, 68-61 |
| 01/6 | Arkansas | | W, 85-51 |
| 01/10 | #4 Georgia | | L, 73-60 |
| 01/14 | Kentucky | | W, 67-59 |
| 01/17 | at Ole Miss | | L, 66-59 |
| 01/21 | at Vanderbilt | | W, 69-54 |
| 01/24 | at #21 Florida | | W, 80-71 |
| 01/28 | at #23 Alabama | | L, 71-66 |
| 01/31 | #17 Auburn | | W, 63-61 (OT) |
| 02/03 | #21 Alabama | #24 | W, 75-50 |
| 02/08 | Texas-Pan American | #20 | W, 87-35 |
| 02/11 | at Arkansas | #20 | L, 86-61 |
| 02/14 | South Carolina | #20 | W, 80-63 |
| 02/16 | Southeastern Louisiana | #23 | W, 91-45 |
| 02/21 | #1 Tennessee | #23 | W, 72-69 |
| **SEC Tournament (Chattanooga, Tenn.)** | | | |
| 02/26 | vs. Kentucky | #17 | L, 81-71 |
| **NCAA Tournament 1st & 2nd Rounds (Baton Rouge, La.)** | | | |
| 03/13 | Evansville | #20 | W, 78-69 |
| 03/15 | #8 Notre Dame | #20 | W, 74-64 |
| **NCAA Tournament Sweet 16 (Los Angeles, Calif.)** | | | |
| 03/20 | vs. #3 Louisiana Tech | #20 | L, 73-52 |

## 1999-2000

**Record: 25-7 (11-3 SEC) • Final AP Rank: No. 15**
**H: 17-1 • A: 6-4 • N: 2-2**
**NCAA Tournament • Elite 8**

| DATE | OPPONENT | LSU RANK | RESULTS |
|---|---|---|---|
| **Four in the Fall Classic (Lubbock, Texas)** | | | |
| 11/20 | at #23 Texas Tech | #14 | L, 56-49 |
| 11/23 | UNC-Asheville | #22 | W, 91-36 |
| **Saint Mary's Thanksgiving Classic (Moraga, Calif.)** | | | |
| 11/26 | vs. St. Bonaventure | #22 | W, 80-43 |
| 11/27 | at Saint Mary's | #22 | W, 68-65 (OT) |
| 11/30 | Louisiana-Lafayette | #23 | W, 82-39 |
| 12/02 | at #2 Georgia | #23 | W, 80-74 |
| **SEC-Big 10 Challenge (Baton Rouge, La.)** | | | |
| 12/11 | Michigan | #15 | W, 67-56 |
| 12/15 | SMU | #13 | W, 73-56 |
| 12/19 | Mercer | #13 | W, 77-46 |
| 12/22 | Wake Forest | #13 | W, 63-52 |
| 12/28 | Jackson State | #11 | W, 103-35 |
| 12/31 | at #24 Tulane | #11 | L, 76-72 |
| 01/06 | #2 Tennessee | #16 | L, 86-50 |
| 01/09 | #20 Mississippi State | #16 | W, 61-54 |
| 01/13 | at Arkansas | #17 | W, 82-69 |
| 01/20 | at Kentucky | #14 | W, 66-59 |
| 01/23 | Ole Miss | #14 | W, 69-59 |
| 01/25 | New Orleans | #12 | W, 87-54 |
| 01/30 | at #20 Mississippi State | #12 | W, 64-58 |
| 02/01 | Centenary | #7 | W, 67-30 |
| 02/06 | at #13 Auburn | #7 | W, 54-52 |
| 02/10 | at Alabama | #7 | L, 72-68 |
| 02/12 | Arkansas | #7 | W, 68-51 |
| 02/17 | Vanderbilt | #9 | W, 58-50 |
| 02/20 | at #2 Tennessee | #9 | L, 80-48 |
| 02/24 | Florida | #9 | W, 71-66 |
| 02/27 | South Carolina | #9 | W, 70-55 |
| **SEC Tournament (Chattanooga, Tenn.)** | | | |
| 03/03 | vs. Vanderbilt | #8 | L, 59-46 |
| **NCAA Tournament 1st & 2nd Rounds (Baton Rouge, La.)** | | | |
| 03/17 | Liberty | #12 | W, 77-54 |
| 03/19 | Stephen F. Austin | #12 | W, 57-45 |
| **NCAA Tournament Sweet 16 & Elite 8 (Richmond, Va.)** | | | |
| 03/25 | vs. #7 Duke | #12 | W, 79-66 |
| 03/27 | vs. #1 Connecticut | #12 | L, 86-71 |

# Year-by-Year Results

## 2000-01

**Record: 20-11 (8-6 SEC) • Final AP Rank: #18**
**H: 11-3 • A: 6-4 • N: 3-4**
**NCAA Tournament • 2nd Round**

| DATE | OPPONENT | LSU RANK | RESULTS |
|---|---|---|---|
| **Women's Sports Foundation Classic (Albuquerque, N.M.)** | | | |
| 11/10 | at New Mexico | #7 | W, 54-49 |
| 11/11 | vs. #4 Duke | #7 | L, 56-45 |
| 11/18 | Sam Houston State | #9 | W, 92-52 |
| **Paradise Jam Classic (St. Thomas, Virgin Islands)** | | | |
| 11/24 | vs. #16 Missouri State | #10 | L, 85-75 |
| 11/25 | vs. #8 Penn State | #10 | L, 86-52 |
| 11/28 | at SMU | #14 | W, 83-62 |
| 12/10 | Tulane | #14 | W, 68-61 |
| 12/12 | Mercer | #16 | W, 75-47 |
| **Blockbuster Boilermaker Classic (Indianapolis, Ind.)** | | | |
| 12/16 | vs. #6 Purdue | #16 | W, 62-55 |
| 12/18 | Prairie View A&M | #12 | W, 79-32 |
| 12/28 | Delaware State | #13 | W, 94-32 |
| 12/30 | North Texas | #13 | W, 82-57 |
| 01/04 | at #2 Tennessee | #11 | L, 89-70 |
| 01/07 | at #17 Mississippi State | #11 | W, 70-63 |
| 01/11 | Arkansas | #9 | W, 61-54 |
| 01/14 | #4 Georgia | #9 | L, 64-55 |
| 01/18 | Kentucky | #11 | W, 87-64 |
| 01/21 | at Ole Miss | #11 | W, 72-60 |
| 01/28 | #23 Mississippi State | #10 | W, 78-54 |
| 01/30 | Louisiana-Lafayette | #10 | W, 85-48 |
| 02/04 | Auburn | #10 | L, 65-62 |
| 02/08 | Alabama | #12 | W, 74-58 |
| 02/11 | at Arkansas | #12 | W, 62-58 |
| 02/15 | at #19 Vanderbilt | #12 | L, 86-55 |
| 02/18 | #2 Tennessee | #12 | L, 75-73 |
| 02/22 | at #10 Florida | #14 | L, 67-59 |
| 02/25 | at South Carolina | #14 | W, 83-72 |
| **SEC Tournament (Memphis, Tenn.)** | | | |
| 03/01 | vs. Kentucky | #16 | W, 72-57 |
| 03/02 | vs. #15 Vanderbilt | #16 | L, 70-58 |
| **NCAA Tournament 1st & 2nd Rounds (West Lafayette, Ind.)** | | | |
| 03/16 | vs. #25 Arizona State | #17 | W, 83-66 |
| 03/18 | at #8 Purdue | #17 | L, 73-70 |

## 2001-02

**Record: 18-12 (8-6 SEC) • Final AP Rank: #22**
**H: 11-3 • A: 2-7 • N: 3-2**
**NCAA Tournament • 2nd Round**

| DATE | OPPONENT | LSU RANK | RESULTS |
|---|---|---|---|
| 11/20 | Grambling State | | W, 101-58 |
| **Women'sCollegeHoops.com Classic (Baton Rouge, La.)** | | | |
| 11/24 | Tennessee-Martin | | W, 95-47 |
| 11/25 | Virginia Tech | | W, 66-65 |
| 11/29 | at #21 Texas | #18 | L, 65-63 |
| 12/02 | #10 Purdue | #18 | L, 70-54 |
| 12/04 | Louisiana-Lafayette | #21 | W, 81-49 |
| 12/16 | #14 Michigan | #21 | L, 86-81 (2OT) |
| 12 18 | Mercer | #24 | W, 87-31 |
| 12/20 | Rice | #24 | W, 72-47 |
| 12/22 | Prairie View A&M | #24 | W, 68-26 |
| **Triple Crown Classic (Lubbock, Texas)** | | | |
| 12/29 | vs. Colorado | #21 | L, 86-65 |
| 01/03 | at #8 Georgia | #23 | L, 72-56 |
| 01/10 | #18 Florida | | W, 84-59 |
| 01/13 | at #2 Tennessee | | L, 79-67 |
| 01/17 | at Ole Miss | | W, 88-57 |
| 01/20 | Arkansas | | W, 65-66 |
| 01/24 | at Kentucky | | W, 75-59 |
| 01/27 | #6 Vanderbilt | | L, 64-53 |
| 02/03 | Ole Miss | | W, 81-70 |
| 02/07 | Auburn | | W, 76-62 |
| 02/10 | at Arkansas | | L, 80-71 |
| 02/14 | at #6 Vanderbilt | | L, 77-60 |
| 02/17 | #9 South Carolina | | W, 72-62 |
| 02/21 | Mississippi State | | W, 88-77 |
| 02/24 | at Alabama | | L, 82-73 |
| **SEC Tournament (Nashville, Tenn.)** | | | |
| 03/01 | vs. Kentucky | | W, 74-62 |
| 03/02 | vs. #3 Tennessee | | W, 81-80 |
| 03/03 | vs. #6 Vanderbilt | | L, 63-48 |
| **NCAA Tournament 1st & 2nd Rounds (Boulder, Colo.)** | | | |
| 03/15 | vs. Santa Clara | #22 | W, 84-78 |
| 03/17 | at #12 Colorado | #22 | L, 69-58 |

## 2002-03

**Record: 30-4 (11-3 SEC) • Final AP Rank: #3**
**H: 14-1 • A: 9-2 • N: 7-1**
**SEC Tournament Champions**
**NCAA Tournament • Elite 8**

| DATE | OPPONENT | LSU RANK | RESULTS |
|---|---|---|---|
| 11/22 | at Arizona | #3 | W, 78-71 (OT) |
| 11/24 | at Southeastern Louisiana | #3 | W, 93-52 |
| 11/25 | Florida Atlantic | #3 | W, 88-55 |
| **FIU/Miami Herald Thanksgiving Classic (Miami, Fla.)** | | | |
| 11/29 | vs. Washington State | #3 | W, 87-50 |
| 11/30 | at Florida International | #3 | W, 68-54 |
| 12/07 | Alabama State | #2 | W, 65-19 |
| **Women'sCollegeHoops.com Classic (Baton Rouge, La.)** | | | |
| 12/18 | Ohio | #2 | W, 85-57 |
| 12/19 | Louisville | #2 | W, 65-46 |
| 12/21 | Texas State | #2 | W, 91-40 |
| 12/28 | #15 Texas | #2 | W, 76-58 |
| 01/02 | at North Texas | #2 | W, 74-43 |
| 01/04 | #15 Penn State | #2 | W, 80-63 |
| 01/09 | at Auburn | #2 | W, 54-45 |
| 01/12 | Ole Miss | #2 | W, 71-54 |
| 01/16 | Kentucky | #2 | W, 82-39 |
| 01/19 | at #10 Arkansas | #2 | L, 82-72 |
| 01/23 | at Florida | #6 | W, 94-54 |
| 01/26 | #18 Vanderbilt | #6 | W, 70-59 |
| 02/02 | #18 Georgia | #5 | W, 68-64 |
| 02/06 | at #16 South Carolina | #4 | W, 69-66 |
| 02/09 | at Mississippi State | #4 | W, 77-72 |
| 02/13 | Alabama | #4 | W, 85-43 |
| 02/15 | #20 UC Santa Barbara | #4 | W, 94-90 (3 OT) |
| 02/20 | at Ole Miss | #4 | W, 83-67 |
| 02/23 | #3 Tennessee | #4 | L, 68-65 |
| 02/27 | #21 Arkansas | #4 | W, 70-57 |
| 03/02 | at #17 Vanderbilt | #4 | L, 72-60 |
| **SEC Tournament (North Little Rock, Ark.)** | | | |
| 03/07 | vs. #23 Arkansas | #6 | W, 78-72 |
| 03/08 | vs. #15 Vanderbilt | #6 | W, 78-69 |
| 03/09 | vs. #3 Tennessee | #6 | W, 78-62 |
| **NCAA Tournament 1st & 2nd Rounds (Eugene, Ore.)** | | | |
| 03/22 | vs. Texas State | #3 | W, 86-50 |
| 03/24 | vs. #21 Green Bay | #3 | W, 80-69 |
| **NCAA Sweet 16 & Elite 8 (Palo Alto, Calif.)** | | | |
| 03/30 | vs. #6 Louisiana Tech | #3 | W, 69-63 |
| 04/01 | vs. #5 Texas | #3 | L, 78-60 |

## 2003-04

**Record: 27-8 (10-4 SEC) • Final AP Rank: #19**
**H: 16-1 • A: 6-5 • N: 5-2**
**NCAA Tournament • Final Four**

| DATE | OPPONENT | LSU RANK | RESULTS |
|---|---|---|---|
| **Women's Sports Foundation Classic (Eugene, Ore.)** | | | |
| 11/15 | vs. Villanova | #9 | W, 63-56 |
| 11/16 | at Oregon | #9 | L, 76-67 |
| 11/21 | at #9 Penn State | #12 | L, 83-46 |
| 11/29 | at Rice | #18 | W, 73-51 |
| 12/02 | #22 Rutgers | #18 | W, 78-68 |
| 12/13 | Louisiana-Monroe | #18 | W, 86-48 |
| 12/15 | Sam Houston State | #16 | W, 74-38 |
| **Women'sCollegeHoops.com Classic (Baton Rouge, La.)** | | | |
| 12/17 | Kent State | #16 | W, 73-49 |
| 12/18 | Richmond | #16 | W, 76-53 |
| 12/20 | Southeastern Louisiana | #16 | W, 97-47 |
| 12/22 | Temple | #17 | W, 68-52 |
| **Russell Athletic Shootout (Atlanta, Ga.)** | | | |
| 12/27 | vs. Florida State | #17 | W, 75-68 |
| 12/30 | at Tulane (4) | #17 | W, 65-42 |
| 01/04 | #25 Arizona | #17 | W, 76-66 |
| 01/11 | #21 Auburn | #17 | W, 70-59 |
| 01/15 | Florida | #14 | W, 74-59 |
| 01/18 | at Kentucky | #14 | W, 70-69 |
| 01/22 | at Arkansas | #12 | W, 73-65 |
| 01/25 | at #17 Georgia | #12 | L, 80-74 |
| 02/01 | South Carolina | #15 | W, 82-72 |
| 02/05 | at Alabama | #14 | W, 103-68 |
| 02/08 | at #19 Auburn | #14 | L, 68-50 |
| 02/12 | Arkansas | #16 | W, 92-65 |
| 02/15 | at #20 Florida | #16 | W, 91-72 |
| 02/19 | Vanderbilt | #15 | L, 61-55 |
| 02/22 | Mississippi State | #15 | W, 78-61 |
| 02/26 | Ole Miss | #15 | W, 85-68 |
| 02/29 | at #2 Tennessee | #15 | L, 85-62 |
| **SEC Tournament (Nashville, Tenn.)** | | | |
| 03/05 | vs. Ole Miss | #15 | W, 79-66 |
| 03/06 | vs. #21 Vanderbilt | #15 | L, 78-66 |
| **NCAA Tournament 1st & 2nd Rounds (Baton Rouge, La.)** | | | |
| 03/21 | Austin Peay | #19 | W, 83-66 |
| 03/23 | Maryland | #19 | W, 76-61 |
| **NCAA Sweet 16 & Elite 8 (Seattle, Wash.)** | | | |
| 03/27 | vs. #4 Texas | #19 | W, 71-55 |
| 03/29 | vs. #16 Georgia | #19 | W, 62-60 |
| **NCAA Final Four (New Orleans, La.)** | | | |
| 04/04 | vs. #2 Tennessee | #19 | L, 52-50 |

**Pokey Chatman**
**2004-07**
**Record: 90-14 (.865)**

## 2004-05

**Record: 33-3 (14-0 SEC) • Final AP Rank: #2**
**H: 12-0 • A: 12-1 • N: 9-2**
**SEC Regular Season Champions**
**NCAA Tournament • Final Four**

| DATE | OPPONENT | LSU RANK | RESULTS |
|---|---|---|---|
| **Women's Sports Foundation Classic (Baton Rouge, La.)** | | | |
| 11/11 | Maine | #2 | W, 81-50 |
| 11/12 | Arizona State | #2 | W, 65-54 |
| **State Farm Hall of Fame Tipoff Classic (Austin, Texas)** | | | |
| 11/14 | vs. #8 Baylor | #2 | W, 71-70 |
| 11/21 | vs. Southern Miss (5) | #2 | W, 80-35 |
| 11/23 | at Temple | #2 | W, 65-51 |
| **Coors Classic (Boulder, Colo.)** | | | |
| 11/26 | vs. #22 Maryland | #2 | W, 64-51 |
| 11/27 | at Colorado | #2 | W, 75-44 |
| 11/30 | North Texas | #1 | W, 77-51 |
| 12/14 | at #13 Minnesota | #1 | W, 75-67 |
| **Triple Crown Classic (Springfield, Mo.)** | | | |
| 12/18 | at Missouri State | #1 | W, 66-54 |
| 12/21 | at UC Santa Barbara | #1 | W, 72-52 |
| 12/30 | Texas State | #1 | W, 78-38 |
| 01/02 | Tulane | #1 | W, 79-45 |
| 01/05 | at #14 Rutgers | #1 | L, 51-49 (OT) |
| 01/08 | #17 Georgia | #1 | W, 76-52 |
| 01/13 | at Florida | #3 | W, 64-47 |
| 01/16 | Alabama | #3 | W, 76-51 |
| 01/20 | Arkansas | #2 | W, 91-45 |
| 01/23 | at #17 Vanderbilt | #2 | W, 79-68 |
| 01/30 | Auburn | #2 | W, 57-52 |
| 02/03 | at Ole Miss | #1 | W, 82-58 |
| 02/06 | at Mississippi State | #1 | W, 67-40 |
| 02/10 | #5 Tennessee | #1 | W, 68-58 |
| 02/13 | at South Carolina | #1 | W, 66-36 |
| 02/17 | Kentucky | #1 | W, 81-58 |
| 02/20 | at Auburn | #1 | W, 62-57 |
| 02/24 | at Arkansas | #1 | W, 90-64 |
| 02/27 | Florida | #1 | W, 76-52 |
| **SEC Tournament (Greenville, S.C.)** | | | |
| 03/04 | vs. Alabama | #1 | W, 60-59 |
| 03/05 | vs. #21 Georgia | #1 | W, 79-65 |
| 03/06 | vs. #5 Tennessee | #1 | L, 67-65 |
| **NCAA Tournament 1st & 2nd Rounds (Knoxville, Tenn.)** | | | |
| 03/20 | vs. Stetson | #2 | W, 70-36 |
| 03/22 | vs. Arizona | #2 | W, 76-43 |
| **NCAA Sweet 16 & Elite 8 (Chattanooga, Tenn.)** | | | |
| 03/26 | vs. Liberty | #2 | W, 90-48 |
| 03/28 | vs. #7 Duke | #2 | W, 59-49 |
| **NCAA Final Four (Indianapolis, Ind.)** | | | |
| 04/03 | vs. #5 Baylor | #2 | L, 68-57 |

## 2005-06

**Record: 31-4 (13-1 SEC) • Final AP Rank: #5**
**H: 15-0 • A: 8-2 • N: 8-2**
**SEC Regular Season Champions**
**NCAA Tournament • Final Four**

| DATE | OPPONENT | LSU RANK | RESULTS |
|---|---|---|---|
| **State Farm Hall of Fame Tipoff Classic (Lubbock, Texas)** | | | |
| 11/13 | at #13 Texas Tech | #3 | W, 76-68 |
| 11/22 | Southern | #3 | W, 107-39 |
| **Miami Thanksgiving Classic (Miami, Fla.)** | | | |
| 11/25 | vs. Nebraska | #3 | W, 74-55 |
| 11/26 | vs. Texas A&M-Corpus Christi | #3 | W, 74-45 |
| 12/12 | New Orleans | #3 | W, 72-41 |
| 12/15 | at #4 Ohio State | #3 | W, 64-48 |
| 12/18 | at Kentucky | #3 | W, 66-36 |
| 12/20 | Tulane | #3 | W, 89-60 |

| | | | |
|---|---|---|---|
| 12/28 | #10 Michigan State | #3 | W, 72-52 |
| 12/30 | South Florida | #3 | W, 87-44 |
| 01/01 | North Carolina A&T | #3 | W, 99-35 |
| 01/04 | at Auburn | #3 | W, 65-38 |
| 01/07 | #15 Minnesota | #3 | W, 66-45 |
| 01/12 | South Carolina | #3 | W, 79-46 |
| 01/16 | at #5 Connecticut | #3 | L, 51-48 |
| 01/19 | Alabama | #3 | W, 79-43 |
| 01/22 | at #13 Georgia | #3 | W, 65-64 |
| 01/26 | #22 Vanderbilt | #4 | W, 75-53 |
| 01/30 | #10 Baylor | #4 | W, 88-57 |
| 02/02 | at Arkansas | #4 | W, 93-59 |
| 02/05 | Ole Miss | #4 | W, 78-63 |
| 02/09 | at #5 Tennessee | #4 | W, 72-69 |
| 02/12 | #13 Georgia | #3 | W, 68-61 |
| 02/16 | at Florida | #2 | L, 79-78 (OT) |
| 02/19 | Arkansas | #2 | W, 64-42 |
| 02/23 | at Alabama | #3 | W, 86-61 |
| 02/26 | Mississippi State | #3 | W, 62-48 |
| **SEC Tournament (North Little Rock, Ark.)** | | | |
| 03/03 | vs. Ole Miss | #3 | W, 91-73 |
| 03/04 | vs. Kentucky | #3 | W, 79-52 |
| 03/05 | vs. #8 Tennessee | #3 | L, 63-62 |
| **NCAA Tournament 1st & 2nd Rounds (Nashville, Tenn.)** | | | |
| 03/18 | vs. Florida Atlantic | #5 | W, 72-48 |
| 03/20 | vs. Washington | #5 | W, 72-49 |
| **NCAA Sweet 16 & Elite 8 (San Antonio, Texas)** | | | |
| 03/25 | vs. #13 DePaul | #5 | W, 66-56 |
| 03/27 | vs. #13 Stanford | #5 | W, 62-59 |
| **NCAA Final Four (Boston, Mass.)** | | | |
| 04/02 | vs. #4 Duke | #5 | L, 64-45 |

## 2006-07

**Record: 30-8 (10-4 SEC) • Final AP Rank: #12**
**H: 13-2 • A: 8-4 • N: 9-2**
**NCAA Tournament • Final Four**

| DATE | OPPONENT | LSU RANK | RESULTS |
|---|---|---|---|
| **Basketball Travelers Classic (Baton Rouge, La.)** | | | |
| 11/12 | West Virginia | #10 | W, 64-25 |
| 11/13 | Howard | #10 | W, 88-44 |
| 11/14 | Virginia Tech | #10 | W, 70-40 |
| 11/16 | Louisiana-Lafayette | #10 | W, 65-31 |
| 11/19 | at Tulane | #10 | W, 59-39 |
| 11/21 | at #15 Baylor | #9 | L, 64-60 |
| **Roadrunner Thanksgiving Classic (San Antonio, Texas)** | | | |
| 11/24 | vs. Tulsa | #9 | W, 61-37 |
| 11/25 | vs. Eastern Washington | #9 | W, 105-52 |
| 11/27 | at New Orleans | #11 | W, 65-45 |
| 12/02 | Detroit | #11 | W, 80-44 |
| 12/10 | #5 Ohio State | #9 | W, 75-51 |
| 12/17 | at #18 Michigan State | #7 | W, 65-50 |
| 12/20 | McNeese State | #7 | W, 83-28 |
| **Katrina Relief Basketball Classic (New Orleans, La.)** | | | |
| 12/30 | vs. Louisiana Tech | #6 | W, 61-44 |
| 01/03 | at South Florida | #6 | W, 60-48 |
| 01/07 | #15 Georgia | #6 | W, 57-55 |
| 01/11 | at Ole Miss | #5 | L, 77-74 |
| 01/14 | at Mississippi State | #5 | W, 77-50 |
| 01/18 | Kentucky | #8 | W, 76-58 |
| 01/21 | at Alabama | #8 | W, 61-45 |
| 01/25 | Arkansas | #8 | W, 70-53 |
| 01/28 | Auburn | #8 | W, 65-45 |
| 02/01 | at #14 Georgia | #7 | L, 53-51 |
| 02/04 | at South Carolina | #7 | W, 49-46 |
| 02/08 | Florida | #7 | W, 79-66 |
| 02/11 | #5 Connecticut | #7 | L, 72-71 |
| 02/15 | at Arkansas | #7 | W, 86-65 |
| 02/19 | #2 Tennessee | #7 | L, 56-51 |
| 02/22 | at #12 Vanderbilt | #7 | L, 68-58 |
| 02/25 | Alabama | #7 | W, 70-27 |
| **SEC Tournament (Duluth, Ga.)** | | | |
| 03/02 | vs. Ole Miss | #11 | W, 52-46 |
| 03/03 | vs. #2 Tennessee | #11 | W, 63-54 |
| 03/04 | vs. #13 Vanderbilt | #11 | L, 51-45 |

**Bob Starkey**
**2007 NCAA Tournament**
**Record: 4-1 (.800)**

| | | | |
|---|---|---|---|
| **NCAA Tournament 1st & 2nd Rounds (Austin, Texas)** | | | |
| 03/17 | vs. UNC Asheville | #12 | W, 77-39 |
| 03/19 | vs. West Virginia | #12 | W, 49-43 |
| **NCAA Sweet 16 & Elite 8 (Fresno, Calif.)** | | | |
| 03/24 | vs. Florida State | #12 | W, 55-43 |
| 03/26 | vs. #4 Connecticut | #12 | W, 73-50 |
| **NCAA Final Four (Cleveland, Ohio)** | | | |
| 04/01 | vs. #15 Rutgers | #12 | L, 59-35 |

**Van Chancellor**
**2007-11**
**Record: 90-40 (.692)**

## 2007-08

**Record: 31-6 (14-0 SEC) • Final AP Rank: #6**
**H: 14-1 • A: 11-3 • N: 6-2**
**SEC Regular Season Champions**
**NCAA Tournament • Final Four**

| DATE | OPPONENT | LSU RANK | RESULTS |
|---|---|---|---|
| **Preseason WNIT (Campus Sites)** | | | |
| 11/09 | Samford | #5 | W, 86-38 |
| 11/11 | TCU | #5 | W, 73-54 |
| 11/15 | #17 Michigan State | #4 | W, 64-41 |
| 11/18 | at #3 Maryland | #3 | L, 75-62 |
| 11/21 | Louisiana-Lafayette | #5 | W, 72-37 |
| 11/25 | at #7 Rutgers | #5 | L, 45-43 |
| 11/29 | at Houston | #7 | W, 77-46 |
| 12/02 | at Tulane | #7 | W, 52-36 |
| 12/16 | at Louisiana Tech | #8 | W, 76-45 |
| **Carribean Classic (Cancun, Mexico)** | | | |
| 12/18 | vs. Illinois-Chicago | #8 | W, 86-44 |
| 12/19 | vs. Miami (Fla.) | #8 | W, 63-52 |
| 12/28 | at Middle Tennessee | #8 | L, 67-56 |
| 12/30 | New Orleans | #8 | W, 73-46 |
| 01/03 | at Florida State | #11 | W, 73-61 |
| 01/10 | at #18 Arkansas | #11 | W, 76-54 |
| 01/13 | Vanderbilt | #11 | W, 62-51 |
| 01/20 | Mississippi State | #8 | W, 84-31 |
| 01/24 | at #22 Auburn | #9 | W, 79-49 |
| 01/27 | at Kentucky | #9 | W, 72-46 |
| 01/31 | South Carolina | #8 | W, 67-37 |
| 02/03 | at Florida | #8 | W, 85-71 |
| 02/07 | at Alabama | #8 | W, 89-53 |
| 02/10 | #21 Georgia | #8 | W, 63-57 |
| 02/14 | at #1 Tennessee | #7 | W, 78-62 |
| 02/17 | Ole Miss | #7 | W, 78-48 |
| 02/21 | Kentucky | #7 | W, 52-48 |
| 02/25 | #1 Connecticut | #1 | L, 74-69 |
| 02/28 | Arkansas | #6 | W, 83-46 |
| 03/02 | at Mississippi State | #6 | W, 64-49 |
| **SEC Tournament (Nashville, Tenn.)** | | | |
| 03/07 | vs. Ole Miss | #6 | W, 80-36 |
| 03/08 | vs. Kentucky | #6 | W, 66-49 |
| 03/09 | vs. #3 Tennessee | #6 | L, 61-55 |
| **NCAA Tournament 1st & 2nd Rounds (Baton Rouge, La.)** | | | |
| 03/22 | Jackson State | #5 | W, 66-32 |
| 03/24 | #22 Marist | #5 | W, 68-49 |
| **NCAA Sweet 16 & Elite 8 (New Orleans, La.)** | | | |
| 03/29 | vs. #13 Oklahoma State | #5 | W, 67-52 |
| 03/31 | vs. #2 North Carolina | #5 | W, 56-50 |
| **NCAA Final Four (Tampa, Fla.)** | | | |
| 04/06 | vs. #3 Tennessee | #5 | L, 47-46 |

## 2008-09

**Record: 19-11 (10-4 SEC)**
**H: 11-7 • A: 7-3 • N: 1-1**
**NCAA Tournament • 2nd Round**

| DATE | OPPONENT | LSU RANK | RESULTS |
|---|---|---|---|
| **State Farm Tip-Off Classic** | | | |
| 11/16 | #16 Notre Dame | #24 | L, 62-53 |
| 11/24 | Tulane | | W, 63-47 |
| 11/26 | #25 Xavier | | L, 57-48 |
| 11/30 | Middle Tennessee | | L, 79-75 |
| 12/01 | Texas Southern | | W, 61-30 |
| 12/15 | Louisiana Tech | | W, 51-41 |
| 12/18 | Southeastern Louisiana | | W, 65-40 |
| 12/20 | at Centenary | | W, 74-31 |
| 12/28 | Florida State | | L, 61-57 |
| 01/01 | Nebraska | | W, 64-50 |
| 01/03 | at #1 Connecticut | | L, 76-63 |
| 01/08 | at Arkansas | | W, 62-42 |
| 01/11 | Alabama | | W, 55-34 |
| 01/14 | at New Orleans | | W, 67-48 |
| 01/18 | at #18 Vanderbilt | | L, 75-67 |
| 01/22 | Mississippi State | | L, 38-36 |
| 01/25 | at Kentucky | | W, 59-56 |
| 01/29 | at South Carolina | | W, 63-56 |
| 02/01 | #5 Auburn | | L, 66-55 |
| 02/05 | Arkansas | | W, 68-53 |
| 02/08 | at Ole Miss | | L, 65-55 |
| 02/15 | #9 Florida | | W, 66-47 |
| 02/19 | at Georgia | | W, 57-46 |
| 02/22 | Kentucky | | W, 57-56 |
| 02/26 | #18 Tennessee | | W, 63-61 |
| 03/01 | at Ole Miss | | W, 59-48 |
| **SEC Tournament (North Little Rock, Ark.)** | | | |
| 03/06 | vs. Mississippi State | | W, 63-58 |
| 03/07 | vs. #22 Vanderbilt | | L, 61-47 |
| **NCAA Tournament 1st & 2nd Rounds (Baton Rouge, La.)** | | | |
| 03/22 | vs. Green Bay | | W, 69-59 |
| 03/24 | vs. #7 Louisville | | L, 62-52 |

## 2009-10

**Record: 21-10 (9-7 SEC) • Final AP Rank: #21**
**H: 12-4 • A: 8-5 • N: 1-1**
**NCAA Tournament • 2nd Round**

| DATE | OPPONENT | LSU RANK | RESULTS |
|---|---|---|---|
| 11/15 | Centenary | #9 | W, 92-19 |
| 11/18 | #24 Middle Tennessee | #7 | W, 61-40 |
| 11/21 | Houston | #7 | W, 72-54 |
| 11/22 | Nicholls State | #7 | W, 86-49 |
| 11/25 | at Tulane | #7 | W, 73-65 (OT) |
| 12/01 | at Louisiana Tech | #7 | W, 77-74 |
| 12/13 | New Orleans | #5 | W, 57-33 |
| **Sue Gunter Classic (Baton Rouge, La.)** | | | |
| 12/15 | Houston Baptist | #5 | W, 93-31 |
| 12/16 | North Carolina A&T | #5 | W, 75-33 |
| 12/20 | at #18 Nebraska | #5 | L, 77-63 |
| 12/22 | Southeastern Louisiana | #11 | W, 72-27 |
| 12/30 | at #13 Xavier | #11 | W, 56-47 |
| 01/03 | at South Carolina | #11 | W, 70-58 |
| 01/07 | at Arkansas | #11 | W, 65-38 |
| 01/10 | Auburn | #11 | L, 64-62 (OT) |
| 01/17 | at Ole Miss | #12 | L, 80-71 |
| 01/21 | South Carolina | #18 | W, 69-52 |
| 01/24 | #3 Tennessee | #18 | L, 55-43 |
| 01/28 | #25 Kentucky | #18 | L, 71-62 |
| 01/31 | at Alabama | #18 | W, 78-41 |
| 02/04 | at #14 Georgia | #19 | L, 49-46 (OT) |
| 02/07 | Ole Miss | #19 | L, 102-101 (3 OT) |
| 02/11 | at Florida | #23 | W, 70-30 |
| 02/14 | at Auburn | #23 | W, 75-51 |
| 02/18 | #20 Vanderbilt | #23 | W, 55-39 |
| 02/22 | at #5 Tennessee | #20 | L, 70-61 |
| 02/25 | Arkansas | #20 | W, 70-53 |
| 02/28 | Mississippi State | #21 | W, 76-47 |
| **SEC Tournament (Duluth, Ga.)** | | | |
| 03/05 | vs. Vanderbilt | #21 | L, 63-61 |
| **NCAA Tournament 1st & 2nd Rounds (Durham, N.C.)** | | | |
| 03/22 | vs. #23 Hartford | #21 | W, 60-39 |
| 03/24 | at #6 Duke | #21 | L, 60-52 |

## 2010-11

**Record: 19-13 (8-8 SEC)**
**H: 10-4 • A: 5-8 • N: 4-1**

| DATE | OPPONENT | LSU RANK | RESULTS |
|---|---|---|---|
| 11/14 | at Northwestern | | L, 71-62 |
| 11/17 | #7 Ohio State | | L, 59-55 |
| **Seton Hall Classic (South Orange, N.J.)** | | | |
| 11/19 | vs. Massachusetts | | W, 63-51 |
| 11/20 | at Seton Hall | | W, 58-40 |
| 11/23 | Tulane | | L, 54-52 |
| **World Vision Challenge (Storrs, Conn.)** | | | |
| 11/26 | vs. Lehigh | | W, 74-63 |
| 11/27 | vs. Howard | | W, 69-39 |
| 11/28 | at #1 Connecticut | | L, 81-51 |
| 11/30 | at Nicholls State | | W, 88-35 |
| 12/14 | Texas Southern | | W, 77-47 |
| 12/16 | Texas-San Antonio | | W, 74-41 |
| 12/19 | Louisiana Tech | | W, 68-53 |
| 12/21 | Prairie View A&M | | W, 70-48 |
| 12/28 | at #9 UCLA | | W, 55-53 |
| 01/02 | #5 Tennessee | | L, 73-65 |
| 01/06 | at South Carolina | | L, 63-61 |
| 01/09 | Alabama | | W, 72-43 |
| 01/13 | at Mississippi State | | W, 72-55 |
| 01/16 | at Auburn | | L, 65-53 |
| 01/20 | Ole Miss | | W, 78-43 |

# Year-by-Year Results

| | | |
|---|---|---|
| 01/23 | Florida | W, 72-58 |
| 01/27 | Arkansas | L, 53-45 |
| 01/30 | #20 Georgia | W, 47-41 |
| 02/03 | at Vanderbilt | L, 55-50 |
| 02/06 | at Ole Miss | W, 76-38 |
| 02/10 | Auburn | W, 55-52 |
| 02/13 | at #15 Kentucky | L, 49-47 |
| 02/20 | at Arkansas | L, 42-40 |
| 02/24 | South Carolina | W, 54-51 (OT) |
| 02/27 | at #4 Tennessee | L, 80-60 |
| **SEC Tournament (Nashville, Tenn.)** | | |
| 03/03 | vs. Alabama | W, 60-36 |
| 03/04 | vs. #15 Kentucky | L, 60-58 |

**Nikki Caldwell**
**2011-Present**
**Record: 66-36 (.647)**

## 2011-12

**Record: 23-11 (10-6 SEC)**
**H: 13-4 • A: 8-6 • N: 2-1**
**NCAA Tournament • 2nd Round**

| DATE | OPPONENT | LSU RANK | RESULTS |
|---|---|---|---|
| 11/14 | at Wichita State | #20 | W, 64-56 |
| 11/16 | #14 Georgetown | #20 | W, 51-40 |
| 11/19 | at Tulane | #20 | L, 65-62 |
| 11/21 | Arkansas-Pine Bluff | #20 | W, 80-28 |
| 11/22 | Northwestern | #20 | L, 44-43 |
| 11/27 | at #18 Ohio State | #20 | L, 77-68 |
| 12/11 | Alabama State | | W, 67-35 |
| 12/13 | UCLA | | W, 58-41 |
| 12/16 | at McNeese State | | W, 64-43 |
| 12/18 | Lamar | | W, 77-35 |
| 12/22 | Grambling State | | W, 62-47 |
| 12/29 | at Louisiana Tech | | W, 66-55 |
| 01/01 | at Ole Miss | | W, 83-44 |
| 01/05 | at Mississippi State | | W, 53-48 |
| 01/08 | Alabama | | W, 84-40 |
| 01/12 | #24 South Carolina | | W, 58-48 |
| 01/15 | at Florida | | L, 62-58 |
| 01/19 | at #9 Tennessee | | L, 65-56 |
| 01/22 | Arkansas | | L, 72-52 |
| 01/24 | at East Tennessee State | | W, 71-68 (OT) |
| 01/29 | at Vanderbilt | | L, 81-72 |
| 02/02 | Florida | | L, 73-64 |
| 02/05 | #5 Kentucky | | W, 61-51 |
| 02/09 | Mississippi State | | W, 53-49 |
| 02/12 | at Alabama | | W, 51-46 |
| 02/16 | at Arkansas | | W, 50-42 |
| 02/19 | Auburn | | W, 57-41 |
| 02/23 | #24 Vanderbilt | | W, 69-66 |
| 02/26 | at #16 Georgia | | L, 62-46 |
| **SEC Tournament (Nashville, Tenn.)** | | | |
| 03/02 | vs. Arkansas | | W, 41-40 |
| 03/03 | vs. #9 Kentucky | | W, 72-61 |
| 03/04 | vs. #10 Tennessee | | L, 70-58 |
| **NCAA Tournament 1st & 2nd Rounds (Baton Rouge, La.)** | | | |
| 03/18 | vs. San Diego State | | W, 64-56 |
| 03/20 | vs. #11 Penn State | | L, 90-80 |

## 2012-13

**Record: 22-12 (10-6 SEC)**
**H: 15-3 • A: 5-7 • N: 2-2**
**NCAA Tournament • Sweet 16**

| DATE | OPPONENT | LSU RANK | RESULTS |
|---|---|---|---|
| 11/11 | Wichita State | | W, 72-70 |
| 11/16 | at Hampton | | L, 67-58 |
| 11/19 | at Georgetown | | L, 71-69 |
| **FIU Thanksgiving Classic (Miami, Fla.)** | | | |
| 11/23 | vs. #12 West Virginia | | W, 71-63 |
| 11/25 | at Florida International | | W, 76-69 |
| 12/02 | North Carolina State | | W, 81-73 |
| 12/09 | Tulane | | L, 66-64 (OT) |
| 12/13 | East Tennessee State | | W, 76-42 |
| 12/16 | Louisiana Tech | | W, 77-55 |
| 12/19 | Grambling State | | W, 90-59 |
| 12/21 | McNeese State | | W, 82-75 |
| 12/28 | at Florida Gulf Coast | | L, 76-70 |
| 12/31 | New Orleans | | W, 87-61 |
| 01/03 | Ole Miss | | W, 84-79 |
| 01/06 | at Florida | | L, 77-72 |
| 01/10 | at Arkansas | | L, 63-54 |
| 01/13 | Mississippi State | | W, 62-42 |
| 01/17 | at #18 South Carolina | | L, 66-59 |
| 01/20 | Vanderbilt | | W, 54-51 |
| 01/27 | at #4 Kentucky | | L, 73-60 |
| 01/31 | at Auburn | | W, 59-55 |
| 02/04 | #14 Texas A&M | | L, 74-57 |
| 02/07 | #12 Tennessee | | L, 64-62 |
| 02/10 | #9 Georgia | | W, 62-54 |
| 02/17 | at Mississippi State | | W, 63-41 |
| 02/22 | at Missouri | | W, 78-74 (OT) |
| 02/24 | #7 Kentucky | | W, 77-72 |
| 02/28 | Alabama | | W, 76-42 |
| 03/03 | at #13 Texas A&M | | W, 67-52 |
| **SEC Tournament (Nashville, Tenn.)** | | | |
| 03/07 | vs. Auburn | #22 | W, 65-62 |
| 03/08 | vs. #12 Georgia | #22 | L, 71-53 |
| **NCAA Tournament 1st & 2nd Rounds (Baton Rouge, La.)** | | | |
| 03/24 | vs. #20 Green Bay | | W, 75-71 |
| 03/26 | vs. #8 Penn State | | W, 71-66 |
| **NCAA Sweet 16 (Spokane, Wash.)** | | | |
| 03/30 | vs. #6 California | | L, 73-63 |

## 2013-14

**Record: 21-13 (7-9 SEC)**
**H: 12-4 • A: 6-7 • N: 3-2**
**NCAA Tournament • Sweet 16**

| DATE | OPPONENT | LSU RANK | RESULTS |
|---|---|---|---|
| **Preseason WNIT (Campus Sites)** | | | |
| 11/08 | Stephen F. Austin | #15 | W, 86-58 |
| 11/10 | Saint Joseph's | #15 | W, 80-64 |
| 11/14 | at #5 Louisville | #14 | L, 88-67 |
| 11/20 | Hampton | #15 | W, 73-54 |
| 11/23 | at Louisiana Tech | #15 | W, 81-69 |
| **Barclays Center Invitational (Brooklyn, N.Y.)** | | | |
| 11/29 | vs. Rutgers | #15 | W, 69-65 |
| 11/30 | vs. Michigan | #15 | W, 64-62 |
| 12/03 | Indiana State | #13 | W, 83-66 |
| 12/15 | at Arkansas-Little Rock | #13 | W, 58-51 |
| 12/17 | Florida Gulf Coast | #12 | W, 69-46 |
| 12/20 | at North Carolina State | #12 | L, 89-79 |
| 12/30 | Jackson State | #16 | W, 72-45 |
| 01/02 | at #5 Tennessee | #16 | W, 80-77 |
| 01/05 | at Tulane | #16 | W, 63-35 |
| 01/09 | Texas A&M | #12 | L, 52-48 |
| 01/12 | Florida | #12 | W, 82-68 |
| 01/16 | at Missouri | #14 | W, 87-68 |
| 01/19 | at #24 Vanderbilt | #14 | L, 79-70 |
| 01/23 | Auburn | #15 | W, 71-60 |
| 01/26 | at Ole Miss | #15 | W, 66-56 |
| 01/30 | Mississippi State | #14 | W, 65-56 |
| 02/02 | at #13 Kentucky | #14 | L, 63-56 |
| 02/06 | Missouri | #16 | W, 75-58 |
| 02/09 | at #19 Texas A&M | #16 | L, 72-67 |
| 02/16 | #5 South Carolina | #19 | L, 73-57 |
| 02/20 | at Georgia | #19 | L, 71-67 |
| 02/23 | Arkansas | #19 | L, 57-53 |
| 02/27 | #10 Tennessee | | L, 72-67 |
| 03/02 | at Alabama | | L, 78-60 |
| **SEC Tournament (Duluth, Ga.)** | | | |
| 03/06 | vs. Alabama | | W, 78-65 |
| 03/07 | vs. #6 Tennessee | | L, 77-65 |
| **NCAA Tournament 1st & 2nd Rounds (Baton Rouge, La.)** | | | |
| 03/23 | vs. Georgia Tech | | W, 98-78 |
| 03/25 | vs. #7 West Virginia | | W, 76-67 |
| **NCAA Sweet 16 (Louisville, Ky.)** | | | |
| 03/30 | at #4 Louisville | | L, 73-47 |

**Notes**

• Rankings indicate LSU and opponent Associated Press Rankings on gameday. Number in parentheses after opponent inducates neutral or off-campus site.

(1) F. G. Clark (Baton Rouge, La.)
(2) Louisiana Superdome (New Orleans, La.)
(3) The Crown (Cincinnati, Ohio)
(4) New Orleans Arena (New Orleans, La.)
(5) Houma Civic Center (Houma, La.)

# vs. All Opponents

| OPPONENT | SERIES RECORD | LAST GAME SCORE |
|---|---|---|
| **Alabama** | **36-17** | **W, 78-65 (03/06/14 • SECT)** |
| Alabama State | 3-0 | W, 67-35 (12/11/11) |
| Alcorn State | 7-0 | W, 95-60 (01/16/92) |
| Arizona | 3-1 | W, 76-43 (03/22/05 • NCAAT) |
| Arizona State | 2-0 | W, 65-54 (11/12/04) |
| **Arkansas** | **29-14** | **L, 57-53 (02/23/14)** |
| **Arkansas-Little Rock** | **1-0** | **W, 58-51 (12/15/13)** |
| Arkansas-Pine Bluff | 2-0 | W, 80-28 (11/21/11) |
| **Auburn** | **20-29** | **W, 71-60 (01/23/14)** |
| Austin Peay | 1-0 | LSU, 83-66 (03/21/04 • NCAAT) |
| Baylor | 7-4 | L, 64-60 (11/21/06) |
| Boise State | 1-0 | W, 58-38 (03/13/98 • WNIT) |
| Butler | 1-0 | W, 74-58 (03/15/98 • WNIT) |
| Cal State Fullerton | 0-1 | L, 91-89 (01/12/79) |
| Cal State Northridge | 1-0 | W, 70-52 (12/31/90) |
| California | 1-1 | L, 73-63 (03/30/13 • NCAAT) |
| Charleston Southern | 1-0 | W, 90-42 (11/24/95) |
| Clemson | 0-2 | L, 60-58 (12/20/98) |
| Colorado | 2-2 | W, 75-44 (11/27/04) |
| Connecticut | 1-6 | L, 81-51 (11/28/10) |
| Delaware State | 1-0 | W, 94-32 (12/28/00) |
| DePaul | 1-0 | W, 66-56 (03/25/06 • NCAAT) |
| Detroit | 1-1 | W, 80-44 (12/02/06) |
| Drake | 1-0 | W, 76-50 (11/28/86) |
| Duke | 2-3 | L, 60-52 (03/24/10 • NCAA T) |
| East Carolina | 2-0 | W, 70-65 (01/11/86) |
| East Tennessee State | 2-0 | W, 76-42 (12/13/12) |
| Eastern Washington | 1-0 | W, 105-52 (11/25/06) |
| Evansville | 1-0 | W, 78-69 (03/13/99 • NCAA T) |
| **Florida** | **25-12** | **W, 82-68 (01/12/14)** |
| Florida Atlantic | 2-0 | W, 72-48 (03/18/06 • NCAAT) |
| Florida International | 4-1 | W, 76-69 (11/25/12) |
| Florida Gulf Coast | 1-1 | W, 69-46 (12/17/13) |
| Florida State | 5-3 | L, 61-57 (12/28/08) |
| Fordham | 1-0 | W, 62-42 (11/29/96) |
| Fresno State | 1-0 | W, 76-73 (12/29/88) |
| George Washington | 1-0 | W, 72-56 (11/24/89) |
| Georgetown | 2-1 | L, 71-69 (11/19/12) |
| **Georgia** | **18-23** | **L, 71-67 (02/20/14)** |
| Georgia Tech | 1-0 | W, 98-78 (03/23/14 • NCAAT) |
| Grambling State | 4-0 | W, 90-59 (12/19/12) |
| Green Bay | 3-0 | W, 75-71 (03/24/13 • NCAAT) |
| Hampton | 1-1 | W, 73-54 (11/20/13) |
| Hartford | 2-0 | W, 60-39 (03/20/10 • NCAA T) |
| Hawaii | 1-1 | L, 79-63 (11/23/97) |
| Houston | 6-3 | W, 72-54 (11/21/09) |
| Houston Baptist | 1-0 | W, 93-31 (12/15/09) |
| Howard | 2-0 | W, 69-39 (11/27/10) |
| Illinois-Chicago | 1-0 | W, 86-44 (12/18/07) |
| Indiana State | 1-0 | W, 83-66 (12/03/13) |
| Iowa | 1-2 | L, 73-65 (11/25/90) |
| **Jackson State** | **11-2** | **W, 72-45 (12/30/13)** |
| Kansas | 1-0 | W, 74-63 (11/24/90) |
| **Kansas State** | **2-3** | **W, 78-64 (01/03/90)** |
| Kent State | 2-0 | W, 73-49 (12/17/03) |
| **Kentucky** | **31-12** | **L, 63-56 (02/02/14)** |
| LaSalle | 1-0 | W, 94-61 (01/09/84) |
| Lamar | 12-3 | W, 77-35 (12/18/11) |
| Lehigh | 1-0 | W, 74-63 (11/26/10) |
| Liberty | 2-0 | W, 90-48 (03/26/05 • NCAAT) |
| **Long Beach State** | **2-1** | **W, 67-63 (01/02/91)** |
| Louisiana-Lafayette | 22-0 | W, 72-37 (11/21/07) |
| Louisiana-Monroe | 11-3 | W, 86-48 (12/13/03) |
| **Louisiana Tech** | **15-12** | **W, 81-69 (11/23/13)** |
| **Louisville** | **1-4** | **L, 73-47 (03/30/14 • NCAAT)** |
| Maine | 2-0 | W, 81-50 (11/11/04) |
| Marist | 1-0 | W, 68-49 (03/24/08 • NCAAT) |
| Marquette | 1-0 | W, 71-58 (03/17/97 • NCAA T) |
| Maryland | 3-2 | L, 75-62 (11/18/07) |
| Massachusetts | 1-0 | W, 63-51 (11/19/10) |
| McNeese State | 15-4 | W, 82-75 (12/21/12) |
| Memphis | 2-2 | W, 84-66 (01/08/97) |
| Mercer | 5-0 | W, 87-31 (12/18/01) |
| **Miami (Fla.)** | **3-0** | **W, 63-52 (12/19/07)** |
| Michigan | 2-1 | W, 64-62 (11/30/13) |
| Michigan State | 3-0 | W, 64-41 (11/15/07) |
| Middle Tennessee | 3-2 | W, 61-40 (11/18/09) |
| Minnesota | 2-1 | W, 66-45 (01/07/06) |
| **Mississippi State** | **46-6** | **W, 65-56 (01/30/14)** |
| **Missouri** | **5-2** | **W, 75-58 (02/06/14)** |
| Missouri State | 1-1 | W, 66-54 (12/18/04) |

| OPPONENT | SERIES RECORD | LAST GAME SCORE |
|---|---|---|
| Missouri-Kansas City | 1-0 | W, 75-60 (01/02/94) |
| Nebraska | 2-1 | L, 77-63 (12/20/09) |
| New Mexico | 1-0 | W, 54-49 (11/10/00) |
| New Orleans | 22-5 | W, 87-61 (12/31/12) |
| Nicholls State | 11-0 | W, 88-35 (11/30/10) |
| Norfolk State | 1-0 | W, 81-48 (02/02/79) |
| North Carolina | 2-0 | W, 56-50 (03/31/08 • NCAAT) |
| North Carolina A&T | 2-0 | W, 75-33 (12/16/09) |
| **North Carolina State** | **1-1** | **L, 89-79 (12/20/13)** |
| North Dakota State | 1-0 | W, 79-70 (11/27/81) |
| North Texas | 3-0 | W, 77-51 (11/30/04) |
| Northwestern | 1-3 | L, 44-43 (11/22/11) |
| Northwestern State | 11-2 | W, 118-90 (02/19/86) |
| Notre Dame | 2-2 | L, 62-53 (11/16/08) |
| Ohio | 1-0 | W, 85-57 (12/18/02) |
| Ohio State | 4-3 | L, 77-68 (11/27/11) |
| Oklahoma State | 4-0 | W, 67-52 (03/29/08 • NCAAT) |
| Old Dominion | 0-2 | L, 61-49 (03/22/97) |
| **Ole Miss** | **30-21** | **W, 66-56 (01/26/14)** |
| Oregon | 1-4 | L, 76-67 (11/16/03) |
| Pacific | 1-0 | W, 88-58 (12/30/88) |
| Penn State | 4-3 | W, 71-66 (03/26/13 • NCAAT) |
| Pepperdine | 0-1 | L, 83-73 (12/20/91) |
| Portland State | 1-0 | W, 93-77 (01/12/81) |
| Prairie View A&M | 4-0 | W, 70-48 (12/21/10) |
| Princeton | 1-0 | W, 97-49 (01/10/84) |
| Purdue | 2-2 | L, 70-54 (12/02/01) |
| Rice | 3-1 | W, 73-51 (11/29/03) |
| Richmond | 2-0 | W, 76-53 (12/18/03) |
| **Rutgers** | **2-5** | **W, 69-65 (11/29/13)** |
| Saint Joseph's | 1-0 | W, 80-64 (11/10/13) |
| Saint Mary's | 2-0 | W, 68-65 (11/27/99) |
| **Sam Houston State** | **3-0** | **W, 74-38 (12/15/03)** |
| Samford | 1-0 | W, 86-38 (11/09/07) |
| San Diego State | 1-0 | W, 64-56 (03/18/12 • NCAAT) |
| San Francisco | 1-0 | W, 94-54 (12/07/84) |
| **Santa Clara** | **1-0** | **W, 84-78 (03/15/02 • NCAAT)** |
| Savannah State | 1-0 | W, 89-63 (12/15/77) |
| Seton Hall | 1-0 | W, 58-40 (11/20/10) |
| SMU | 6-2 | W, 83-62 (11/28/00) |
| South Alabama | 2-0 | W, 78-64 (01/23/89) |
| **South Carolina** | **22-6** | **L, 73-57 (02/16/14)** |
| **Southeastern Louisiana** | **29-7** | **W, 72-27 (12/22/09)** |
| Southern | 20-4 | W, 107-39 (11/22/05) |
| Southern Illinois | 0-1 | L, 70-56 (03/15/87 • NCAAT) |
| Southern Miss | 10-6 | W, 80-35 (11/21/04) |
| St. Bonaventure | 1-1 | W, 80-43 (11/26/99) |
| St. John's | 2-0 | W, 100-69 (11/17/98) |
| Stanford | 2-0 | W, 62-59 (03/27/06 • NCAAT) |
| Stephen F. Austin | 8-8 | W, 86-58 (11/08/13) |
| Stetson | 1-0 | W, 70-36 (03/20/05 • NCAAT) |
| TCU | 5-0 | W, 73-54 (11/11/07) |
| Temple | 2-0 | W, 65-51 (11/23/04) |
| **Tennessee** | **13-45** | **L, 77-65 (03/07/14 • SECT)** |
| Tennessee-Chattanooga | 2-0 | W, 93-61 (12/18/84) |
| Tennessee-Martin | 1-0 | W, 95-47 (11/24/01) |
| Tennessee Tech | 1-0 | W, 86-63 (12/20/84) |
| Texas | 4-4 | W, 71-55 (03/27/04 • NCAAT) |
| Texas-Arlington | 1-0 | W, 93-55 (02/10/78) |
| Texas-Pan American | 2-0 | W, 87-35 (02/08/99) |
| Texas-San Antonio | 1-0 | W, 74-41 (12/16/10) |
| **Texas A&M** | **8-7** | **L, 72-67 (02/09/14)** |
| Texas A&M-Corpus Christi | 1-0 | W, 74-45 (11/26/05) |
| Texas Southern | 3-0 | W, 77-47 (12/14/10) |
| Texas State | 4-1 | W, 78-38 (12/30/04) |
| Texas Tech | 8-1 | W, 76-68 (11/13/05) |
| **Tulane** | **29-6** | **W, 63-35 (01/05/14)** |
| Tulsa | 1-0 | W, 61-37 (11/24/06) |
| **UC Santa Barbara** | **3-0** | **W, 72-52 (12/21/04)** |
| UCF | 2-0 | W, 81-63 (01/24/94) |
| UCLA | 4-2 | W, 58-41 (12/13/11) |
| UNC Asheville | 2-0 | W, 77-39 (03/17/07 • NCAAT) |
| **UNC Greensboro** | **0-0** | **First Meeting** |
| UNLV | 5-4 | L, 71-49 (12/13/92) |
| USF | 2-0 | W, 60-48 (01/03/07) |
| **UTEP** | **0-0** | **First Meeting** |
| **Vanderbilt** | **18-24** | **L, 79-70 (01/19/14)** |
| Villanova | 1-0 | W, 63-56 (11/15/03) |
| Virginia Tech | 2-1 | W, 70-40 (11/14/06) |
| Wake Forest | 1-0 | W, 63-52 (12/22/99) |
| Washington | 1-1 | W, 72-49 (03/20/06 • NCAAT) |

| OPPONENT | SERIES RECORD | LAST GAME SCORE |
|---|---|---|
| Washington State | 2-0 | W, 87-50 (11/29/02) |
| West Virginia | 5-0 | W, 76-67 (03/25/14) |
| Western Kentucky | 1-0 | W, 65-51 (01/25/90) |
| Wichita State | 2-0 | W, 72-70 (11/11/12) |
| Xavier (Ohio) | 1-1 | W, 56-47 (12/30/09) |

**NON DIVISON I**

| OPPONENT | SERIES RECORD | LAST GAME SCORE |
|---|---|---|
| Belhaven | 2-0 | W, 67-42 (1975-76) |
| Cal State-Los Angeles | 1-0 | W, 68-64 (01/13/82) |
| Cal Poly-Pomona | 1-0 | W, 84-79 (01/07/85) |
| Centenary | 4-0 | W, 92-19 (11/15/09) |
| Concordia | 1-0 | W, 73-61 (11/25/81) |
| Delta State | 8-4 | W, 89-73 (11/29/81) |
| Immaculata | 1-0 | W, 74-68 (03/25/77) |
| Louisiana College | 8-1 | W, 84-61 (02/01/83) |
| Lynn University | 2-0 | W, 86-63 (12/18/96) |
| Mississippi College | 4-3 | W, 111-61 (12/03/83) |
| Miss. Univ. for Women | 2-0 | W, 63-61 (11/14/79) |
| Montclair State | 1-0 | W, 85-80 (12/05/77) |
| Oklahoma City | 1-0 | W, 106-64 (01/11/85) |
| Valdosta State | 2-1 | W, 85-75 (11/15/79) |
| Wayland Baptist | 2-3 | L, 76-62 (12/19/80) |
| West Texas State | 1-0 | W, 109-48 (11/25/76) |
| Western Washington | 1-0 | W, 91-53 (03/23/77) |
| Whitworth | 0-1 | L. 64-58 (1975-76) |

**Bold indicates 2013-14 opponent**

# Year-by-Year Statistics

### 2013-14 • Record 21-13 (7-9 SEC) • NCAA Tournament • Sweet 16

| | GM | MIN | FG-FGA | PCT. | FT-FTA | PCT. | REB-AVG. | PF | A | TO | BLK | STL | PTS-AVG |
|---|---|---|---|---|---|---|---|---|---|---|---|---|---|
| LSU | 34 | 6800 | 860-2057 | .418 | 523-723 | .723 | 1361-40.0 | 687 | 426 | 580 | 138 | 281 | 2379-70.0 |
| Opponents | 34 | 6800 | 755-1946 | .388 | 498-718 | .694 | 1246-36.6 | 697 | 412 | 621 | 104 | 294 | 2212-65.1 |

### 2012-13 • Record 22-12 (10-6 SEC) • NCAA Tournament • Sweet 16

| | GM | MIN | FG-FGA | PCT. | FT-FTA | PCT. | REB-AVG. | PF | A | TO | BLK | STL | PTS-AVG |
|---|---|---|---|---|---|---|---|---|---|---|---|---|---|
| LSU | 34 | 6852 | 864-2011 | .430 | 507-714 | .710 | 1319-38.8 | 563 | 469 | 574 | 170 | 301 | 2346-69.0 |
| Opponents | 34 | 6852 | 797-2054 | .388 | 393-592 | .664 | 1281-37.7 | 661 | 479 | 600 | 99 | 325 | 2169-63.8 |

### 2011-12 • Record 23-11 (10-6 SEC) • NCAA Tournament • 2nd Round

| | GM | MIN | FG-FGA | PCT. | FT-FTA | PCT. | REB-AVG. | PF | A | TO | BLK | STL | PTS-AVG |
|---|---|---|---|---|---|---|---|---|---|---|---|---|---|
| LSU | 34 | 6851 | 758-1755 | .432 | 488-684 | .713 | 1332-39.2 | 545 | 457 | 657 | 146 | 282 | 2115-62.2 |
| Opponents | 34 | 6851 | 658-1901 | .346 | 344-550 | .625 | 1125-33.1 | 649 | 335 | 578 | 75 | 320 | 1841-54.1 |

### 2010-11 • Record 19-13 (8-8 SEC)

| | GM | MIN | FG-FGA | PCT. | FT-FTA | PCT. | REB-AVG. | PF | A | TO | BLK | STL | PTS-AVG |
|---|---|---|---|---|---|---|---|---|---|---|---|---|---|
| LSU | 32 | 6424 | 714-1795 | .398 | 381-594 | .641 | 1273-39.8 | 474 | 436 | 470 | 125 | 196 | 1981-61.9 |
| Opponents | 32 | 6425 | 612-1769 | .346 | 335-478 | .701 | 1133-35.4 | 546 | 275 | 492 | 85 | 188 | 1692-52.9 |

### 2009-10 • Record 21-10 (9-7 SEC) • NCAA Tournament • 2nd Round

| | GM | MIN | FG-FGA | PCT. | FT-FTA | PCT. | REB-AVG. | PF | A | TO | BLK | STL | PTS-AVG |
|---|---|---|---|---|---|---|---|---|---|---|---|---|---|
| LSU | 31 | 6350 | 768-1851 | .415 | 467-644 | .725 | 1221-39.4 | 446 | 446 | 395 | 122 | 283 | 2124-68.5 |
| Opponents | 31 | 6350 | 614-1644 | .373 | 266-411 | .647 | 1071-34.5 | 566 | 276 | 607 | 97 | 165 | 1611-52.0 |

### 2008-09 • Record 19-11 (10-4 SEC) • NCAA Tournament • 2nd Round

| | GM | MIN | FG-FGA | PCT. | FT-FTA | PCT. | REB-AVG. | PF | A | TO | BLK | STL | PTS-AVG |
|---|---|---|---|---|---|---|---|---|---|---|---|---|---|
| LSU | 30 | 6000 | 695-1655 | .420 | 344-520 | .662 | 1099-36.6 | 462 | 398 | 419 | 136 | 251 | 1794-59.8 |
| Opponents | 30 | 6000 | 581-1615 | .360 | 319-481 | .663 | 1070-35.7 | 499 | 276 | 498 | 78 | 180 | 1605-53.5 |

### 2007-08 • Record 31-6 (14-0 SEC) • SEC Champions • NCAA Tournament • Final Four

| | GM | MIN | FG-FGA | PCT. | FT-FTA | PCT. | REB-AVG. | PF | A | TO | BLK | STL | PTS-AVG |
|---|---|---|---|---|---|---|---|---|---|---|---|---|---|
| LSU | 37 | 7400 | 982-2175 | .451 | 423-646 | .655 | 1396-37.7 | N/A | 494 | 474 | 174 | 412 | 2561-69.2 |
| Opponents | 37 | 7400 | 694-2037 | .341 | 328-477 | .688 | 1335-36.1 | N/A | 358 | 700 | 69 | 215 | 1849-50.0 |

### 2006-07 • Record 30-8 (10-4 SEC) • NCAA Tournament • Final Four

| | GM | MIN | FG-FGA | PCT. | FT-FTA | PCT. | REB-AVG. | PF | A | TO | BLK | STL | PTS-AVG |
|---|---|---|---|---|---|---|---|---|---|---|---|---|---|
| LSU | 38 | 7602 | 972-2263 | .430 | 425-641 | .663 | 1521-40.0 | 521 | 585 | 510 | 209 | 385 | 2502-65.9 |
| Opponents | 38 | 7599 | 683-2082 | .328 | 336-490 | .686 | 1311-34.5 | 615 | 397 | 686 | 95 | 242 | 1863-49.0 |

### 2005-06 • Record 31-4 (13-1 SEC) • SEC Champions • NCAA Tournament • Final Four

| | GM | MIN | FG-FGA | PCT. | FT-FTA | PCT. | REB-AVG. | PF | A | TO | BLK | STL | PTS-AVG |
|---|---|---|---|---|---|---|---|---|---|---|---|---|---|
| LSU | 35 | 7025 | 1020-2090 | .488 | 474-691 | .686 | 1397-39.9 | 429 | 574 | 477 | 158 | 379 | 2595-74.1 |
| Opponents | 35 | 7027 | 722-2021 | .357 | 244-368 | .663 | 1131-32.3 | 614 | 365 | 648 | 88 | 230 | 1866-53.3 |

### 2004-05 • Record 33-3 (14-0 SEC) • SEC Champions • NCAA Tournament • Final Four

| | GM | MIN | FG-FGA | PCT. | FT-FTA | PCT. | REB-AVG. | PF | A | TO | BLK | STL | PTS-AVG |
|---|---|---|---|---|---|---|---|---|---|---|---|---|---|
| LSU | 36 | 7225 | 1027-2186 | .470 | 423-632 | .669 | 1427-39.6 | 504 | 613 | 496 | 220 | 401 | 2588-71.9 |
| Opponents | 36 | 7225 | 693-2028 | .342 | 354-502 | .705 | 1234-34.3 | 579 | 362 | 684 | 109 | 218 | 1886-52.4 |

### 2003-04 • Record 27-8 (10-4 SEC) • NCAA Tournament • Final Four

| | GM | MIN | FG-FGA | PCT. | FT-FTA | PCT. | REB-AVG. | PF | A | TO | BLK | STL | PTS-AVG |
|---|---|---|---|---|---|---|---|---|---|---|---|---|---|
| LSU | 35 | 7000 | 996-2146 | .464 | 467-640 | .730 | 1310-37.4 | 546 | 596 | 443 | 132 | 332 | 2563-73.2 |
| Opponents | 35 | 7000 | 790-2031 | .369 | 428-610 | .702 | 1247-35.6 | 565 | 419 | 603 | 120 | 216 | 2177-62.2 |

### 2002-03 • Record 30-4 (11-3 SEC) • NCAA Tournament • Elite 8

| | GM | MIN | FG-FGA | PCT. | FT-FTA | PCT. | REB-AVG. | PF | A | TO | BLK | STL | PTS-AVG |
|---|---|---|---|---|---|---|---|---|---|---|---|---|---|
| LSU | 34 | 6900 | 1015-2069 | .491 | 436-611 | .758 | 1238-36.4 | 442 | 635 | 462 | 176 | 349 | 2593-76.3 |
| Opponents | 34 | 6900 | 792-2036 | .389 | 310-432 | .718 | 1208-35.5 | 573 | 402 | 643 | 59 | 206 | 2003-58.9 |

### 2001-02 • Record 18-12 (8-6 SEC) • NCAA Tournament • 2nd Round

| | GM | MIN | FG-FGA | PCT. | FT-FTA | PCT. | REB-AVG. | PF | A | TO | BLK | STL | PTS-AVG |
|---|---|---|---|---|---|---|---|---|---|---|---|---|---|
| LSU | 30 | 6050 | 817-1772 | .461 | 450-619 | .727 | 1081-36.0 | 402 | 495 | 405 | 98 | 250 | 2187-72.9 |
| Opponents | 30 | 6050 | 760-1835 | .414 | 281-422 | .666 | 1117-37.2 | 515 | 430 | 492 | 97 | 198 | 1937-64.6 |

### 2000-01 • Record 20-11 (8-6 SEC) • NCAA Tournament • 2nd Round

| | GM | MIN | FG-FGA | PCT. | FT-FTA | PCT. | REB-AVG. | PF | A | TO | BLK | STL | PTS-AVG |
|---|---|---|---|---|---|---|---|---|---|---|---|---|---|
| LSU | 31 | 6200 | 833-1780 | .468 | 453-644 | .703 | 1056-34.1 | 456 | 510 | 449 | 85 | 302 | 2210-71.3 |
| Opponents | 31 | 6175 | 716-1786 | .401 | 330-480 | .688 | 1143-36.9 | 566 | 418 | 570 | 70 | 230 | 1904-61.4 |

### 1999-2000 • Record 25-7 (11-3 SEC) • NCAA Tournament • Elite 8

| | GM | MIN | FG-FGA | PCT. | FT-FTA | PCT. | REB-AVG. | PF | A | TO | BLK | STL | PTS-AVG |
|---|---|---|---|---|---|---|---|---|---|---|---|---|---|
| LSU | 32 | 6426 | 912-1842 | .495 | 321-521 | .616 | 1114-34.8 | 470 | 642 | 488 | 105 | 344 | 2218-69.3 |
| Opponents | 32 | 6425 | 687-1792 | .333 | 310-480 | .646 | 1131-35.3 | 512 | 442 | 638 | 34 | 251 | 1839-57.5 |

### 1998-99 • Record 22-8 (10-4 SEC) • NCAA Tournament • Sweet 16

| | GM | MIN | FG-FGA | PCT. | FT-FTA | PCT. | REB-AVG. | PF | A | TO | BLK | STL | PTS-AVG |
|---|---|---|---|---|---|---|---|---|---|---|---|---|---|
| LSU | 30 | 6025 | 856-1792 | 47.8 | 416-617 | 67.4 | 1111-37.0 | 535 | 552 | 504 | 100 | 307 | 2230-74.3 |
| Opponents | 30 | 6025 | 675-1694 | 39.8 | 393-603 | 65.3 | 1069-35.6 | 568 | 373 | 634 | 61 | 236 | 1841-61.4 |

### 1997-98 • Record 19-13 (7-7 SEC) • WNIT • Final Four

| | GM | MIN | FG-FGA | PCT. | FT-FTA | PCT. | REB-AVG. | PF | A | TO | BLK | STL | PTS-AVG |
|---|---|---|---|---|---|---|---|---|---|---|---|---|---|
| LSU | 32 | N/A | 794-1896 | 41.9 | 488-709 | 68.8 | 1267-39.6 | 653 | 459 | 617 | 119 | 313 | 2185-68.3 |
| Opponents | 32 | N/A | 714-1838 | 38.8 | 541-793 | 68.2 | 1213-37.9 | 620 | 396 | 632 | 97 | 323 | 2083-65.1 |

### 1996-97 • Record 25-5 (9-3 SEC) • NCAA Tournament • Sweet 16

| | GM | MIN | FG-FGA | PCT. | FT-FTA | PCT. | REB-AVG. | PF | A | TO | BLK | STL | PTS-AVG |
|---|---|---|---|---|---|---|---|---|---|---|---|---|---|
| LSU | 30 | N/A | 846-1859 | 45.5 | 515-747 | 68.9 | 1211-40.4 | 585 | 493 | 544 | 116 | 345 | 2314-77.1 |
| Opponents | 30 | N/A | 688-1806 | 38.1 | 448-672 | 66.7 | 1189-39.6 | 614 | 371 | 669 | 62 | 272 | 1963-65.4 |

**1995-96 • Record 21-11 (4-7 SEC) • NWIT**

| | GM | MIN | FG-FGA | PCT. | FT-FTA | PCT. | REB-AVG. | PF | A | TO | BLK | STL | PTS-AVG |
|---|---|---|---|---|---|---|---|---|---|---|---|---|---|
| LSU | 32 | N/A | 912-2040 | 44.7 | 513-779 | 65.9 | 1383-43.2 | 646 | 492 | 596 | 75 | 367 | 2456-76.8 |
| Opponents | 32 | N/A | 749-1893 | 39.6 | 532-812 | 65.5 | 1199-37.5 | 649 | 390 | 665 | 61 | 330 | 2158-67.4 |

**1994-95 • Record 7-20 (1-10 SEC)**

| | GM | MIN | FG-FGA | PCT. | FT-FTA | PCT. | REB-AVG. | PF | A | TO | BLK | STL | PTS-AVG |
|---|---|---|---|---|---|---|---|---|---|---|---|---|---|
| LSU | 27 | N/A | 672-1769 | 38.0 | 358-557 | 64.3 | 1224-45.3 | 580 | 383 | 567 | 43 | 254 | 1846-68.4 |
| Opponents | 27 | N/A | 723-1734 | 41.7 | 455-695 | 65.5 | 1180-43.7 | 525 | 439 | 498 | 77 | 290 | 2006-74.3 |

**1993-94 • Record 11-16 (2-9 SEC)**

| | GM | MIN | FG-FGA | PCT. | FT-FTA | PCT. | REB-AVG. | PF | A | TO | BLK | STL | PTS-AVG |
|---|---|---|---|---|---|---|---|---|---|---|---|---|---|
| LSU | 27 | N/A | 743-1706 | 43.6 | 405-637 | 63.6 | 1140-42.2 | 557 | 420 | 589 | 49 | 310 | 1990-73.7 |
| Opponents | 27 | N/A | 721-1787 | 40.3 | 428-638 | 67.1 | 1172-43.4 | 575 | 389 | 586 | 68 | 302 | 1970-73.0 |

**1992-93 • Record 9-18 (0-11 SEC)**

| | GM | MIN | FG-FGA | PCT. | FT-FTA | PCT. | REB-AVG. | PF | A | TO | BLK | STL | PTS-AVG |
|---|---|---|---|---|---|---|---|---|---|---|---|---|---|
| LSU | 27 | N/A | 700-1700 | .412 | 361-533 | .677 | 1050-38.9 | 497 | 370 | 573 | 65 | 270 | 1851-68.6 |
| Opponents | 27 | N/A | 766-1692 | .453 | 374-566 | .661 | 1117-41.4 | 495 | 425 | 561 | 85 | 293 | 1995-73.9 |

**1991-92 • Record 16-13 (4-7 SEC)**

| | GM | MIN | FG-FGA | PCT. | FT-FTA | PCT. | REB-AVG. | PF | A | TO | BLK | STL | PTS-AVG |
|---|---|---|---|---|---|---|---|---|---|---|---|---|---|
| LSU | 29 | N/A | 792-1767 | .448 | 396-567 | .698 | 1162-40.1 | 545 | 423 | 561 | 63 | 241 | 2114-72.9 |
| Opponents | 29 | N/A | 746-1824 | .409 | 365-574 | .636 | 1152-39.7 | 567 | 402 | 568 | 51 | 289 | 1945-67.1 |

**1990-91 • Record 24-7 (5-4 SEC) • NCAA Tournament • 2nd Round**

| | GM | MIN | FG-FGA | PCT. | FT-FTA | PCT. | REB-AVG. | PF | A | TO | BLK | STL | PTS-AVG |
|---|---|---|---|---|---|---|---|---|---|---|---|---|---|
| LSU | 31 | N/A | 938-1959 | .479 | 534-744 | .718 | 1328-42.8 | 567 | 483 | 571 | 71 | 272 | 2497-80.6 |
| Opponents | 31 | N/A | 835-2094 | .399 | 401-607 | .661 | 1217-39.3 | 633 | 432 | 556 | 46 | 297 | 2173-70.1 |

**1989-90 • Record 21-9 (4-5 SEC) • NCAA Tournament • 1st Round**

| | GM | MIN | FG-FGA | PCT. | FT-FTA | PCT. | REB-AVG. | PF | A | TO | BLK | STL | PTS-AVG |
|---|---|---|---|---|---|---|---|---|---|---|---|---|---|
| LSU | 30 | N/A | 841-1863 | .451 | 426-622 | .685 | 1213-40.4 | 596 | 459 | 595 | 80 | 312 | 2177-72.6 |
| Opponents | 30 | N/A | 736-1821 | .404 | 454-672 | .676 | 1162-38.7 | 572 | 382 | 611 | 33 | 302 | 1983-66.1 |

**1988-89 • Record 19-11 (5-4 SEC) • NCAA Tournament • Sweet 16**

| | GM | MIN | FG-FGA | PCT. | FT-FTA | PCT. | REB-AVG. | PF | A | TO | BLK | STL | PTS-AVG |
|---|---|---|---|---|---|---|---|---|---|---|---|---|---|
| LSU | 30 | N/A | 854-1889 | .452 | 408-630 | .648 | 1192-39.7 | 636 | 436 | 552 | 129 | 302 | 2172-72.4 |
| Opponents | 30 | N/A | 749-1848 | .405 | 482-751 | .642 | 1261-42.0 | 552 | 414 | 619 | 76 | 259 | 2027-67.6 |

**1987-88 • Record 18-11 (6-3 SEC) • NCAA Tournament • 1st Round**

| | GM | MIN | FG-FGA | PCT. | FT-FTA | PCT. | REB-AVG. | PF | A | TO | BLK | STL | PTS-AVG |
|---|---|---|---|---|---|---|---|---|---|---|---|---|---|
| LSU | 29 | 5825 | 843-1861 | .453 | 422-605 | .698 | 1263-43.5 | 617 | 491 | 581 | 104 | 293 | 2137-73.7 |
| Opponents | 29 | 5825 | 718-1829 | .393 | 466-729 | .639 | 1179-40.6 | 540 | 392 | 537 | 56 | 288 | 1968-67.9 |

**1986-87 • Record 20-8 (6-3 SEC) • NCAA Tournament • 1st Round**

| | GM | MIN | FG-FGA | PCT. | FT-FTA | PCT. | REB-AVG. | PF | A | TO | BLK | STL | PTS-AVG |
|---|---|---|---|---|---|---|---|---|---|---|---|---|---|
| LSU | 28 | 5650 | 874-1755 | .498 | 416-626 | .665 | 1225-44.0 | 502 | 381 | 544 | 74 | 254 | 2164-78.1 |
| Opponents | 28 | 5650 | 737-1757 | .419 | 343-538 | .638 | 933-33.1 | 574 | 276 | 458 | 79 | 245 | 1817-64.9 |

**1985-86 • Record 27-6 (6-3 SEC) • NCAA Tournament • Elite 8**

| | GM | MIN | FG-FGA | PCT. | FT-FTA | PCT. | REB-AVG. | PF | A | TO | BLK | STL | PTS-AVG |
|---|---|---|---|---|---|---|---|---|---|---|---|---|---|
| LSU | 33 | 6600 | 985-2053 | .480 | 436-636 | .685 | 1351-40.9 | 594 | 455 | 657 | 122 | 294 | 2406-72.9 |
| Opponents | 33 | 6600 | 832-2020 | .412 | 361-591 | .611 | 1194-36.2 | 610 | 359 | 664 | 70 | 248 | 2025-61.4 |

**1984-85 • Record 20-9 (4-5 SEC) • NWIT Champions**

| | GM | MIN | FG-FGA | PCT. | FT-FTA | PCT. | REB-AVG. | PF | A | TO | BLK | STL | PTS-AVG |
|---|---|---|---|---|---|---|---|---|---|---|---|---|---|
| LSU | 29 | N/A | 941-1951 | .482 | 470-697 | .674 | 1253-43.2 | N/A | 395 | 555 | 108 | 258 | 2352-81.1 |
| Opponents | 29 | N/A | 800-1822 | .439 | 390-591 | .660 | 1060-36.6 | N/A | 296 | 628 | 73 | 200 | 1990-86.6 |

**1983-84 • Record 23-7 (5-3 SEC) • NCAA Tournament • Sweet 16**

| | GM | MIN | FG-FGA | PCT. | FT-FTA | PCT. | REB-AVG. | PF | A | TO | BLK | STL | PTS-AVG |
|---|---|---|---|---|---|---|---|---|---|---|---|---|---|
| LSU | 30 | N/A | 1044-2081 | .502 | 500-709 | .705 | 1190-39.7 | 528 | 427 | N/A | 78 | 299 | 2588-86.3 |
| Opponents | 30 | N/A | 912-1963 | .465 | 356-510 | .698 | 1132-37.7 | 614 | 458 | N/A | 79 | 226 | 2180-72.7 |

**1982-83 • Record 20-7 (6-2 SEC)**

| | GM | MIN | FG-FGA | PCT. | FT-FTA | PCT. | REB-AVG. | PF | A | TO | BLK | STL | PTS-AVG |
|---|---|---|---|---|---|---|---|---|---|---|---|---|---|
| LSU | 27 | N/A | 927-1926 | .481 | 379-631 | .601 | 1159-42.9 | 509 | 436 | N/A | 157 | 276 | 2233-82.7 |
| Opponents | 27 | N/A | 765-1822 | .420 | 337-515 | .654 | 1142-42.3 | 551 | 425 | N/A | 82 | 208 | 1867-69.1 |

**1981-82 • Record 18-13**

| | GM | MIN | FG-FGA | PCT. | FT-FTA | PCT. | REB-AVG. | PF | A | TO | BLK | STL | PTS-AVG |
|---|---|---|---|---|---|---|---|---|---|---|---|---|---|
| LSU | 31 | N/A | 979-1963 | .499 | 345-534 | .646 | 1240-40.0 | 574 | 486 | N/A | 142 | 238 | 2302-74.3 |
| Opponents | 31 | N/A | 866-2091 | .414 | 400-603 | .663 | 1146-37.0 | 533 | 484 | N/A | 79 | 243 | 2132-68.8 |

**1980-81 • Record 17-15**

| | GM | MIN | FG-FGA | PCT. | FT-FTA | PCT. | REB-AVG. | PF | A | TO | BLK | STL | PTS-AVG |
|---|---|---|---|---|---|---|---|---|---|---|---|---|---|
| LSU | 32 | N/A | 1081-2162 | .500 | 347-586 | .593 | 1348-42.1 | 726 | 541 | 649 | 140 | 351 | 2511-78.5 |
| Opponents | 32 | N/A | 922-2064 | .447 | 567-843 | .672 | 1275-39.8 | 580 | 463 | 566 | 84 | 318 | 2400-75.0 |

**1979-80 • Record 17-17**

| | GM | MIN | FG-FGA | PCT. | FT-FTA | PCT. | REB-AVG. | PF | A | TO | BLK | STL | PTS-AVG |
|---|---|---|---|---|---|---|---|---|---|---|---|---|---|
| LSU | 34 | N/A | 1000-2059 | .486 | 532-713 | .688 | 1419-41.7 | 640 | 567 | N/A | N/A | N/A | 2532-74.5 |
| Opponents | 34 | N/A | 1100-2507 | .436 | 425-637 | .677 | 1335-39.9 | 632 | 586 | N/A | N/A | N/A | 2542-74.8 |

# Hall of Famer Sue Gunter

# Sue Gunter

## 40 Seasons • 708 Wins • Basketball Hall of Famer

The late Sue Gunter, a 2005 inductee into the Naismith Basketball Hall of Fame, will always be remembered as not only one of the greatest coaches in women's basketball history, but also as a pioneer in the game. Gunter passed away on Aug. 4, 2005.

Gunter, who became the third women's coach in history to reach 700 career victories with a win over Arkansas on Feb. 12, 2004, was with women's basketball on the collegiate level every step of the way and saw the sport evolve from a novelty back in the early 1960s to present day, where the Final Four is sold out years in advance and games are shown nightly on national television.

Gunter, who was inducted into the Women's Basketball Hall of Fame in June 2000, completed her career among the leaders in several NCAA coaching categories: seasons coached (No. 1 - 40); games coached (No. 3 - 1,016); wins (No. 3 - 708); and 20-win seasons (No. 4 - 22).

Gunter's influence was a catalyst behind the growth of the game and things were no different in Baton Rouge as the Lady Tigers continue to play before school-record crowds and media attention is at an all-time high. In Gunter's 22-year tenure at LSU, her list of accomplishments are long and impressive -- 14 NCAA Tournament appearances, one trip to the Final Four, four NCAA Elite Eight appearances, eight NCAA Sweet 16 appearances, two SEC Tournament titles, a Women's NIT title, and a handful of Coach of the Year awards.

Gunter added one final accolade to her historic career when she was inducted into the LSU Athletic Hall of Fame on April 24, 2010.

## Sue Gunter – The Coach

Sue Gunter brought the LSU women's basketball program back to national prominence. After a three-year hiatus in the mid-1990's that saw the Lady Tigers suffer through the school's first-ever losing seasons, LSU returned to the post-season, and in Gunter's final year as head coach in 2003-04, advanced to the program's first NCAA Final Four.

To realize just how far the Lady Tigers have come, one has to go back to the 1994-95 season, the worst year in school history as LSU posted a 7-20 overall mark. Strangely enough, it was the 1994-95 season that proved to be the turning point for the Lady Tigers as Gunter turned up her recruiting magic and promptly signed the best class in school history. That class, which included future All-SEC selections in Elaine Powell, Pietra Gay and Toni Gross, won 46 games over two years and resurrected the LSU women's basketball program. The Lady Tigers won an average of 22.5 games per season under Gunter since the 1994-95 campaign, including a then-school record 30 wins in 2002-03.

Her final season was undoubtedly one of Gunter's finest on the court, despite not being on the bench for over half the season due to illness. The Lady Tigers won 27 games, finished second in the SEC with a 10-4 mark, received a No. 4 seed in the NCAA Tournament's West Region and advanced past Austin Peay, Maryland, No. 1 seed Texas and Georgia to reach the program's first Final Four right down the road in New Orleans. Gunter coached in her 1,000 game on Jan. 25, 2004 and recorded her 700th career victory later in the season against Arkansas. Sophomore Seimone Augustus earned Kodak All-American honors and was the Louisiana Player of the Year.

Gunter completed her career as the third winningest women's basketball coach in history with an overall record of 708-308, which included coaching stints at Middle Tennessee, Stephen F. Austin and LSU. Gunter's LSU record was 442-221, which makes her the winningest coach in school history.

Under the direction of Gunter, the Lady Tigers played in 14 NCAA Tournaments, one National Women's Invitational Tournament and two WNIT events. Gunter led LSU to one Final Four in 2004, and to the Elite Eight in 1986, 2000 and 2003, while leading the Lady Tigers to a championship at the National Women's Invitational Tournament in 1985. In addition, Gunter directed LSU to 14 20-plus-win seasons, including one 30-win season.



## The Gunter File

Years at LSU: 22
Overall Record: 708-308 (40 years)
LSU Record: 442-221 (22 years)
Hometown: Walnut Grove, Miss.
Born: May 22, 1939
Alma Mater (Year): Peabody College (1962); Master's - Peabody College (1962)

**COACH GUNTER'S CAREER HONORS**

2010 LSU Athletic Hall of Fame
2005 Naismith Basketball Hall of Fame Inductee
2005 Louisiana Sports Hall of Fame Inductee
2003 WBCA Regional Coach of the Year
2003 Mississippi Sports Hall of Fame Inductee
2000 Women's Basketball Hall of Fame Inductee
1999 WBCA District III Coach of the Year
1997, 1999 SEC Coach of the Year
1994 Carol Eckman Award Winner
1983, 1999, 2002, 2003 Louisiana Coach of the Year
1983 Basketball News National Coach of the Year
1983 Converse Region IV Coach of the Year
1980 United States Olympic Team Head Coach

**PLAYING CAREER:**

Played guard for Nashville Business College (AAU) from 1958-62, earning All-America honors in 1960; Member of U.S. National Team, which competed against the Soviet Union from 1960-62.

**COLLEGIATE COACHING EXPERIENCE:**

Head coach Middle Tennessee State 1963-64; Head coach Stephen F. Austin 1965-80; Head coach LSU 1983-2004.

**INTERNATIONAL COACHING EXPERIENCE:**

Head Coach 1976 U.S. National Team; Assistant Coach 1976 U.S. Olympic Team (silver medal); Head Coach 1978 U.S. National Team; Head Coach 1980 U.S. National Team; Head Coach 1980 U.S Olympic Team.

**COACHING ACHEIVEMENTS:**

Silver medal in 1976 Olympics; Won Olympic Qualifying Tournament in 1980; Converse Region IV Coach of the Year in 1983; Basketball News National Coach of the Year in 1983; Louisiana Coach of the Year in 1983; Women's NIT Champions in 1985, SEC Tournament Champions in 1991; Recipient of Carol Eckman Award in 1994; SEC Coach of the Year in 1997 and 1999; Louisiana Coach of the Year in 1997; WBCA District III Coach of the Year in 1999; Inducted into the Women's Basketball Hall of Fame in 2000; Two-time Louisiana Coach of the Year (2002 and 2003); WBCA Regional Coach of the Year in 2003; Third winningest head coach in NCAA history with 708 career victories; Inducted into the Naismith Basketball Hall of Fame in 2005.

# What They Said About Coach Gunter

"Sue Gunter was a wonderful friend, an exceptional person and an incredibly talented basketball coach. Sue was definitely one of the pioneers of women's collegiate basketball. She was one of my mentors. I learned so much from Sue about the X's and O's of the game of basketball. But more importantly, she taught me about the delicate balance of coaching and teaching the game and the value of great player-coach relationships. She made playing basketball fun due to her ability to connect with her players. Personally, I am going to miss her tremendously and I know the game is going to miss her."
**- Pat Summitt, Tennessee head coach**

"I loved her. There was always a lot of respect, not just as a coach, but in life. She was an unbelievable friend and sister. I will always cherish what we had. And she was a hell of a coach."
**- Ann Meyers**

"When I got the call from my agent and he told me that LSU was interested in me, the first thing I thought about was Sue Gunter. She came to mind right off the bat. Having played in the SEC and having played against those old Sue Gunter teams back in the 90s, I was just moved because she has meant so much to a lot of us, our career, and our choices to go into college coaching because of what she has done for women's basketball."
**- Nikki Caldwell, LSU head coach from her introductory press conference on April 4, 2011**

"A person you absoloutely loved. There was not a person I respected more than Sue Gunter. Not only did we lose a great coach, but we lost an even better person."
**- Van Chancellor, former LSU head coach and Hall of Famer**

"When you look at Sue's record and all the accomplishments throughout her career, it's easy to say that we have lost a great coach. But, in reality we have lost a better person."
**- Jim Foster, Ohio State head coach**

"A lot of the things you see today in the game of women's basketball are due to a large price earlier paid by people such as Sue Gunter. I had the utmost respect for her as a person and as a coach. She will really be missed in our game. Her achievements and legacy will far exceed her wins and losses, even though they were very impressive in her case."
**- Marsha Sharp, former Texas Tech head coach**

"Personally I felt like I lost my best friend. Basketball lost one of its heroes. She is legendary. The things that she has done and the way she did them are just remarkable."
**- Andy Landers, Georgia head coach**

"Just sadness … that was my first thought. At the same time it made me relive the times I spent with Sue Gunter on the recruiting trail. Those were good times. The coaching profession has lost a great one today. No question she is one of the pioneers. She's a legend in the women's game."
**- Kim Mulkey, Baylor head coach**

"I am very saddened today. Sue's passing is a great loss for our sport and a personal loss of a close friend. My thoughts are with Sue's family and those at LSU at this sad time."
**- Jody Conradt, former Texas head coach**

"To me, the first thing that comes to mind is character. That's what she instilled in us. It was not just always about basketball. It was about us being individual women in the world today. Basketball was definitely a luxury, so I was honored to have the opportunity to play for her, get to know her, and spend as much time as possible with her."
**- Temeka Johnson, LSU point guard (2002-05)**

"It was about two things when we stepped out on the floor - winning and playing for our coach. We loved and respected her to the highest level. Even a few years after her death and today, if something wonderful happens in my life, she is one of the first people who come to mind that I would love to talk to. A part of her continues to live in me."
**- Cornelia Gayden, LSU guard (1992-95)**

"For her to be inducted into the LSU (Athletic) Hall of Fame, it is a tremendous way to maintain her legacy and educate more people today on her accomplishments of the past. If Coach Gunter were here today, I think she would be proud of making it to the Hall of Fame but more so because she would look at it as a program honor."
**- Bob Starkey, former LSU associate head coach and Gunter assistant**

# "Dream big, work hard."

Prior to her arrival in Baton Rouge, Gunter had a very successful coaching stint at Stephen F. Austin in Nacogdoches, Texas. While at SFA, Gunter built that program into a national powerhouse as she led the LadyJacks to a 266-87 mark in 12 years as head coach. In addition, she led Stephen F. Austin to four top 10 national rankings, which included No. 5 final rankings in 1979 and 1980. While at Stephen F. Austin, Gunter coached four sports - women's basketball, softball, tennis and track. Her basketball teams went to five Association of Intercollegiate Athletics for Women (AIAW) playoffs, won four state titles and earned a regional crown.

After 16 seasons at SFA, she relinquished the reigns and moved into the position of Director of Women's Athletics where she served two years before returning to the coaching ranks at LSU.

Gunter began her coaching career at Middle Tennessee State where she led the Blue Raiders to undefeated seasons in both of her years there.

# Head Coach Records

**Jinks Coleman**
3 1/2 Seasons • 91-32 (.740)

**Barbara Swanner**
3 1/2 Seasons • 57-50 (.533)

**Sue Gunter**
22 Seasons • 442-221 (.667)

**Pokey Chatman**
3 Seasons • 90-14 (.865)

**Bob Starkey**
5 Games • 4-1 (.800)

**Van Chancellor**
4 Seasons • 90-40 (.692)

**Nikki Caldwell**
3 Seasons • 66-36 (.647)

## Year-by-Year Coaching Records

| YEAR | OVERALL RECORD | PCT. | SEC RECORD | SEC FINISH | POSTSEASON | COACH |
|---|---|---|---|---|---|---|
| 1975-76 | 17-14 | .548 | – | – | AIAW Regionals | Jinks Coleman |
| 1976-77 | 29-8 | .783 | – | – | AIAW National Finalist | Jinks Coleman |
| 1977-78 | 37-3 | .925 | – | – | AIAW Regionals | Jinks Coleman |
| 1978-79 | 13-12 | .520 | – | – | AIAW Regionals | Jinks Coleman/Barbara Swanner |
| 1979-80 | 17-17 | .500 | – | – | AIAW Regionals | Barbara Swanner |
| 1980-81 | 17-15 | .531 | – | – | AIAW Regionals | Barbara Swanner |
| 1981-82 | 18-13 | .580 | – | – | | Barbara Swanner |
| 1982-83 | 20-7 | .740 | 6-2 | T-1st (SEC West) | | Sue Gunter |
| 1983-84 | 23-7 | .766 | 5-3 | 2nd (SEC West) | NCAA Tournament Sweet 16 | Sue Gunter |
| 1984-85 | 20-9 | .689 | 4-4 | 3rd (SEC West) | Women's NIT Champions | Sue Gunter |
| 1985-86 | 27-6 | .818 | 6-3 | T-2nd | NCAA Tournament Elite 8 | Sue Gunter |
| 1986-87 | 20-8 | .714 | 6-3 | T-4th | NCAA Tournament 2nd Round | Sue Gunter |
| 1987-88 | 18-11 | .621 | 6-3 | 3rd | NCAA Tournament 1st Round | Sue Gunter |
| 1988-89 | 19-11 | .633 | 5-4 | T-4th | NCAA Tournament Sweet 16 | Sue Gunter |
| 1989-90 | 21-9 | .700 | 4-5 | T-6th | NCAA Tournament 1st Round | Sue Gunter |
| 1990-91 | 24-7 | .774 | 5-4 | 4th | NCAA Tournament 2nd Round | Sue Gunter |
| 1991-92 | 16-13 | .552 | 4-7 | T-7th | | Sue Gunter |
| 1992-93 | 9-18 | .333 | 0-11 | 12th | | Sue Gunter |
| 1993-94 | 11-16 | .407 | 2-9 | T-10th | | Sue Gunter |
| 1994-95 | 7-20 | .259 | 1-10 | T-10th | | Sue Gunter |
| 1995-96 | 21-11 | .656 | 4-7 | T-8th | NWIT | Sue Gunter |
| 1996-97 | 25-5 | .833 | 9-3 | T-3rd | NCAA Tournament Sweet 16 | Sue Gunter |
| 1997-98 | 19-13 | .593 | 7-7 | T-6th | WNIT Semifinalist | Sue Gunter |
| 1998-99 | 22-8 | .733 | 10-4 | 2nd | NCAA Tournament Sweet 16 | Sue Gunter |
| 1999-00 | 25-7 | .781 | 11-3 | 3rd | NCAA Tournament Elite 8 | Sue Gunter |
| 2000-01 | 20-11 | .645 | 8-6 | T-4th | NCAA Tournament 2nd Round | Sue Gunter |
| 2001-02 | 18-12 | .600 | 8-6 | T-4th | NCAA Tournament 2nd Round | Sue Gunter |
| 2002-03 | 30-4 | .882 | 11-3 | 2nd | NCAA Elite Eight | Sue Gunter |
| 2003-04 | 27-8 | .771 | 10-4 | 2nd | NCAA Final Four | Sue Gunter |
| 2004-05 | 33-3 | .917 | 14-0 | 1st | NCAA Final Four | Pokey Chatman |
| 2005-06 | 31-4 | .886 | 13-1 | 1st | NCAA Final Four | Pokey Chatman |
| 2006-07 | 30-8 | .789 | 10-4 | T-3rd | NCAA Final Four | Pokey Chatman/Bob Starkey |
| 2007-08 | 31-6 | .838 | 14-0 | 1st | NCAA Final Four | Van Chancellor |
| 2008-09 | 19-11 | .633 | 10-4 | T-2nd | NCAA Tournament 2nd Round | Van Chancellor |
| 2009-19 | 21-10 | .677 | 9-7 | T-3rd | NCAA Tournament 2nd Round | Van Chancellor |
| 2010-11 | 19-13 | .594 | 8-8 | T-5th | | Van Chancellor |
| 2011-12 | 23-11 | .676 | 10-6 | T-4th | NCAA Tournament 2nd Round | Nikki Caldwell |
| 2012-13 | 22-12 | .647 | 10-6 | 6th | NCAA Tournament Sweet 16 | Nikki Caldwell |
| 2013-14 | 21-13 | .618 | 7-9 | T-6th | NCAA Tournament Sweet 16 | Nikki Caldwell |
| **Totals** | **840-394** | **.681** | **237-157 (.602)** | | | |

## ALL-TIME ASSISTANT COACHES (17)

| ASSISTANT COACH | TENURE | HEAD COACH(ES) WORKED FOR |
|---|---|---|
| Carla Berry | 1999-2007 | Sue Gunter, Pokey Chatman |
| **Tasha Butts** | **2011-present** | **Nikki Caldwell** |
| Pokey Chatman | 1992-2004 | Sue Gunter |
| Clarence Christenson | 1979-92 | Barbara Swaner, Sue Gunter |
| Joni Crenshaw | 2010-11 | Van Chancellor |
| Angel Elderkin | 2013-14 | Nikki Caldwell |
| Tommy Goodson | 1984-98 | Sue Gunter |
| Jim Izard | 1983-84 | Sue Gunter |
| Kenya Larkin-Landers | 2008-10 | Van Chancellor |
| Paula Lee | 1994-2001 | Sue Gunter |
| Travis Mays | 2007-11 | Van Chancellor |
| **Tony Perotti** | **2011-present** | **Nikki Caldwell** |
| Maggi Romero | 1982-86 | Sue Gunter |
| Christie Sides | 2004-07 | Pokey Chatman |
| Bob Starkey | 1999-2011 | Sue Gunter, Pokey Chatman, Van Chancellor |
| Stacie Terry | 2011-13 | Nikki Caldwell |
| Yolanda Wells-Broughton | 2007-08 | Van Chancellor |

**Tasha Butts**

**Tony Perotti**

# SEC Tournament Results

## LSU • SEC Tournament History

**Appearances: 35**
**All-Time Record: 33-34**
**Best Finish: Champions • 1991, 2003**

**1980 • Knoxville, Tenn.**
First Round: Bye
Second Round: Auburn 70, LSU 64

**1981 • Baton Rouge, La.**
First Round: Bye
Second Round: Auburn 73, LSU 71 (OT)

**1982 • Lexington, Ky.**
First Round: Bye
Second Round: LSU 77, Ole Miss 73
Semifinals: Kentucky 85, LSU 71
Consolation: Georgia 77, LSU 66

**1983 • Knoxville, Tenn.**
First Round: Bye
Second Round: (E3) Georgia 79, (W2) LSU 78

**1984 • Athens, Ga.**
First Round: Bye
Second Round: (W2) LSU 91, (E3) Kentucky 81
Semifinals: (E1) Georgia 84, (W2) LSU 77

**1985 • Knoxville, Tenn.**
First Round: Bye
Second Round: (E2) Tennessee 85, (W3) LSU 78

**1986 • Athens, Ga.**
First Round: Bye
Second Round: (3) LSU 67, (6) Kentucky 66
Semifinals: (3) LSU 83, (7) Vanderbilt 60
Finals: (1) Georgia 94, (3) LSU 72

**1987 • Albany, Ga.**
First Round: Bye
Second Round: (4) Tennessee 64, (5) LSU 63

**1988 • Albany, Ga.**
First Round: Bye
Second Round: (6) Georgia 86, (3) LSU 84

**1989 • Albany, Ga.**
First Round: Bye
Second Round: (5) LSU 79, (4) Vanderbilt 73
Semifinals: (1) Auburn 75, (5) LSU 65

**1990 • Albany, Ga.**
First Round: (7) LSU 68, (10) Mississippi State 49
Second Round: (2) Auburn 91, (7) LSU 65

**1991 • Albany, Ga. • Champions**
First Round: Bye
Second Round: (4) LSU 96, (5) Kentucky 76
Semifinals: (4) LSU 83, (1) Georgia 74
Finals: (4) LSU 80, (2) Tennessee 75

**1992 • Albany, Ga.**
First Round: (10) LSU 61, (7) Mississippi State 56
Second Round: (2) Tennessee 70, (10) LSU 65

**1993 • Chattanooga, Tenn.**
First Round: (5) Alabama 106, (12) LSU 86

**1994 • Chattanooga, Tenn.**
First Round: (6) Auburn 76, (11) LSU 73

**1995 • Chattanooga, Tenn.**
First Round: (6) Florida 88, (11) LSU 80

**1996 • Chattanooga, Tenn.**
First Round: (8) LSU 85, (9) Mississippi State 63
Second Round: (8) LSU 73, (1) Georgia 71
Semifinals: (4) Alabama 86, (8) LSU 70

**1997 • Chattanooga, Tenn.**
First Round: Bye
Second Round: (5) Tennessee 100, (4) LSU 99 (OT)

**1998 • Columbus, Ga.**
First Round: (11) South Carolina 76, (6) LSU 61

**1999 • Chattanooga, Tenn.**
First Round: Bye
Second Round: (7) Kentucky 81, (2) LSU 71

**2000 • Chattanooga, Tenn.**
First Round: Bye
Second Round: (6) Vanderbilt 59, (3) LSU 46

**2001 • Memphis, Tenn.**
First Round: (5) LSU 72, (12) Kentucky 57
Second Round: (4) Vanderbilt 70, (5) LSU 58

**2002 • Nashville, Tenn.**
First Round: Bye
Second Round: (4) LSU 74, (12) Kentucky 62
Semifinals: (4) LSU 81, (1) Tennessee 80
Finals: (3) Vanderbilt 63, (4) LSU 48

**2003 • North Little Rock, Ark. • Champions**
First Round: Bye
Second Round: (2) LSU 78, (7) Arkansas 72
Semifinals: (2) LSU 78, (6) Vanderbilt 69
Finals: (2) LSU 78, (1) Tennessee 62

**2004 • Nashville, Tenn.**
First Round: Bye
Second Round: (2) LSU 79, (7) Ole Miss 66
Semifinals: (6) Vanderbilt 78, (2) LSU 66

**2005 • Greenville, S.C.**
First Round: Bye
Second Round: (1) LSU 60, (9) Alabama 59
Semifinals: (1) LSU 79, (4) Georgia 65
Finals: (2) Tennessee 67, (1) LSU 65

**2006 • North Little Rock, Ark.**
First Round: Bye
Second Round: (1) LSU 91, (8) Ole Miss 73
Semifinals: (1) LSU 79, (4) Kentucky 52
Finals: (2) Tennessee 63, (1) LSU 62

**2007 • Duluth, Ga.**
First Round: Bye
Second Round: (4) LSU 52, (5) Ole Miss 46
Semifinals: (4) LSU 63, (1) Tennessee 54
Finals: (3) Vanderbilt 51, (4) LSU 45

**2008 • Nashville, Tenn.**
First Round: Bye
Second Round: (1) LSU 80, (8) Ole Miss 36
Semifinals: (1) LSU 66, (4) Kentucky 49
Finals: (2) Tennessee 61, (1) LSU 55

**2009 • North Little Rock, Ark.**
First Round: Bye
Second Round: (3) LSU 63, (6) Mississippi State 58
Semifinals: (2) Vanderbilt 61, (3) LSU 47

**2010 • Duluth, Ga.**
First Round: Bye
Second Round: (5) Vanderbilt 63, (4) LSU 61

**2011 • Nashville, Tenn.**
First Round: (7) LSU 60, (10) Alabama 36
Second Round: (2) Kentucky 60, (7) LSU 58

**2012 • Nashville, Tenn.**
First Round: Bye
Second Round: (4) LSU 41, (5) Arkansas 40
Semifinals: (4) LSU 72, (1) Kentucky 61
Finals: (2) Tennessee 70, (4) LSU 58

**2013 • Duluth, Ga.**
First Round: Bye
Second Round: (6) LSU 65, (11) Auburn 62
Quarterfinals: (3) Georgia 71, (6) LSU 53

**2014 • Duluth, Ga.**
First Round: Bye
Second Round: (10) LSU 78, (7) Alabama 65
Quarterfinals: (2) Tennessee 77, (10) LSU 65

• Tournament expanded to 12 teams in 1992 and 14 teams in 2013.

## LSU • NCAA Tournament History

**Appearances: 23 overall**
**1984, 1986, 1987, 1988, 1989, 1990, 1991, 1997, 1999, 2000, 2001, 2002, 2003, 2004, 2005, 2006, 2007, 2008, 2009, 2010, 2012, 2013, 2014**
**All-Time Record: 43-23**
**Best Finish: Final Four • National Semifinals • 2004, 2005, 2006, 2007, 2008**

### 1984 • No. 5 seed Midwest Region
**Second Round • Baton Rouge, La.**
First Round: Bye
Second Round: (5) LSU 92, (4) Missouri 62
**Sweet 16 & Elite 8 Rounds • Ruston, La.**
Sweet 16: (1) Louisiana Tech 92, (5) LSU 67

### 1986 • No. 2 seed Mideast Region
**Second Round • Baton Rouge, La.**
First Round: Bye
Second Round: (2) LSU 78, (10) Middle Tennessee State 65
**Sweet 16 & Elite 8 Rounds • Iowa City, Iowa**
Sweet 16: (2) LSU 81, (3) Ohio State 80
Elite 8: (4) Tennessee 67, (2) LSU 65

### 1987 • No. 4 seed Midwest Region
First Round: Bye
Second Round: (5) Southern Illinois 70, (4) LSU 56

### 1988 • No. 9 seed West Region
**First Round • Nacogdoches, Texas**
(8) Stephen F. Austin 84, (9) LSU 62

### 1989 • No. 4 seed Midwest Region
**Second Round • West Lafayette, Ind.**
First Round: Bye
Second Round: (4) LSU 54, (5) Purdue 53
**Sweet 16 & Elite 8 Rounds • Ruston, La.**
Sweet 16: (1) Louisiana Tech 85, (4) LSU 65

### 1990 • No. 9 seed Midwest Region
**First Round • Hattiesburg, Miss.**
First Round: (8) Southern Miss 75, (9) LSU 65

### 1991 • No. 2 seed Midwest Region
**Second Round • Beaumont, Texas**
First Round: Bye
Second Round: (10) Lamar 93, (2) LSU 73

### 1997 • No. 4 seed Mideast Region
**First & Second Rounds • Baton Rouge, La.**
First Round: (4) LSU 88, (13) Maine 79
Second Round: (4) LSU 71, (12) Marquette 58
**Sweet 16 & Elite 8 Rounds • West Lafayette, Ind.**
(1) Old Dominion 62, (4) LSU 49

### 1999 • No. 4 seed West Region
**First & Second Rounds • Baton Rouge, La.**
First Round: (4) LSU 78, (13) Evansville 69
Second Round: (4) LSU 74, (5) Notre Dame 64
**Sweet 16 & Elite 8 Rounds • Los Angeles, Calif.**
Sweet 16: (1) Louisiana Tech 73, (4) LSU 52

### 2000 • No. 3 seed East Region
**First & Second Rounds • Baton Rouge, La.**
First Round: (3) LSU 77, (14) Liberty 54
Second Round: (3) LSU 57, (11) Stephen F. Austin 45
**Sweet 16 & Elite 8 Rounds • Richmond, Va.**
Sweet 16: (3) LSU 79, (2) Duke 66
Elite 8: (1) Connecticut 86, (3) LSU 71

### 2001 • No. 6 seed Midwest Region
**First & Second Rounds • West Lafayette, Ind.**
First Round: (6) LSU 83, (11) Arizona State 66
Second Round: (3) Purdue 73, (6) LSU 70

### 2002 • No. 6 seed West Region
**First & Second Rounds • Boulder, Colo.**
First Round: (6) LSU 84, (11) Santa Clara 78
Second Round: (3) Colorado 69, (6) LSU 58

### 2003 • No. 1 seed West Region
**First & Second Rounds • Eugene, Ore.**
First Round: (1) LSU 86, (16) Texas State 50
Second Round: (1) LSU 80, (8) Green Bay 69
**Sweet 16 & Elite 8 Rounds • Palo Alto, Calif.**
Sweet 16: (1) LSU 69, (5) Louisiana Tech 63
Elite 8: (2) Texas 78, (1) LSU 60

### 2004 • No. 4 seed West Region
**First & Second Rounds • Baton Rouge, La.**
First Round: (4) LSU 83, (13) Austin Peay 66
Second Round: (4) LSU 76, (12) Maryland 61
**Sweet 16 & Elite 8 Rounds • Seattle, Wash.**
Sweet 16: (4) LSU 71, (1) Texas 55
Elite 8: (4) LSU 62, (3) Georgia 60
**NCAA Final Four • New Orleans, La.**
National Semifinals: (1) Tennesee 52, (4) LSU 50

### 2005 • No. 1 seed Chattanooga Region
**First & Second Rounds • Knoxville, Tenn.**
First Round: (1) LSU 70, (16) Stetson 36
Second Round: (1) LSU 76, (9) Arizona 43
**Sweet 16 & Elite 8 Rounds • Chattanooga, Tenn.**
Sweet 16: (1) LSU 90, (13) Liberty 48
Elite 8: (1) LSU 59, (2) Duke 49
**NCAA Final Four • Indianapolis, Ind.**
National Semifinals: (2) Baylor 68, (1) LSU 57

### 2006 • No. 1 seed San Antonio Region
**First & Second Rounds • Nashville, Tenn.**
First Round: (1) LSU 72, (16) Florida Atlantic 48
Second Round: (1) LSU 72, (9) Washington 49
**Sweet 16 & Elite 8 Rounds • San Antonio, Texas**
Sweet 16: (1) LSU 66, (4) DePaul 56
Elite 8: (1) LSU 62, (3) Stanford 59
**NCAA Final Four • Boston, Mass.**
National Semifinals: (1) Duke 64, (1) LSU 45

### 2007 • No. 3 seed Fresno Region
**First & Second Rounds • Austin, Texas**
First Round: (3) LSU 77, (14) UNC Ashville 39
Second Round: (3) LSU 49, (11) West Virginia 43
**Sweet 16 & Elite 8 Rounds • Fresno, Calif.**
Sweet 16: (3) LSU 55, (10) Florida State 43
Elite 8: (3) LSU 73, (1) Connecticut 50
**NCAA Final Four • Cleveland, Ohio**
National Semifinals: (4) Rutgers 59, (3) LSU 35

### 2008 • No. 2 seed New Orleans Region
**First & Second Rounds • Baton Rouge, La.**
First Round: (2) LSU 66, (15) Jackson State 32
Second Round: (2) LSU 68, (7) Marist 49
**Sweet 16 & Elite 8 Rounds • New Orleans, La.**
Sweet 16: (2) LSU 67, (3) Oklahoma State 52
Elite 8: (2) LSU 56, (1) North Carolina 50
**NCAA Final Four • Tampa, Fla.**
National Semifinals: (1) Tennessee 47, (2) LSU 46

### 2009 • No. 6 seed Raleigh Region
**First & Second Rounds • Baton Rouge, La.**
First Round: (6) LSU 69, (11) Green Bay 59
Second Round: (3) Louisville 62, (6) LSU 52

### 2010 • No. 7 seed Memphis Region
**First & Second Rounds • Durham, N.C.**
First Round: (7) LSU 60, (10) Hartford 39
Second Round: (2) Duke 60, (7) LSU 52

### 2012 • No. 5 seed Kingston Region
**First & Second Rounds • Baton Rouge, La.**
First Round: (5) LSU 64, (12) San Diego State 56
Second Round: (4) Penn State 90, (5) LSU 80

### 2013 • No. 6 seed Spokane Region
**First & Second Rounds • Baton Rouge, La.**
First Round: (6) LSU 75, (11) Green Bay 71
Second Round: (6) LSU 71, (3) Penn State 66
**Sweet 16 & Elite 8 Rounds • Spokane, Wash.**
Sweet 16: (2) California 73, (6) LSU 63

### 2014 • No. 7 seed Louisville Region
**First & Second Rounds • Baton Rouge, La.**
First Round: (7) LSU 98, (10) Georgia Tech 78
Second Round: (7) LSU 76, (2) West Virginia 67
**Sweet 16 & Elite 8 Rounds • Spokane, Wash.**
Sweet 16: (3) Louisville 73, (7) LSU 47

# SEC Tournament Records

## TEAM RECORDS

**MOST POINTS IN A GAME**
LSU • 99 • vs. #8 Tennessee • 03/01/97
Opponent • 106 • by Alabama • 03/04/93

**FEWEST POINTS IN A GAME**
LSU • 41 • vs. Arkansas • 03/02/12
Opponent • 36 • by Alabama • 03/03/11

Note: Alabama's 9 points in the 1st half is the lowest point total in SEC Tournament history.

**MOST REBOUNDS**
LSU • 59 • vs. Mississippi State • 03/02/90
Opponent • 52 • by #25 Auburn • 03/04/94
Opponent • 52 • by #18 Georgia • 02/28/82

**FEWEST REBOUNDS**
LSU • 16 • vs. #15 Vanderbilt • 03/02/01
Opponent • 27 • by #15 Vanderbilt • 03/02/01
Opponent • 27 • by Kentucky • 03/01/02

**FIELD GOALS MADE**
LSU • 37 • vs. Kentucky • 03/02/91
LSU • 37 • vs. #8 Tennessee • 03/04/97
Opponent • 40 • by #2 Georgia • 03/03/86

**FIELD GOALS ATTEMPTED**
LSU • 78 • vs. Kentucky • 03/02/91
Opponent • 83 • by Alabama • 03/04/93

**HIGHEST FIELD GOAL PERCENTAGE**
LSU • 58.6 (34-58) • at #3 Georgia • 03/04/84
Opponent • 57.1 (36-63) • by Kentucky • 03/03/84

**LOWEST FIELD GOAL PERCENTAGE**
LSU • 28.8 (15-52) • vs. #13 Vanderbilt • 03/04/07
Opponent • 24.1 (14-58) • by Alabama • 03/03/11

**3-POINT FIELD GOAL MADE**
LSU • 11 • vs. #15 Florida • 03/03/95
Opponent • 12 • by Alabama • 03/04/93

**3-POINT FIELD GOAL ATTEMPTED**
LSU • 29 • vs. #12 Auburn • 03/03/90
Opponent • 30 • by Alabama • 03/04/93

**HIGHEST 3-POINT FIELD GOAL PERCENTAGE**
LSU • 71.4 (5-7) • vs. #4 Tennessee • 03/04/91
Opponent • 69.7 (9-13) • by #13 Alabama • 03/03/96

**LOWEST 3-POINT FIELD GOAL PERCENTAGE**
LSU • 0.0 (0-3) • vs. #9 Kentucky • 03/03/12
LSU • 0.0 (0-2) • vs. #21 Georgia • 03/05/05
Opponent • 0.0 (0-12) • by #4 Tennessee • 03/04/91
Opponent • 0.0 (0-8) • by #6 Tennessee • 03/07/14

**FREE THROW MADE**
LSU • 34 • vs. #9 Kentucky • 03/03/12
Opponent • 31 • by #18 Tennessee • 02/27/85

**FREE THROW ATTEMPTED**
LSU • 43 • vs. #9 Kentucky • 03/03/12
Opponent • 40 • by Kentucky • 02/26/99

**HIGHEST FREE THROW PERCENTAGE**
LSU • 1.000 (2-2) • vs. #6 Vanderbilt • 03/03/02
Opponent • 1.000 (11-11) • by #15 Vanderbilt • 03/08/03

**LOWEST FREE THROW PERCENTAGE**
LSU • 40.0 (6-15) • vs. #15 Kentucky • 03/04/11
Opponent • 40.0 (4-10) • by Mississippi State • 03/02/90

**ASSISTS**
LSU • 26 • vs. Ole Miss • 03/03/06
Opponent • 29 • by #17 Kentucky • 02/27/82

**STEALS**
LSU • 16 • Auburn • 01/30/81
Opponent • 15 • by #2 Georgia • 03/03/86
Opponent • 15 • by Auburn • 01/30/81

**BLOCKED SHOTS**
LSU • 9 • vs. Vanderbilt • 03/04/89
Opponent • 8 by Kentucky • 02/26/99
Opponent • 8 by #20 Ole Miss • 02/26/82

**TURNOVERS**
LSU • 27 • vs. #8 Tennessee • 03/05/87
Opponent • 27 • by Kentucky • 03/02/91

**MARGIN OF VICTORY**
44 (80-36) • vs. Ole Miss • 03/07/08

**MARGIN OF DEFEAT**
26 (91-65) • vs. #12 Auburn • 03/03/90

## INDIVIDUAL RECORDS

**POINTS**
30 • Seimone Augustus • vs. Ole Miss • 03/03/06
30 • Pokey Chatman • vs. #4 Tennessee • 03/04/91
30 • Alisha Jones • at #2 Georgia • 03/03/86
29 • Cornelia Gayden • vs. #15 Florida • 03/03/95
29 • Seimone Augustus • vs. Kentucky • 03/04/06

**REBOUNDS**
21 • Sheila Johnson • vs. Mississippi State • 03/02/90
20 • Sylvia Fowles • vs. #2 Tennessee • 03/03/07
16 • Sheila Johnson • vs. Kentucky • 03/02/91

**FIELD GOALS MADE**
13 • Seimone Augustus • vs. Ole Miss • 03/03/06
13 • Seimone Augustus • vs. Kentucky • 03/04/06
12 • Pokey Chatman • vs. #4 Tennessee, 03/04/91
12 • Joyce Walker • vs. #12 Georgia • 03/03/83
12 • Joyce Walker • vs. #18 Georgia • 02/28/82
12 • Madeline Doucet • vs. #20 Ole Miss • 02/26/82

**FIELD GOALS ATTEMPTED**
24 • Elaine Powell • vs. #13 Alabama • 03/03/96
24 • Joyce Walker • vs. #12 Georgia • 03/03/83
23 • Joyce Walker • vs. #18 Georgia • 02/28/82
23 • Joyce Walker • vs. #17 Kentucky • 02/27/82

**FREE THROWS MADE**
12 • Temeka Johnson • vs. #3 Tennessee • 03/02/02
9 • LaSondra Barrett • vs. #9 Kentucky • 03/03/12
8 • Courtney Jones • vs. #9 Kentucky • 03/03/12
8 • Katrina Hibbert • vs. #8 Tennessee • 03/01/97
8 • Cornelia Gayden • vs. Mississippi State • 03/06/92
8 • Patricia Woods • vs. #17 Georgia • 03/05/88
8 • Alisha Jones • at #2 Georgia • 03/03/86
8 • Madeline Doucet • vs. Kentucky • 03/03/84

**FREE THROWS ATTEMPTED**
15 • Temeka Johnson • vs. #3 Tennessee • 03/02/02
13 • Patricia Woods • vs. #17 Georgia • 03/05/88
10 • Aiysha Smith • vs. #15 Vanderbilt • 03/08/03
10 • Alisha Jones • at #18 Tennessee • 02/27/85
10 • Madeline Doucet • vs. Kentucky • 03/03/84

**3-POINT FIELD GOAL MADE**
6 • Cornelia Gayden • vs. #15 Florida • 03/03/95
5 • Cornelia Gayden • vs. Mississippi State • 03/06/92
5 • Pokey Chatman • vs. #12 Auburn • 03/03/90
4 • Adrienne Webb • vs. #12 Georgia • 03/08/13
4 • Quianna Chaney • vs. Ole Miss • 03/07/08
4 • Scholanda Houston • vs. Ole Miss • 03/03/06
4 • Cornelia Gayden • vs. #2 Tennessee • 03/07/92
4 • Pokey Chatman • vs. #1 Auburn • 03/05/89

**3-POINT FIELD GOAL ATTEMPTED**
15 • Pokey Chatman • vs. #12 Auburn • 03/03/90
14 • Cornelia Gayden • vs. #15 Florida • 03/03/95
12 • Cornelia Gayden • vs. Mississippi State • 03/06/92

**ASSISTS**
17 • Temeka Johnson • vs. #21 Georgia • 03/05/05
12 • Temeka Johnson • vs. Ole Miss • 03/05/04
10 • Erica White • vs. Ole Miss • 03/03/06
10 • Temeka Johnson • vs. #3 Tennessee • 03/02/02

**STEALS**
6 • Pokey Chatman • vs. Kentucky • 03/02/91
6 • Joyce Walker • vs. #20 Ole Miss • 02/26/82
5 • Pokey Chatman • vs. Vanderbilt • 03/04/89
5 • Lesa Thornton • vs. #20 Vanderbilt • 03/02/86
5 • Joyce Walker • vs. Auburn • 01/30/81

**BLOCKED SHOTS**
7 • Dee Dee Franklin • vs. Vanderbilt • 03/04/89
4 • Shanece McKinney • vs. Alabama • 03/06/14
4 • Sylvia Fowles • vs. #5 Tennessee • 03/06/05
4 • Sylvia Fowles • vs. #21 Georgia • 03/05/05

**TURNOVERS**
11 • Jeanetta Burns • at #2 Georgia • 03/03/86
10 • Bonita Branch • vs. Kentucky • 03/01/86

# NCAA Tournament Records

## TEAM RECORDS

**MOST POINTS IN A GAME**
LSU • 98 • Georgia Tech • 03/23/14
Opponent • 93 • by #23 Lamar • 03/17/91

**FEWEST POINTS IN A GAME**
LSU • 35 • vs. #15 Rutgers • 04/01/07
Opponent • 32 • by Jackson State • 03/22/08

**MOST POINTS IN A HALF**
LSU • 51 (1st Half) • Georgia Tech • 03/23/14
Opponent • 54 (2nd Half) • by #19 Stephen F. Austin • 03/16/88
Opponent • 54 (2nd Half) • #11 by Penn State • 03/20/12

**FEWEST POINTS IN A HALF**
LSU • 15 (1st Half) • vs. #4 Duke • 04/02/06
Opponent • 11 (1st Half) • by Jackson State • 03/22/08

**MOST REBOUNDS**
LSU • 57 • Georgia Tech • 03/23/14
Opponent • 56 • by #3 Louisiana Tech • 03/23/89

**FEWEST REBOUNDS**
LSU • 23 • vs. #6 Louisiana Tech • 03/30/03
Opponent • 21 • #25 by Arizona State • 03/16/01

**MOST FIELD GOALS MADE**
LSU • 37 • vs. Liberty • 03/26/05
Opponent • 39 • by #2 Louisiana Tech • 03/23/84

**FEWEST FIELD GOALS MADE**
LSU • 12 • vs. #15 Rutgers • 04/01/07
Opponent • 12 • by Jackson State • 03/22/08

**MOST FIELD GOALS ATTEMPTED**
LSU • 73 • #11 Penn State • 03/20/12
Opponent • 78 • by #23 Lamar • 03/17/91

**FEWEST FIELD GOALS ATTEMPTED**
LSU • 50 • vs. #2 Tennessee • 04/04/04
Opponent • 47 • by Maine • 03/15/97
Opponent • 47 • by #25 Arizona State • 03/16/01

**HIGHEST FIELD GOAL PERCENTAGE**
LSU • 63.3 (31-49) • vs. #21 Green Bay • 03/24/03
Opponent • 59.1 (39-66) • by #2 Louisiana Tech • 03/23/84

**LOWEST FIELD GOAL PERCENTAGE**
LSU • 23.9 (16-67) • at #4 Louisville • 03/30/14
Opponent • 23.1 (12-52) • by Jackson State • 03/22/08

**MOST 3-POINT FIELD GOAL MADE**
LSU • 9 • vs. UNC Asheville • 03/17/07
LSU • 9 • #8 Notre Dame • 03/15/99
Opponent • 12 • by #4 Louisville • 04/01/07

**FEWEST 3-POINT FIELD GOAL MADE**
LSU • 0 • five times
Opponent • 0 • two times

**MOST 3-POINT FIELD GOAL ATTEMPTED**
LSU • 18 • vs. UNC Asheville • 03/17/07
Opponent • 30 • by #4 Louisville • 03/30/14

**FEWEST 3-POINT FIELD GOAL ATTEMPTED**
LSU • 3 • vs. #2 Tennessee • 04/04/04
Opponent • 2 • three times

**HIGHEST 3-POINT FIELD GOAL PERCENTAGE**
LSU • 100.0 (2-2) • vs. #16 Georgia • 03/29/04
Opponent • 60.0 (6-10) • by #8 Purdue • 03/18/01

**LOWEST 3-POINT FIELD GOAL PERCENTAGE**
LSU • 0.0 • four times
Opponent • 0.0 • two times

**MOST FREE THROW MADE**
LSU • 30 • #11 Missouri • 03/18/84
Opponent • 29 • by #3 Louisiana Tech • 03/23/89

**FEWEST FREE THROW MADE**
LSU • 3 • vs. #15 Rutgers • 04/01/07
Opponent • 2 • by #13 Stanford • 03/27/06
Opponent • 2 • by #13 DePaul • 03/25/06

**MOST FREE THROW ATTEMPTED**
LSU • 43 • #11 Missouri • 03/18/84
Opponent • 42 • by #3 Louisiana Tech • 03/23/89

**FEWEST FREE THROW ATTEMPTED**
LSU • 9 • Stephen F. Austin • 03/19/00
Opponent • 2 • by #13 DePaul • 03/25/06

**HIGHEST FREE THROW PERCENTAGE**
LSU • 1.000 (10-10) • at #6 Duke • 03/24/10
Opponent • 1.000 (7-7) • by Washington • 03/20/06

**LOWEST FREE THROW PERCENTAGE**
LSU • 30.0 (3-10) • vs. #15 Rutgers • 04/01/07
Opponent • 40.0 (16-32) • by Stephen F. Austin • 03/19/00
Opponent • 40.0 (2-5) • by #13 Stanford • 03/27/06

**MOST ASSISTS**
LSU • 26 • vs. Liberty • 03/26/05
Opponent • 27 • by #2 Louisiana Tech • 03/23/84

**FEWEST ASSISTS**
LSU • 2 • at #4 Louisville • 03/30/14
Opponent • 5 • by Marquette • 03/17/97

**MOST STEALS**
LSU • 17 • vs. Florida Atlantic • 03/18/06
Opponent • 20 • by Marquette • 03/17/97

**FEWEST STEALS**
LSU • 1 • at #23 Lamar • 03/17/91
LSU • 1 • San Diego State • 03/18/12
Opponent • 1 • by #11 Missouri • 03/18/84

**MOST BLOCKED SHOTS**
LSU • 10 • vs. UNC Asheville • 03/17/07
Opponent • 9 • by #8 Purdue • 03/18/01

**FEWEST BLOCKED SHOTS**
LSU • 0 • three times
Opponent • 0 • eight times

**MOST TURNOVERS**
LSU • 23 • Georgia Tech • 03/23/14
LSU • 23 • Marquette • 03/17/97
Opponent • 25 • 5x • Last: Jackson State • 03/22/08

**FEWEST TURNOVERS**
LSU • 7 • vs. Washington • 03/20/06
Opponent • 7 • by #8 Purdue • 03/18/01

**MOST FOULS**
LSU • 34 • at #3 Louisiana Tech • 03/23/89
Opponent • 31 • by Middle Tennessee • 03/16/86
Opponent • 31 • by #11 Missouri • 03/18/84

**FEWEST FOULS**
LSU • 10 • vs. #21 Green Bay • 03/24/03
LSU • 10 • vs. Washington • 03/20/06
Opponent • 10 • three times

## INDIVIDUAL RECORDS

**POINTS**
LSU • 34 • Marie Ferdinand • vs. Purdue • 03/18/01
Opponent • 34 • Cindy Blodgett • Maine • 03/15/97

**REBOUNDS**
LSU • 20 • Sylvia Fowles • vs. Tennessee • 04/06/08
Opponent • 20 • Khara Smith • DePaul • 03/25/06

**FIELD GOALS MADE**
LSU • 14 • Seimone Augustus • vs. Texas • 03/27/04
Opponent • 13 • Heather Schreiber • Texas • 04/01/03
Opponent • 13 • Janice Lawrence • Louisiana Tech • 03/23/84

**FIELD GOALS ATTEMPTED**
LSU • 26 • Seimone Augustus • vs. Baylor • 04/03/05
Opponent • 27 • Candace Parker • Tennessee • 04/06/08

**FREE THROWS MADE**
LSU • 14 • Marie Ferdinand • vs. Purdue • 03/18/01
Opponent • 14 • Cindy Blodgett • Maine • 03/15/97

**FREE THROWS ATTEMPTED**
LSU • 18 • Marie Ferdinand vs. Purdue; March 18, 2001
Opponent: 16 (made 13) Venus Lacy (Louisiana Tech); March 23, 1989

**3-POINT FIELD GOAL MADE**
LSU • 5 • 3x • Last: RaShonta LeBlanc • vs. UNC Asheville • 03/17/07
Opponent • 6 • Mozell Brooks • #19 Stephen F. Austin • 03/16/88

**3-POINT FIELD GOAL ATTEMPTED**
LSU • 11 • Pokey Chatman • at #20 Southern Miss • 03/14/90
Opponent • 13 • Sydney Wallace • Georgia Tech • 03/23/14

**ASSISTS**
LSU • 15 • Temeka Johnson • vs. Liberty • 03/26/05
Opponent • 10 • Joni Davis • #11 Missouri • 03/18/84

**STEALS**
LSU • 6 • Marie Ferdinand • Stephen F. Austin • 03/19/00
LSU • 6 • Sylvia Fowles • Jackson State • 03/22/08
Opponent • 6 • Carena Easley • Jackson State • 03/22/08

**BLOCKED SHOTS**
LSU • 8 • Dee Dee Frankin • at #15 Purdue • 03/19/89
Opponent • 5 • Tere Bjorklund • #12 Colorado • 03/17/02

# NIT/AIAW/Regular Season Tournament Results

## Women's Postseason NIT
**Appearances: 3 (1985, 1996, 1998)**
**All-Time Record: 7-2**
**Best Finish: 1985 Champions**

**1985 • Amarillo, Texas**
First Round: LSU 69, West Virginia 57
Semifinals: LSU 71, Texas Tech 67
Finals: LSU 74, Florida 54

**1996 • Amarillo, Texas**
First Round: LSU 77, UC Santa Barbara 73 (OT)
Semifinals: Northwestern 79, LSU 75
Third Place: LSU 91, Arkansas 73

**1998 • 1st & 2nd Rounds • Baton Rouge, La.**
First Round: LSU 58, Boise State 38
Second Round: LSU 74, Butler 58
**1998 • Semifinals • Waco, Texas**
Semifinals: Baylor 66, LSU 61

## AIAW National Tournament
**Appearances: 1 (1977)**
**All-Time Record: 3-1**
**Best Finish: 1977 Finalist**

**1977 • Minneapolis, Minn.**
First Round: LSU 91, Western Washington 53
Second Round: LSU 71, Baylor 64
National Semifinals: LSU 74, Immaculata 68
National Finals: Delta State 68, LSU 55

## AIAW Regional Tournament
**Appearances: 6 (1976, 77, 78, 79, 80, 81)**
**All-Time Record: 10-6**
**Best Finish: 1977 Regional Champions**

**1976**
First Round: LSU 86, Oklahoma State 80
Second Round: Baylor 100, LSU 91

**1977 • Monroe, La.**
First Round: Bye
Second Round: LSU 95, Texas 67
Semifinals: LSU 76, Stephen F. Austin 73
Finals: LSU 92, Baylor 76

**1978 • Nacogdoches, Texas**
First Round: LSU 85, Lamar 64
Second Round: LSU 84, Houston 65
Semifinals: Stephen F. Austin 66, LSU 54
Consolation Finals: LSU 78, Louisiana Tech 56

**1979 • Tulsa, Okla.**
First Round: LSU 84, Texas Tech 56
Second Round: Wayland Baptist 83, LSU 65

**1980 • Baton Rouge, La.**
First Round: LSU 87, Southeastern Louisiana 72
Second Round: LSU 84, Wayland Baptist 70
Semifinals: Louisiana Tech 91, LSU 50
Consolation Finals: Texas 96, LSU 53

**1981 • Baton Rouge, La.**
First Round: Southern 83, LSU 67

## AIAW State Tournament
**Appearances: 6 (1976, 77, 78, 79, 80, 81)**
**All-Time Record: 10-6**
**Best Finish: 1978 State Champion**

**1976 • New Orleans, La.**
First Round: LSU 73, McNeese State 46
Second Round: LSU 85, Louisiana Tech 77
Semifinals: LSU 93, Northwestern State 90
Finals: Southeastern Louisiana 78, LSU 75

**1977 • Ruston, La.**
First Round: LSU 85, New Orleans 58
Second Round: LSU 73, Southern 51
Semifinals: Louisiana Tech 101, LSU 88
Consolation Finals: Northwestern State 87, LSU 82

**1978 • Baton Rouge, La.**
First Round: Bye
Second Round: LSU 67, McNeese State 48
Semifinals: LSU 90, Northwestern State 61
Finals: LSU 77, Louisiana Tech 59

**1979 • Monroe, La.**
First Round: Bye
Second Round: LSU 74, Northwestern State 49
Semifinals: LSU 87, Louisiana-Monroe 61
Finals: Louisiana Tech 83, LSU 65

**1980 • Ruston, La.**
First Round: Louisiana-Monroe 85, LSU 72

**1981 • Hammond, La.**
First Round: Southeastern Louisiana 80, LSU 67

## Regular Season Tournaments Since 1996

**1996 • Nassau Sunsplash Shootout**
**Nassau, Bahamas**
LSU 69, Oklahoma State 48
LSU 87, Richmond 69

**1997 • Hawaiian Regents Classic**
**Honolulu, Hawaii**
LSU 68, Oklahoma State 66 (OT)
Hawaii 79, LSU 63

**1999 • Saint Mary's Thanksgiving Classic**
**Moraga, Calif.**
First Round: LSU 80, St. Bonaventure 43
Championship: LSU 68, Saint Mary's 65 (OT)

**2000 • Women's Sports Foundation Classic**
**Albuquerque, N.M.**
First Round: LSU 54, New Mexico 49
Championship: Duke 56, LSU 45

**2000 • Paradise Jam Classic**
**St. Thomas, Virgin Islands**
Missouri State 85, LSU 75
Penn State 86, LSU 52

**2002 • FIU/Miami Herald Thanksgiving Classic**
**Miami, Fla.**
First Round: LSU 87, Washington State 50
Championship: LSU 68, Florida International 54

**2002 • Women'sCollegeHoops.com Classic**
**Baton Rouge, La.**
First Round: LSU 85, Ohio 57
Championship: LSU 65, Louisville 46

**2003 • Women's Sports Foundation Classic**
**Eugune, Ore.**
First Round: LSU 63, Villanova 56
Championship: Oregon 76, LSU 67

**2003 • Women'sCollegeHoops.com Classic**
**Baton Rouge, La.**
First Round: LSU 73, Kent State 49
Championship: LSU 76, Richmond 53

**2004 • Women's Sports Foundation Classic**
**Baton Rouge, La.**
First Round: LSU 81, Maine 50
Championship: LSU 65, Arizona State 54

**2004 • Coors Classic • Boulder, Colo.**
First Round: LSU 64, Maryland 51
Championship: LSU 75, Colorado 44

**2005 • Miami Thanksgiving Classic • Miami, Fla.**
First Round: LSU 74, Nebraska 55
Championship: LSU 74, Texas A&M-Corpus Christi 45

**2006 • Travelers Classic • Baton Rouge, La.**
LSU 64, West Virginia 25
LSU 88, Howard 44
Championship: LSU 70, Virginia Tech 40

**2006 • Roadrunner Thanksgiving Classic**
**San Antonio, Texas**
LSU 61, Tulsa 37
LSU 105, Eastern Washington 52

**2007 • Preseason NIT • Campus Sites**
**1st & 2nd Rounds • Baton Rouge, La.**
First Round: LSU 86, Stephen F. Austin 58
Second Round: LSU 80, Saint Joseph's 64
**Semifinals • Baton Rouge, La.**
Semifinals: LSU 64, Michigan State 41
**Championship • College Park, Md.**
Championship: Maryland 75, LSU 62

**2007 • Carribean Classic • Cancun, Mexico**
LSU 86, Illinois-Chicago 44
LSU 63, Miami (Fla.) 52

**2009 • Sue Gunter Classic • Baton Rouge, La.**
First Round: LSU 93, Houston Baptist 31
Championship: LSU 75, North Carolina AT&T 33

**2010 • Seton Hall Classic • South Orange, N.J.**
First Round: LSU 63, Massachusetts 51
Championship: LSU 58, Seton Hall 40

**2010 • World Vision Classic • Stoors, Conn.**
LSU 74, Lehigh 63
LSU 69, Howard 39
Championship: Connecticut 81, LSU 51

**2012 • FIU Thanksgiving Classic • Miami, Fla.**
First Round: LSU 71, West Virginia 63
Championship: LSU 76, Florida International 69

**2013 • Preseason NIT • Campus Sites**
**1st & 2nd Rounds • Baton Rouge, La.**
First Round: LSU 86, Stephen F. Austin 58
Second Round: LSU 80, Saint Joseph's 64
**Semifinals • Louisville, Kent.**
Semifinals: Louisville 88, LSU 67

**Barclays Invitational • Brooklyn, N.Y.**
First Round: LSU 69, Rutgers 65
Championship: LSU 64, Michigan 62

## 2004

With head coach Sue Gunter sitting out the last half of the season due to illness, acting head coach Pokey Chatman led the Lady Tigers to the program's first trip to the NCAA Final Four and ironically enough, it was just down to the road in New Orleans.

The Lady Tigers road to the Final Four begin at home in the Pete Maravich Assembly Center with victories over Austin Peay in the first round and Maryland in the second round. A 83-66 win over Austin Peay was sparked by a 21-point performance by all-American Seimone Augustus, while the Baton Rouge native poured in 26 in the 76-61 win over Maryland two nights later.

The fourth-seeded Lady Tigers now had a date with top seeded Texas in the West Regional semifinal in Seattle, Wash. LSU was looking for revenge from the year before when Texas had knocked off the top-seeded Lady Tigers in the regional final. Revenge is just what LSU got with a 71-55 victory over the Longhorns led by Augustus' career-high 29 points. SEC foe Georgia would be the opponent in the regional final.

It would prove to be one of best NCAA Tournament games in history with the lead going back and forth until Georgia took a seven point lead with six minutes to play. LSU did not falter, chipping away at the lead using a 8-1 run in the final four minutes to take the lead and hold it for a 62-60 victory and the program's first trip to the NCAA Final Four.

Augustus matched her career-high with 29 points, including a late free throw, while Temeka Johnson added 19 points, including a 15-foot jumper that gave the Lady Tigers the lead for good.

Augustus was named the West Regional Most Outstanding Player and Johnson joined her on the West Regional All-Tournament team.

LSU had a date with rival and SEC foe Tennessee in the national semifinal game in the New Orleans Arena, just 70 miles from the Baton Rouge campus.

The Lady Vols ended LSU's magical run, 52-50, with a dramatic late steal and lay-up for Tennessee.

LSU ended the season with a 27-8 overall record and a run to the Final Four, the school's first.

## 2005

After not advancing to the NCAA Final Four in the history of the program, the LSU Lady Tigers made it two straight trips with a visit in 2005.

First year head coach Pokey Chatman, who had guided LSU to the Final Four in her hometown of New Orleans as acting head coach in 2004, led the Lady Tigers back to the promise land.

Chatman and the Lady Tigers enjoyed one of the best seasons in school history, posting 33-3 overall record and claiming the program's first Southeastern Conference regular season title with a perfect 14-0 mark.

The first stop for the Lady Tigers was Knoxville, Tenn., where No. 16 Stetson awaited. LSU took care of business in convincing fashion, posting a 70-36 victory. National Player of the Year Seimone Augustus scored 14 points, while National Point Guard of the Year Temeka Johnson had 15 points and seven assists.

No. 9 seed Arizona was the next victim as LSU advanced to the Sweet 16. The Lady Tigers continued its domination on defense in a 76-43 victory. For the second straight game the opposition shot below 30.0 percent from the floor.

Augustus led the way with 18 points and eight rebounds, while Johnson added 14 points and 10 rebounds.

Upset-minded Liberty, the No. 13 seed, awaited LSU in Chattanooga for the Regional Semifinal. Defense again dominated the story line as the Lady Tigers defeated the Flames 90-48. Augustus and Scholanda Hoston had 22 points, while Johnson added 12 points and 15 assists.

The Duke Blue Devils, the No. 2 seed, now stood between LSU and a return trip to the Final Four.

Duke jumped out to an early led and led for all but a few seconds of the first half until LSU battled back to tie the score at 30-30 just before halftime.

The Lady Tigers took control in the second half and held on for a 59-49 victory, earning them a trip to Indianapolis and a date with Baylor.

The RCA Dome was the site of the battle between the Lady Bears and the Lady Tigers in the National Semifinal. LSU jumped out to an early 15-point lead only to have Baylor chip back and eventually tie the score 28-28 at the break.

Unlike the Regional Final victory over Duke, this time Baylor, the eventual national champions, took control in the second half and pulled away with a 68-57 victory.

## 2006

After reaching the Final Four in 2004 and 2005, LSU would settle for nothing less than a return trip to the grandest spectacle in women's basketball.

Second-year head coach Pokey Chatman guided the Lady Tigers to a 31-4 overall record, including the program's second-straight Southeastern Conference regular season title with a 13-1 mark.

LSU took its momentum from the regular season and rode it to a No. 1 seed in the NCAA Tournament for the second-straight season and the third time in four years. The Lady Tigers were placed in the San Antonio Region and made the first stop in Nashville, Tenn., for the first- and second-round games.

No. 16 seed Florida Atlantic awaited LSU at Vanderbilt's Memorial Gymnasium. The Lady Tigers used a 20-0 run midway through the first half and pull away with a 72-48 victory to advance to the second round to face No. 9 seed Washington.

Washington was, in fact, playing so well that they led LSU, 26-23, at the end of the first half. The lead would not last long as the Lady Tigers shot out on a 12-2 run to open the half and never looked back to earn a 72-49 victory and a trip to the "Sweet 16" in San Antonio.

Fourth-seeded DePaul was next for LSU. The Blue Demons gave it a good fight in the opening 20 minutes and found themselves deadlocked at 31-31 with the Lady Tigers at the break. Another Lady Tigers' run to open the second half and LSU pulled way from DePaul for a 66-56 victory.

No. 3 seed Stanford upset second-seeded Oklahoma in the other regional semifinal to set up an LSU-Stanford showdown for the right to advance to Boston.

The Cardinal took a 55-54 lead with four minutes left in the game before LSU posted six straight points to hold a 60-55 advantage with 2:07 remaining.

Just over a minute later, Stanford's Candice Wiggins nailed a three-pointer to cut the lead to 60-59, but Seimone Augustus hit a couple of free throws and drew a charging foul on the defensive end to seal a 62-59 victory for LSU.

Augustus earned regional Most Outstanding Player honors after posting 18 points against DePaul and 26 in the win over Stanford.

In Boston, Duke, the No. 1 seed from the Bridgeport Region, controlled the game from the start and handed LSU a 64-45 loss in the National Semifinal game in the TD Banknorth Garden.

## 2007

Acting head coach Bob Starkey was faced with the daunting task of guiding LSU Lady Tigers into the 2007 NCAA Tournament after closing out the regular season with three losses in the final five games, but guide he did.

After a nice run in the Southeastern Conference Tournament and a loss to Vanderbilt in the title game, LSU received a No. 3 seed in the NCAA Tournament and were placed in the Fresno Regional

The road to Cleveland's Quicken Loans Arena would begin in Austin, Texas at the University of Texas' Erwin Center. LSU made quick work of the Bulldogs with a 77-39 victory. Quianna Chaney and RaShonta LeBlanc carried LSU with 15 points each and combined to hit nine three-pointers in the game.

Up next was upset-minded West Virginia, the No. 11 seed. LSU had to rally from 11 points down in the final 12 minutes of play to secure a 49-43 victory. Fowles led the way with 21 points and 13 rebounds, while Chaney added 11 points.

The come-from-behind victory over WVU advanced LSU into the Sweet 16 and a trip to Fresno, Calif., and a date with No. 10 seed Florida State at Fresno State's Save Mart Center.

The Lady Tigers had little trouble with Florida State in a 55-43 victory. LSU led the entire game and held a 27-18 lead at halftime before breaking it open with a 10-0 to open the second half. Chaney led LSU with 22 points and Fowles added 20 points and nine rebounds.

In the Elite Eight, The Lady Tigers would face top-seeded Connecticut with a chance to avenge an earlier one-point loss at home.

LSU did just that and did it in convincing fashion with a 73-50 win over the Huskies in the Fresno Regional Final.

Fowles continued her dominance in the tournament with 23 points, 15 rebounds and six blocked shot on her way to being named Regional Most Outstanding Player. Allison Hightower and Ashley Thomas added 12 points each and White posted 11 points in the victory.

A disappointing outing versus Greensboro Regional Champion Rutgers in the national semifinal in Cleveland ended LSU's season, but the Lady Tigers could not hang their heads after a 30-8 season, the program's third straight 30-win season.

## 2008

LSU joined Connecticut as the only team in NCAA women's basketball history to advance to five straight Final Fours as first-year LSU head coach Van Chancellor led the Lady Tigers to a 31-6 overall record and a perfect 14-0 Southeastern Conference mark.

Going into the season, the squad knew the Pete Maravich Assembly Center would be a host site for the NCAA First and Second Rounds. LSU earned a No. 2 seed in the New Orleans Regional and awaited Jackson State in the first round from the friendly confines of the Maravich Center. What resulted was one of the most dominating performances in school history and a 66-32 victory over the 15th seed. Sylvia Fowles led all scorers with 16 points, and Jackson State's 32 total points were the fewest allowed by LSU in its NCAA Tournament history.

Two days later, the Lady Tigers tangled with a ranked Marist team, the No. 7 seed. The Red Foxes were no match for home standing LSU, who snapped Marist's 22-game winning streak with a 68-49 win. Fowles became the SEC's all-time leading rebounder with 13 boards while adding 19 points. LSU's eight seniors also received a standing ovation in their final home game.

In the Sweet 16, another home atmosphere awaited at the New Orleans Arena as the Lady Tigers used a 15-0 run to top third-seeded Oklahoma State, 67-52. Erica White scored a team-high 18 points on 5-of-11 shooting.

All that stood between LSU and a fifth straight Final Four appearance was a battle with top-seeded and No. 1-ranked North Carolina. Fowles scored 21 points and grabbed 12 rebounds to lead her senior class to victory, 56-50. The senior earned New Orleans Regional Most Outstanding Player honors.

Guard RaShonta LeBlanc hit the most important shot of the game, a three pointer from the right wing with 4:30 to play that put LSU ahead by seven, 44-37, with 4:30 left.

In Tampa at the NCAA Final Four, LSU suffered a heartbreaking loss to Tennessee, 47-46. UT's Alexis Hornbuckle rebounded a missed shot and dropped in a layup with 0.7 seconds left to play to bail the Lady Vols out after LSU's Erica White hit two free throws with seven seconds to play. Fowles closed a brilliant career with 24 points, 20 rebounds and five blocked shots.

# AIAW Runner-Up

**Back Row** • Yvette Bourgeois, Diana Welch, Maree Bennie, Julie Gross, Thelma McCoy, Annette Guillotte, Coach Jinks Coleman
**Front Row** • Kathy Moffett, Elaine Smith, Susie Simmons, LeNette Caldwell, Brenda McGuffee, Nancy French, Julie Jones

# 1976-77

## The Only Lady Tigers to Reach the National Championship Game of a Postseason Tournament

With one of the most dominating forward-center combinations in LSU women's basketball history in Australians Julie Gross and Maree Jackson, the Lady Tigers enjoyed one of their finest seasons in 1976-77.

The Lady Tigers, behind the play of Gross and Jackson, started the season off slow, but ended its regular-season with a 21-5 mark.

The Lady Tigers then headed to the AIAW State Tournament in Ruston. LSU easily handled New Orleans in the first round, winning 85-58, followed by a 73-51 victory over Southern. Louisiana Tech stopped LSU in the semifinals as the Techsters posted a 101-88 win over LSU. The Lady Tigers then fell to Northwestern State, 87-82, but the Lady Tigers still managed to finish in second place at the state tournament.

By virtue of its second place finish at the state tournament, LSU advanced to the AIAW Regional Tournament in Monroe.

At the regional tournament, the Lady Tigers got on a roll as they whipped Texas, 95-67, in the first round followed by a 76-73 win over a Sue Gunter-coached Stephen F. Austin team in the semifinals. LSU beat Baylor, 92-76, in the championship game to advance to the AIAW National Tournament in Minneapolis, Minn.

At the AIAW National Tournament, the Lady Tigers drew Western Washington in the first round and had little trouble as the Lady Tigers, behind 40 points from Maree Jackson, raced out to 49-26 halftime lead and never looked back in their 91-53 win. Next up for the Lady Tigers was Baylor, a team that LSU had already beat twice during the season, which included a victory over the Bears in the regional finals.



**Maree Jackson**

LSU was once again victorious over Baylor as the Lady Tigers got 35 points and 26 rebounds from Maree Jackson advanced with a 71-64 win.

The Lady Tigers then moved into the semifinal round against Immaculata, a powerhouse in women's basketball at the time. Immaculata was ranked No. 2 in the nation and was considered a huge favorite in the contest with the Lady Tigers.

The Lady Tigers upset Immaculata, 74-68, despite the fact that Jackson played after having root canal surgery and Brenda McGuffie played with a severely sprained ankle. In addition, Jackson and McGuffie played the final 10 minutes of the contest with four fouls. Jackson finished with 29 points and 19 rebounds, while Gross had 23 points and 11 boards.

It was on to the national championship game for LSU as the 11th-ranked Lady Tigers would face top-ranked Delta State for the title.

Delta State scored the first six points of the contest and the Delta Devils quickly built a nine point advantage, 13-4, on a jumper by Debbie Brock at the 15:14 mark. LSU could get no closer than seven points the rest of the way as Lady Tiger All-American Jackson picked up her third foul with 5:54 to play in the first half. Delta State led 34-25 at intermission.

In the second half, Delta State never let the Lady Tigers back in the contest as the Delta Devils held Jackson to a career-low six points in posting a 68-55 victory. Lucy Harris, the best women's player in the country at the time, led Delta State with 23 points and 16 rebounds.

The Lady Tigers finished the year with an overall record of 29-8 and ranked No. 11 in the nation. That team still holds the distinction of being the only Lady Tiger team ever to reach the national championship game of a post-season tournament.

## 1983-84 OVERALL RECORD: 23-7

The Lady Tigers advanced to the 32-team NCAA Tournament for the first time in the school's history as LSU was the No. 5 seed in the Midwest Regional. LSU played host to and beat fourth-seeded Missouri, 92-82, in the first round before falling to Louisiana Tech, 92-67, in Ruston in the second round.

| NO. | NAME | POS. | CL. | HOMETOWN | PPG | RPG |
|---|---|---|---|---|---|---|
| 13 | Susan Dixon | F | Jr. | Baton Rouge, La. | 1.8 | 1.1 |
| 14 | Leslie Sacre | C | Sr. | Vancouver, British Columbia | 0.6 | 1.8 |
| 15 | Denise Morell | G | Jr. | Tacoma, Wash. | 1.1 | 0.3 |
| 21 | Joyce Walker | G | Sr. | Seattle, Wash. | 26.5 | 4.0 |
| 23 | Rhonda Hawthorne | G | So. | Gulfport, Miss. | 10.6 | 2.7 |
| 24 | Alisha Jones | C | Fr. | Wiggins, Miss. | 12.5 | 7.9 |
| 25 | Marcia Brentson | G | Fr. | Cleveland, Ohio | 1.7 | 1.3 |
| 33 | Ramona Dozier | F | Sr. | Dallas, Texas | 7.6 | 8.9 |
| 34 | Madeline Doucet | F | Jr. | LeBeau, La. | 17.8 | 6.7 |
| 43 | Lesa Thornton | F | Fr. | Columbia, La. | 7.0 | 3.0 |
| 45 | Jean Delahaye | C | Fr. | Plaquemine, La. | 3.9 | 1.9 |

## 1985-86 OVERALL RECORD: 27-6

The NCAA Tournament field was expanded to include 48 teams in 1986 and the Lady Tigers were back in the tournament after a one-year absence. LSU was the No. 2 seed in the Mideast Regional and after receiving a first round bye, the Lady Tigers played host to and beat 10th-seeded Middle Tennessee, 78 65. LSU then beat third-seeded Ohio State, 81-80, in the Sweet 16 in Iowa City, Iowa. With a Final Four appearance on the line, fourth-seeded Tennessee knocked off the Lady Tigers, 67-65, in the round of eight.

| NO. | NAME | POS. | CL. | HOMETOWN | PPG | RPG |
|---|---|---|---|---|---|---|
| 5 | Marilyn Hamilton | G | Fr. | Baton Rouge, La. | 0.5 | 0.3 |
| 10 | Delia Adams | G | So. | Livingston, La. | 0.0 | 0.3 |
| 12 | Bonita Branch | G | Sr. | DeRidder, La. | 12.9 | 3.8 |
| 14 | Shelley Rains | G | Fr. | Burleson, Texas | 0.7 | 0.8 |
| 15 | Joanne Ineman | G | Jr. | Olmstead Falls, Ohio | 1.9 | 0.6 |
| 20 | Jeanetta Burns | G | So. | Pineville, La. | 8.9 | 3.4 |
| 23 | Rhonda Mathieu | G | Sr. | Gulfport, Miss. | 11.3 | 3.6 |
| 24 | Alisha Jones | C | Jr. | Wiggins, Miss. | 16.1 | 8.5 |
| 25 | Marcia Bentson | G | Jr. | Cleveland, Ohio | 0.8 | 1.0 |
| 30 | Karen Linder | C | So. | Prineville, Ore. | 2.9 | 4.1 |
| 31 | Patricia Woods | F | Fr. | Natchez, Miss. | 3.0 | 1.8 |
| 32 | Natalie Randall | F | Sr. | Beaumont, Texas | 12.1 | 7.7 |
| 33 | April Delley | C | Fr. | Dallas, Texas | 5.9 | 4.2 |
| 43 | Lesa Thornton | F | Jr. | Columbia, La. | 10.2 | 5.0 |

## 1986-87 OVERALL RECORD: 20-8

LSU's stay in the NCAA Tournament in 1987 was short-lived as the Lady Tigers, the No. 4 seed in the Midwest, lost to No. 5 seed Southern Illinois, 70-56, in Baton Rouge in their first game of the tournament.

| NO. | NAME | POS. | CL. | HOMETOWN | PPG | RPG |
|---|---|---|---|---|---|---|
| 5 | Marilyn Hamilton | G | So. | Baton Rouge, La. | 1.8 | 0.8 |
| 14 | Shelly Rains | G | So. | Burleson, Texas | 0.9 | 1.0 |
| 15 | Joanne Ineman | G | Sr. | Olmstead Falls, Ohio | 10.0 | 1.9 |
| 20 | Jeanetta Burns | G | Jr. | Pineville, La. | 11.3 | 4.4 |
| 23 | Whitney Meier | G/F | Fr. | Rolla, N.D. | 2.7 | 1.7 |
| 24 | Alisha Jones | C | Sr. | Wiggins, Miss. | 18.7 | 8.3 |
| 25 | Marcia Brentson | G | Sr. | Cleveland, Ohio | 1.5 | 1.0 |
| 30 | Karen Linder | C | Jr. | Prineville, Ore. | 11.3 | 8.9 |
| 31 | Patricia Woods | F | So. | Natchez, Miss. | 9.1 | 4.5 |
| 34 | Tammy Gayten | F | Jr. | Brookhaven, Miss. | 9.3 | 6.4 |
| 43 | Lesa Thornton | F | Sr. | Columbia, Miss. | 12.7 | 6.5 |

## 1987-88 OVERALL RECORD: 18-11

LSU advanced to the NCAA Tournament for the third straight season, but unfortunately for the Lady Tigers, they were bounced after one game for the second consecutive year. LSU, the No. 9 seed, fell to eighth seeded Stephen F. Austin, 84-62, in the first round in Nacogdoches, Texas.

| NO. | NAME | POS. | CL. | HOMETOWN | PPG | RPG |
|---|---|---|---|---|---|---|
| 5 | Cheryl Wilson | G | Jr. | Ft. Lauderdale, Fla. | 3.3 | 1.1 |
| 10 | Pokey Chatman | G | Fr. | Ama, La. | 10.0 | 3.3 |
| 12 | Rebecca Hayes | F | Fr. | Natchitoches, La. | 2.0 | 0.8 |
| 14 | Shelley Rains | G | Jr. | Burleson, Texas | 0.0 | 0.0 |
| 20 | Jeanetta Burns | G | Sr. | Pineville, La. | 11.1 | 4.8 |
| 22 | Annette Jackson | F | So. | Brookhaven, Miss. | 10.5 | 4.2 |
| 23 | Whitney Meier | G | So. | Rolla, N.D. | 3.1 | 2.9 |
| 24 | Amy McAdams | G/F | Fr. | Grenada, Miss. | 2.1 | 1.1 |
| 25 | Roxanna Redden | F | Fr. | Monroe, La. | 2.6 | 1.4 |
| 30 | Karen Linder | C | Sr. | Prineville, Ore. | 10.0 | 8.6 |
| 31 | Patricia Woods | F | Jr. | Natchez, Miss. | 14.7 | 4.4 |
| 32 | Carla Hough | C | Jr. | Sands Springs, Okla. | 5.2 | 4.0 |
| 33 | April Delley | C | So. | Dallas, Texas | 13.2 | 7.4 |

# NCAA Tournament Teams

## 1988-89 OVERALL RECORD: 19-11

After receiving a first round bye, the Lady Tigers, the No. 4 seed in the Midwest Region, defeated fifth-seeded Purdue, 54-53, in West Lafayette, Ind., in the second round. From there, the Lady Tigers traveled to Ruston to face top-seeded Louisiana Tech in the Sweet 16. The Lady Techsters came out on top by an 85-68 count.

| NO. | NAME | POS. | CL. | HOMETOWN | PPG | RPG |
|---|---|---|---|---|---|---|
| 10 | Dana Chatman | G | So. | Ama, La. | 16.2 | 3.6 |
| 11 | Dana Seals | G | Jr. | Monroe, La. | 4.7 | 2.9 |
| 12 | Rebecca Hayes | F | So. | Natchitoches, La. | 2.8 | 1.1 |
| 14 | Shelly Rains | G | Jr. | Burleson, Texas | 2.4 | 0.9 |
| 15 | Makita Wynn | G | Fr. | Vicksburg, Miss. | 2.2 | 0.9 |
| 20 | Christina Ball | G | Fr. | Bossier City, La. | 3.6 | 1.2 |
| 23 | Barbara Henderson | F | Fr. | Jonesville, La. | 7.4 | 6.1 |
| 25 | Roxanna Redden | F | So. | Monroe, La. | 1.4 | 0.8 |
| 31 | Patricia Woods | F | Sr. | Natchez, Miss. | 15.2 | 6.2 |
| 33 | April Delley | C | Jr. | Dallas, Texas | 20.1 | 9.4 |
| 35 | Carla Berry | G | Fr. | Mobile, Ala. | 0.3 | 0.5 |
| 43 | Dee Dee Franklin | C | Jr. | Aurora, Ill. | 9.6 | 7.8 |
| 44 | Wendi Widdle | C | Fr. | Longview, Texas | 3.6 | 2.2 |

## 1989-90 OVERALL RECORD: 21-9

LSU was back in the NCAA Tournament for the fifth straight season. LSU, the No. 9 seed in the Midwest Region, lost to eighth-seeded Southern Mississippi, 75-65, in Hattiesburg, Miss., in the first round.

| NO. | NAME | POS. | CL. | HOMETOWN | PPG | RPG |
|---|---|---|---|---|---|---|
| 5 | Beth Boulet | G | Jr. | LaRose, La. | 0.3 | 1.0 |
| 10 | Pokey Chatman | G | Jr. | Ama, La. | 15.8 | 3.6 |
| 11 | Dana Seals | G | Sr. | Monroe, La. | 3.8 | 1.9 |
| 12 | Rebecca Hayes | F | Sr. | Natchitoches, La. | 2.0 | 0.8 |
| 14 | Shelly Rains | G | Sr. | Burleson, Texas | 2.2 | 0.8 |
| 20 | Christina Ball | G | So. | Bossier City, La. | 5.0 | 1.4 |
| 22 | Annette Jackson | F | Jr. | Brookhaven, Miss. | 9.0 | 4.1 |
| 23 | Barbara Henderson | F | So. | Jonesville, La. | 10.2 | 6.6 |
| 25 | Christy Theiler | G | Fr. | Metairie, La. | 1.0 | 0.3 |
| 30 | Carol Eubanks | G | Fr. | Ponchatoula, Miss. | 0.0 | 0.3 |
| 31 | Nyla Sheperd | F | So. | Mobile, Ala. | 3.1 | 2.8 |
| 32 | Sheila Johnson | C | Jr. | Diboll, Texas | 12.3 | 8.4 |
| 33 | April Delley | C | Sr. | Dallas, Texas | 17.5 | 8.3 |
| 35 | Carla Berry | G | So. | Mobile, Ala. | 0.7 | 0.9 |
| 42 | Kristen Graves | G | So. | Monroe, La. | 1.5 | 0.0 |
| 44 | Wendi Widdle | C | So. | Longview, Texas | 4.5 | 2.3 |

## 1990-91 OVERALL RECORD: 24-7

LSU, fresh off its first and only SEC Tournament championship, was named the No. 2 seed in the Midwest Region in 1991. After a first round bye, the Lady Tigers were eliminated in the second round, 93-73, by 10th-seeded Lamar in Beaumont, Texas.

| NO. | NAME | POS. | CL. | HOMETOWN | PPG | RPG |
|---|---|---|---|---|---|---|
| 10 | Dana Chatman | G | Sr. | Ama, La. | 18.6 | 4.3 |
| 11 | Miriam Farr | G | Fr. | Sulphur, La. | 1.3 | 0.9 |
| 15 | Trekessa Syas | F | Fr. | Lake Charles, La. | 4.0 | 2.4 |
| 20 | Christina Ball | G | Jr. | Bossier City, La. | 4.3 | 1.8 |
| 22 | Annette J.-Lowery | F | Sr. | Brookhaven, Miss. | 14.0 | 5.9 |
| 23 | Barbara Henderson | F | Jr. | Jonesville, La. | 10.3 | 7.2 |
| 30 | Tara Curtis | F | Jr. | Tioga, La. | 6.1 | 3.0 |
| 32 | Sheila Johnson | C | Sr. | Diboll, Texas | 16.0 | 9.2 |
| 33 | Julie Lewis | F | Fr. | Lafayette, La. | 2.0 | 1.3 |
| 35 | Carla Berry | G | Jr. | Mobile, Ala. | 0.7 | 0.9 |
| 42 | Kristen Graves | G | Jr. | Monroe, La. | 0.8 | 0.5 |
| 44 | Wendi Widdle | C | Jr. | Longview, Texas | 6.3 | 3.5 |

## 1996-97 OVERALL RECORD: 25-5

After a five-year hiatus, the Lady Tigers finally made it back to the NCAA Tournament as they were the No. 4 seed at the Mideast Region. In the first round, LSU knocked off Maine, 88-79, and then followed that with a 71-58 second round win over Marquette. LSU was eliminated by Old Dominion, 62-49, in the Sweet 16 in a game played in West Lafayette, Ind.

| NO. | NAME | POS. | CL. | HOMETOWN | PPG | RPG |
|---|---|---|---|---|---|---|
| 4 | Latasha Dorsey | G | So. | Abbeville, La. | 5.4 | 3.2 |
| 5 | Caritas Henry | G | Jr. | Brooklyn, N.Y. | 2.7 | 1.1 |
| 10 | Elaine Powell | G | Sr. | Monroe, La. | 17.9 | 4.5 |
| 11 | Pietra Gay | G/F | Sr. | Brooklyn, N.Y. | 16.4 | 6.0 |
| 12 | Stacey Carter | G | Jr. | Memphis, Tenn. | 1.0 | 0.7 |
| 14 | Ashley Bankston | G | Fr. | Franklinton, La. | 2.7 | 1.3 |
| 22 | Andrea Williams | G | Jr. | Houston, Texas | 0.0 | 0.7 |
| 32 | Chantel Jiles | G | Fr. | Baton Rouge, La. | 0.0 | 0.2 |
| 33 | Aga Cieslak | C | Jr. | Opole, Poland | 2.0 | 2.4 |
| 35 | Celeste Gehring | C | Sr. | American Falls, Idaho | 1.6 | 1.6 |
| 40 | Katrina Hibbert | F | Fr. | Melbourne, Australia | 9.6 | 4.3 |
| 42 | Dayna Kohn | F | Jr. | Baton Rouge, La. | 1.1 | 1.7 |
| 44 | Keia Howell | F | Jr. | Monroe, La. | 6.6 | 5.5 |
| 51 | Toni Gross | C | Sr. | Parsons, Kan. | 14.4 | 6.7 |
| 55 | Candice Porter | F | Fr. | Lake Charles, La. | 1.4 | 0.7 |

## 1998-99 OVERALL RECORD: 22-8

The Lady Tigers returned to the NCAA Tournament for the ninth time as LSU was the No. 4 seed in the Midwest Region. LSU beat Evansville, 78-69, in the first round at home and then rallied from an 8-point deficit with eight minutes left to beat eighth-ranked Notre Dame, 74-64, in the second round in Baton Rouge. Louisiana Tech eliminated the Lady Tigers, 73-52, in the Sweet 16 in a game played in Los Angeles.

| NO. | NAME | POS. | CL. | HOMETOWN | PPG | RPG |
|---|---|---|---|---|---|---|
| 00 | Deidre Spears | G | Fr. | Baton Rouge, La. | 3.3 | 1.3 |
| 3 | Marie Ferdinand | G | So. | Miami, Fla. | 12.3 | 5.2 |
| 4 | Latasha Dorsey | G | Sr. | Abbeville, La. | 12.9 | 3.3 |
| 12 | Angelia Crockett | G | So. | Tallulah, La. | 1.7 | 0.9 |
| 15 | Stacey Newton | F | So. | W.Columbia, S.C. | 1.1 | 0.9 |
| 20 | Kisha James | G | Fr. | Pineville, La. | 4.7 | 1.4 |
| 22 | April Brown | F | So. | Gulfport, Miss. | 7.8 | 5.3 |
| 23 | Detrina White | F | Fr. | Lafayette, La. | 13.1 | 8.2 |
| 25 | Allison Weiner | G | So. | Baton Rouge, La. | 0.0 | 0.0 |
| 32 | Chantel Jiles | G | Jr. | Baton Rouge, La. | 0.2 | 0.2 |
| 34 | Ashley Bankston | G | Jr. | Franklinton, La. | 4.2 | 0.9 |
| 40 | Katrina Hibbert | F | Jr. | Melbourne, Australia | 4.5 | 4.5 |
| 42 | Jamilah Johns | C | Fr. | Starkville, Miss. | 1.8 | 1.6 |
| 55 | Candice Porter | C | Jr. | Lake Charles, La. | 1.6 | 1.8 |

## 1999-00 OVERALL RECORD: 25-7

The Lady Tigers reached the NCAA Tournament for the 10th time, as LSU was seeded third in the East Region. The Lady Tigers played host to the NCAA first and second-round games in the Pete Maravich Assembly Center, defeating Liberty (77-54) and Stephen F. Austin (57-45). The victories allowed LSU to advance to the NCAA Sweet 16 for the third time in four years, and for the sixth time in school history. The Lady Tigers overwhelmed No. 2 seed Duke, 79-66, in the regional semi final at Richmond, Va., to reach the Elite Eight for the second time in school annals. LSU dropped an 86-71 decision to top-seeded Connecticut in the regional final.

| NO. | NAME | POS. | CL. | HOMETOWN | PPG | RPG |
|---|---|---|---|---|---|---|
| 1 | Ke-Ke Tardy | F | Fr. | Jackson, Miss. | 6.0 | 2.0 |
| 3 | Marie Ferdinand | G | Jr. | Miami, Fla. | 17.5 | 4.6 |
| 11 | Danielle Traylor | G | Jr. | Martinsville, Ind. | 1.2 | 0.9 |
| 12 | Angelia Crockett | G | Jr. | Tallulah, La. | 3.5 | 2.0 |
| 20 | Kisha James | G | So. | Pineville, La. | DNP (injury) | |
| 22 | April Brown | F | Jr. | Gulfport, Miss. | 11.9 | 4.8 |
| 23 | DeTrina White | F | So. | Lafayette, La. | 12.0 | 8.8 |
| 25 | Allison Weiner | G | Jr. | Baton Rouge, La. | 0.9 | 0.4 |
| 33 | Kaisha Lymon | C | Fr. | Donaldsonville, La. | 1.0 | 2.0 |
| 34 | Jamie Hawkins | C | Fr. | Bristow, Okla. | 2.9 | 1.4 |
| 40 | Katrina Hibbert | G | Sr. | Melbourne, Australia | 14.2 | 4.2 |
| 42 | Jamilah Johns | C | So. | Starkville, Miss. | 1.1 | 2.0 |
| 55 | Candice Porter | C | Sr. | Lake Charles, La. | 1.8 | 1.6 |



## 2000-01 OVERALL RECORD: 20-11

The Lady Tigers advanced to the NCAA Tournament for the third year in a row and for the fourth time in five years. The No. 6 seed in the Midwest Region hosted by Purdue in West Lafayette, Ind., LSU defeated Arizona State, 83-66, in the first round. Despite rallying from being down by as many as 24 points, the Lady Tigers fell 73-70 to NCAA runner-up Purdue in the second round.

| NO. | NAME | POS. | CL. | HOMETOWN | PPG | RPG |
|---|---|---|---|---|---|---|
| 1 | Ke-Ke Tardy | F | So. | Jackson, Miss. | 9.3 | 4.9 |
| 3 | Marie Ferdinand | G | Sr. | Miami, Fla. | 21.1 | 5.1 |
| 4 | Doneeka Hodges | G | Fr. | New Orleans, La. | 6.9 | 2.4 |
| 5 | Roneeka Hodges | F | Fr. | New Orleans, La. | 8.4 | 4.1 |
| 12 | Angelia Crockett | G | Sr. | Tallulah, La. | 3.0 | 2.4 |
| 15 | Stacey Newton | F | Sr. | West Columbia, S.C. | 1.6 | 1.5 |
| 20 | Kisha James | G | So. | Pineville, La. | 5.8 | 1.9 |
| 22 | April Brown | F | Sr. | Gulfport, Miss. | 11.3 | 4.4 |
| 23 | DeTrina White | C | Jr. | Lafayette, La. | 9.5 | 7.4 |
| 25 | Allison Weiner | G | Sr. | Baton Rouge, La. | 0.4 | .06 |

## 2001-02 OVERALL RECORD: 18-12

LSU advanced to the NCAA Tournament for the fourth straight season with what turned out to be seven healthy players by years end. The Lady Tigers were the No. 6 seed in the West Region hosted by Colorado in Boulder. LSU got past Santa Clara 84-78 in the first round, but fell to host Colorado 69-58 to end the season.

| NO. | NAME | POS. | CL. | HOMETOWN | PPG | RPG |
|---|---|---|---|---|---|---|
| 1 | Ke-Ke Tardy | F | Jr.. | Jackson, Miss. | 9.6 | 4.9 |
| 2 | Temeka Johnson | G | So. | New Orleans, La. | 11.1 | 4.8 |
| 4 | Doneeka Hodges | G | So. | New Orleans, La. | 15.3 | 4.5 |
| 5 | Roneeka Hodges | F | So. | New Orleans, La. | 8.9 | 5.3 |
| 20 | Kisha James | G | Jr. | Pineville, La. | 6.5 | 3.4 |
| 21 | Patty Hanten | G | Jr. | Miami, Fla. | 2.9 | 0.8 |
| 23 | DeTrina White | C | Sr. | Lafayette, La. | DNP (injury) | |
| 31 | Aiysha Smith | C | Jr. | Detroit, Mich. | 15.9 | 7.7 |
| 32 | Scholanda Dorrell | G | Fr. | Miami, Fla. | 10.6 | 4.2 |
| 34 | Wendyln Jones | F | Fr. | Grosnell, Ark. | DNP (injury) | |
| 55 | Tillie Willis | C | Fr. | Atlanta, Ga. | 1.1 | 1.9 |

# NCAA Tournament Teams

## 2002-03 OVERALL RECORD: 30-4

The Lady Tigers were a No. 1 seed in the Field of 64 for the first time. The Lady Tigers were the top team in the West Region and were sent to Eugene, Ore. LSU got past Southwest Texas, 86-50, in the opening round before defeating UW-Green Bay, 80-69, to advance to the Sweet 16 for the first time since 2000. The West Regional Semifinal pitted rivals LSU against Louisiana Tech in Palo Alto, Calif. The Lady Tigers overcame a 17-point defecit to defeat the Lady Techsters, 69-63, to reach the Elite Eight for the third time in school history before falling to No. 2 seed Texas in the Regional Final.

| NO. | NAME | POS. | CL. | HOMETOWN | PPG | RPG |
|---|---|---|---|---|---|---|
| 1 | Ke-Ke Tardy | F | Sr. | Jackson, Miss. | 7.7 | 2.5 |
| 2 | Temeka Johnson | G | Jr. | New Orleans, La. | 10.0 | 5.9* |
| 4 | Doneeka Hodges | G | Jr. | New Orleans, La. | 9.5 | 2.4 |
| 5 | Roneeka Hodges | F | Jr. | New Orleans, La. | 4.4 | 3.4 |
| 20 | Kisha James | G | Sr. | Pineville, La. | 3.0 | 2.8* |
| 22 | Florence Williams | F | So. | Miami, Fla. | 1.3 | 1.3 |
| 23 | DeTrina White | C | Sr. | Lafayette, La. | 8.1 | 6.4 |
| 31 | Aiysha Smith | C | Sr. | Detroit, Mich. | 13.2 | 5.6 |
| 33 | Seimone Augustus | G | Fr. | Baton Rouge, La. | 14.8 | 5.5 |
| 34 | Wendyln Jones | F | Fr. | Grosnell, Ark. | 3.8 | 2.1 |
| 43 | Patty Hanten | G | Sr. | Miami, Fla. | 2.8 | 0.2 |
| 50 | Treynell Clavelle | C | Fr. | Jeanerette, La. | 1.5 | 1.1 |
| 52 | Tillie Willis | C | So. | Atlanta, Ga. | 1.0 | 1.0 |
| 55 | Crystal White | C | So. | Mount Clement, Mich. | 3.2 | 2.2 |

* apg (assists per game)



## 2003-04 FINAL FOUR • OVERALL RECORD: 27-8

In the absence of head coach Sue Gunter due to illness, acting head coach Pokey Chatman led the Lady Tigers into the NCAA Tournament as the No. 4 seed in the West. LSU opened at home with victories over Austin Peay and a feisty Maryland team to advance to the Sweet 16 in Seattle, Wash., and a date with No. 1 seed Texas. LSU defeated Texas, 71-55, and SEC foe Georgia, 62-60, advancing to the NCAA Final Four for the first time in school history. A dramatic 52-50 loss to Tennessee in the national semifinal ended LSU's magical run in the tournament.

| NO. | NAME | POS. | CL. | HOMETOWN | PPG | RPG |
|---|---|---|---|---|---|---|
| 2 | Temeka Johnson | G | Jr. | New Orleans, La. | 12.9 | 8.3* |
| 10 | Khalilah Mitchell | G | Fr. | New Orleans, La. | 2.0 | 2.3 |
| 11 | Amber Long | G | Fr. | Irmo, S.C. | 1.4 | 0.5 |
| 22 | Florence Williams | F | Jr. | Miami, Fla. | 1.7 | 1.2 |
| 24 | Marian Whitfield | G | Fr. | Augusta, Ga. | 0.3 | 0.0 |
| 32 | Scholanda Hoston | G | So. | Miami, Fla. | 8.7 | 2.4 |
| 33 | Seimone Augustus | G | So. | Baton Rouge, La. | 19.5 | 5.9 |
| 34 | Wendlyn Jones | F | So. | Blytheville, Ark. | 6.5 | 5.3 |
| 42 | Hanna Biernacka | F | So. | Sodertalje, Sweden | 4.5 | 3.4 |
| 45 | Doneeka Hodges | G | Sr. | New Orleans, La. | 14.1 | 3.8 |
| 50 | Treynell Clavelle | C | So. | Jeanerette, La. | 3.7 | 3.3 |
| 52 | Tillie Willis | F | Jr. | Atlanta, Ga. | 3.6 | 4.4 |
| 55 | Crystal White | C | Jr. | Mount Clemens, Mich. | 1.6 | 2.1 |

* apg (assists per game)

## 2004-05 FINAL FOUR • OVERALL RECORD: 33-3

Under the direction of National Coach of the Year Pokey Chatman and with the help of Seimone Augustus, the National Player of the Year, and senior point guard Temeka Johnson, the National Point Guard of the Year, LSU advanced to its second straight NCAA Final Four. This time LSU, the No. 1 seed in the Chattanooga Region, defeated No. 16 seed Stetson, No. 9 seed Arizona, No. 13 seed Liberty and No. 2 seed Duke. The Baylor Bears met LSU in the national semifinal and ended the Lady Tigers run at the title.

| NO. | NAME | POS. | CL. | HOMETOWN | PPG | RPG |
|---|---|---|---|---|---|---|
| 2 | Temeka Johnson | G | 5-3 | New Orleans, La. | 10.4 | 7.7* |
| 5 | Erica White | G | 5-3 | Jacksonville, Fla. | 1.5 | 1.0* |
| 10 | Khalilah Mitchell | G | 5-11 | New Orleans, La. | 0.5 | 1.0 |
| 12 | RaShonta LeBlanc | G | 5-7 | Port Authur, Texas | 1.5 | 1.2 |
| 15 | Quianna Chaney | G | 5-11 | Baton Rouge, La. | 4.8 | 0.9 |
| 22 | Florence Williams | F | 6-1 | Miami, Fla. | 2.9 | 2.4 |
| 24 | Marian Whitfield | G | 5-9 | Augusta, Ga. | 1.2 | 1.0 |
| 31 | Sylvia Fowles | C | 6-5 | Miami, Fla. | 11.8 | 9.0 |
| 32 | Scholanda Hoston | G | 5-10 | Miami, Fla. | 8.9 | 2.5 |
| 33 | Seimone Augustus | G | 6-1 | Baton Rouge, La. | 20.1 | 4.6 |
| 34 | Wendlyn Jones | F | 6-1 | Blytheville, Ark. | 4.7 | 5.1 |
| 42 | Hanna Biernacka | F | 6-1 | Sodertalje, Sweden | 1.8 | 1.1 |
| 52 | Tillie Willis | F | 6-3 | Atlanta, Ga. | 3.1 | 3.6 |
| 54 | Ashley Thomas | F | 6-0 | Stone Mountain, Ga. | 1.5 | 1.9 |
| 55 | Crystal White | C | 6-5 | Mount Clemens, Mich. | 1.8 | 2.2 |

* apg (assists per game)

## 2005-06 FINAL FOUR • OVERALL RECORD: 31-4

The Lady Tigers reached the Final Four for the third straight year. LSU was once again a No. 1 seed and defeated No. 16 Florida Atlantic, No. 9 Washington, No. 4 DePaul and No. 3 Stanford to claim the San Antonio Region. Seimone Augustus, the National Player of the Year for the second straight season, was named the regional's Most Outstanding Player.

| NO. | NAME | POS. | CL. | HOMETOWN | PPG | RPG |
|---|---|---|---|---|---|---|
| 5 | Erica White | G | So. | Jacksonville, Fla. | 5.6 | 5.4* |
| 10 | Khalilah Mitchell | G | So. | New Orleans, La. | 1.3 | 1.1 |
| 12 | RaShonta LeBlanc | G | So. | Port Authur, Texas | 3.2 | 3.2* |
| 15 | Quianna Chaney | G | So. | Baton Rouge, La. | 6.1 | 2.2 |
| 22 | Florence Williams | F | Sr. | Miami, Fla. | 6.0 | 3.8 |
| 24 | Marian Whitfield | G | So. | Augusta, Ga. | 1.6 | 0.8 |
| 31 | Sylvia Fowles | C | So. | Miami, Fla. | 15.9 | 11.6 |
| 32 | Scholanda Hoston | G | Sr. | Miami, Fla. | 8.6 | 2.5 |
| 33 | Seimone Augustus | G | Sr. | Baton Rouge, La. | 22.7 | 4.7 |
| 42 | Hanna Biernacka | F | Jr. | Sodertalje, Sweden | 1.3 | 0.7 |
| 44 | Kristen Morris | F | Fr. | Lathrup Village, Mich. | 2.2 | 2.3 |
| 54 | Ashley Thomas | F | So. | Stone Mountain, Ga. | 4.5 | 4.8 |

* apg (assists per game)

## 2006-07 FINAL FOUR • OVERALL RECORD: 30-8

Overcoming a late season adversity, the Lady Tigers reached the Final Four for the fourth straight year. LSU was the No. 3 seed in the Fresno Regional and defeated No. 14 UNC Ashville, No. 11 West Virginia, No. 10 Florida State and No. 1 Connecitcut to win the regional title. All-America center Sylvia Fowles was named the regional's Most Outstanding Player.

| NO. | NAME | POS. | CL. | HOMETOWN | PPG | RPG |
|---|---|---|---|---|---|---|
| 4 | Katie Antony | G | Jr. | Anacoco, La. | 2.9 | 1.5 |
| 5 | Erica White | G | Jr.. | Jacksonville, Fla. | 8.2 | 4.3* |
| 10 | Khalilah Mitchell | G | Jr. | New Orleans, La. | 2.1 | 1.4* |
| 12 | RaShonta LeBlanc | G | Jr. | Port Authur, Texas | 6.1 | 3.1* |
| 15 | Quianna Chaney | G | Jr. | Baton Rouge, La. | 11.8 | 2.8 |
| 22 | Porsha Phillips | F | Fr. | Stone Mountain, Ga. | 3.8 | 2.9 |
| 23 | Allison Hightower | G | Fr. | Arlington, Texas | 6.2 | 2.3 |
| 24 | Marian Whitfield | G | Jr. | Augusta, Ga. | 2.7 | 1.0 |
| 25 | Mesha Williams | F | Jr. | St. Louis, Mo. | 2.8 | 2.4 |
| 31 | Sylvia Fowles | C | Jr. | Miami, Fla. | 16.9 | 12.6 |
| 44 | Kristen Morris | F | So. | Lathrup Village, Mich. | 2.5 | 1.9 |
| 54 | Ashley Thomas | F | Jr. | Stone Mountain, Ga. | 4.7 | 4.0 |

* apg (assists per game)

## 2007-08 FINAL FOUR • OVERALL RECORD: 31-6

For only the second time in NCAA women's basketball history, a school had reached the Final Four for the fifth straight season as the Lady Tigers culminated a 31-6 record in Tampa, Fla. LSU, which won its third SEC regular season title with a perfect 14-0 mark, defeated No. 15 seed Jackson State and No. 7 seed Marist in the NCAA First and Second Rounds in Baton Rouge. The Lady Tigers, the No. 2 seed in the New Orleans Region, topped No. 3 seed Oklahoma State and then upset top-seeded North Carolina, 56-50, in the New Orleans Regional Final. Senior All-American center Sylvia Fowles earned Most Outstanding Player honors after registering a double-double in four of LSU's five NCAA Tournament games.

| NO. | NAME | POS. | CL. | HOMETOWN | PPG | RPG |
|---|---|---|---|---|---|---|
| 1 | Katherine Graham | G | Fr. | Birmingham, Ala. | 1.7 | 1.3 |
| 3 | Latear Eason | G | Fr. | Chicago, Ill. | 0.8 | 0.6* |
| 5 | Erica White | G | Sr. | Jacksonville, Fla. | 7.7 | 4.3* |
| 10 | Khalilah Mitchell | G | Sr. | New Orleans, La. | 2.4 | 1.5* |
| 12 | RaShonta LeBlanc | G | Sr. | Port Arthur, Texas | 6.3 | 3.5 |
| 15 | Quianna Chaney | G | Sr. | Baton Rouge, La. | 14.4 | 3.3* |
| 23 | Allison Hightower | G | So. | Arlington, Texas | 7.1 | 2.5 |
| 24 | Marian Whitfield | G | Sr. | Augusta, Ga | 3.9 | 1.3 |
| 25 | Mesha Williams | C | Sr. | St. Louis, Mo. | 4.1 | 3.4 |
| 34 | Sylvia Fowles | C | Sr. | Miami, Fla. | 17.4 | 10.3 |
| 44 | Kristen Morris | F | Jr. | Lathrup Village, Mich. | 2.5 | 2.8 |
| 54 | Ashley Thomas | F | Sr. | Stone Mountain, Ga. | 5.3 | 4.8 |

* apg (assists per game)

# NCAA Tournament Teams

## 2008-09

**OVERALL RECORD: 19-11**

After losing all five starters from its 2008 Final Four team, LSU's youthful roster put together a five-game winning streak to close the SEC regular season and reach the NCAA Tournament for the 11th straight year. Head coach Van Chancellor might have turned in the finest coaching job of his career. LSU finished tied for second in the SEC despite boasting one of the youngest teams in America. The Lady Tigers defeated Green Bay, 69-59, in the NCAA First Round at the Maravich Center. LSU then gave third-seeded Louisville all it could handle in the second round before falling to the eventual national championship game participants, 62-52.

| NO. | NAME | POS. | HT. | CL./EXP. | HOMETOWN | PPG | RPG |
|---|---|---|---|---|---|---|---|
| 1 | Katherine Graham | G | 5-11 | So./1L | Birmingham, Ala. | 5.3 | 3.3 |
| 3 | Latear Eason | G | 5-8 | So./1L | Chicago, Ill. | 3.4 | 2.1 |
| 11 | Andrea Kelly | G | 5-9 | Jr./JC | Shalimar, Fla. | 4.7 | 1.3 |
| 20 | Destini Hughes | G | 5-10 | Fr./HS | Fort Worth, Texas | 2.3 | 1.7 |
| 22 | Courtney Jones | F | 6-2 | Fr./HS | Midfield, Ala. | 5.3 | 3.3 |
| 23 | Allison Hightower | G | 5-10 | Jr./2L | Arlington, Texas | 14.9 | 4.3 |
| 24 | Ayana Dunning | F/C | 6-3 | Fr./HS | Columbus, Ohio | 5.1 | 4.2 |
| 25 | Swayze Black | F | 6-3 | Fr./HS | Brookhaven, Miss. | 1.6 | 1.2 |
| 41 | Taylor Turnbow | F | 6-2 | Fr./HS | Stone Mountain, Ga. | 2.8 | 2.6 |
| 44 | Kristen Morris | F | 6-2 | Sr./3L | Lathrup Village, Mich. | 6.5 | 4.5 |
| 55 | LaSondra Barrett | F | 6-2 | Fr./HS | Jackson, Miss. | 11.4 | 5.7 |

## 2009-10

**OVERALL RECORD: 21-10**

LSU reached the NCAA Tournament for the 12th straight season led by State Farm Honorable Mention All-American and All-SEC first teamer Allison Hightower. The Lady Tigers finished in a tie for third place during the SEC regular season and drew a seventh seed in the NCAA Tournament. After knocking off 10th-seeded Hartford, 60-39, in the first round, LSU took second-seeded and host Duke to the wire at Cameron Indoor Stadium. The Blue Devils outlasted the Lady Tigers by a score of 60-52.

| NO. | NAME | POS. | HT. | CL./EXP. | HOMETOWN | PPG | RPG |
|---|---|---|---|---|---|---|---|
| 1 | Katherine Graham | G | 5-11 | Jr./2L | Birmingham, Ala. | 8.4 | 5.7 |
| 2 | Jasmine Nelson | F | 6-2 | Jr./JC | New Orleans, La. | 2.8 | 2.8 |
| 3 | Latear Eason | G | 5-8 | Jr./2L | Chicago, Ill. | 3.6 | 1.8 |
| 10 | Adrienne Webb | G | 5-9 | Fr./HS | Madison, Ala. | 4.7 | 1.9 |
| 11 | Andrea Kelly | G | 5-9 | Sr./1L | Shalimar, Fla. - missed season (injury) | | |
| 15 | Bianca Lutley | G | 5-11 | Fr./HS | Pensacola, Fla. | 3.1 | 1.3 |
| 20 | Destini Hughes | G | 5-10 | So./1L | Fort Worth, Texas | 3.3 | 1.4 |
| 22 | Courtney Jones | F | 6-2 | So./1L | Midfield, Ala. | 5.9 | 4.2 |
| 23 | Allison Hightower | G | 5-10 | Sr./3L | Arlington, Texas | 18.2 | 3.5 |
| 24 | Taylor Booze | G | 5-5 | Jr./JC | Carrollton, Texas | 2.4 | 0.8 |
| 25 | Swayze Black | F | 6-3 | So./1L | Brookhaven, Miss. | 2.1 | 2.7 |
| 32 | Erica Williams | G | 5-8 | Jr./TR | Gonzales, La. | 1.3 | 0.9 |
| 35 | Taylor Turnbow | F | 6-2 | So./1L | Stone Mountain, Ga. | 5.2 | 4.6 |
| 55 | LaSondra Barrett | F | 6-2 | So./1L | Jackson, Miss. | 12.8 | 6.6 |

## 2011-12

**OVERALL RECORD: 23-11**

Under the direction of first-year head coach Nikki Caldwell, LSU rode a six-game win streak late in the season to finish fourth in the SEC standings. The Lady Tigers, led by All-SEC forward LaSondra Barrett, reached the SEC Tournament championship game and made a return to the NCAA Tournament after a one-year absence. Playing both of its NCAA Tournament games at home, No. 5 seed LSU beat No. 12 seed San Diego State, 64-56, in the first round before losing to fourth-seeded Penn State, 90-80, in the second round.

| NO. | NAME | POS. | HT. | CL./EXP. | HOMETOWN | PPG | RPG |
|---|---|---|---|---|---|---|---|
| 3 | Bianca Lutley | G | 5-11 | Jr./2L | Pensacola, Fla. | 5.3 | 2.7 |
| 4 | Anne Pedersen | G | 6-1 | Fr./HS | Copenhagen, Den. | injured | |
| 5 | Jeanne Kenney | G | 5-8 | So./1L | Baton Rouge, La. | 5.6 | 2.5 |
| 10 | Adrienne Webb | G | 5-9 | Jr./2L | Madison, Ala. | 9.9 | 3.5 |
| 12 | Krystal Forthan | F | 6-4 | Fr./HS | Portland, Ore. | 5.7 | 3.1 |
| 20 | Destini Hughes | G | 5-10 | Sr./3L | Fort Worth, Texas | 6.9 | 2.6 |
| 22 | Courtney Jones | F | 6-2 | Sr./3L | Midfield, Ala. | 8.9 | 5.8 |
| 23 | Shanece McKinney | F | 6-4 | So./1L | Mobile, Ala. | 1.8 | 1.5 |
| 24 | Theresa Plaisance | F | 6-5 | So./1L | Houma, La. | 4.5 | 1.9 |
| 25 | Swayze Black | F | 6-3 | Sr./3L | Brookhaven, Miss. | 1.7 | 2.2 |
| 35 | Taylor Turnbow | F | 6-2 | Sr./3L | Stone Mountain, Ga. | 3.2 | 2.9 |
| 42 | Sheila Boykin | F | 6-2 | Fr./HS | Los Angeles, Calif. | 1.7 | 1.9 |
| 55 | LaSondra Barrett | F | 6-2 | Sr./3L | Jackson, Miss. | 12.8 | 7.1 |

## 2012-13

**OVERALL RECORD: 22-12**

With a roster stricken by injuries and down to eight players, LSU developed the motto "Eight is Enough" and went on a six-game winning streak with victories over No. 4 Kentucky and a convincing 67-52 victory at No. 14 Texas A&M to close the regular season. Junior forward Theresa Plaisance became the first LSU player to lead the SEC in scoring since Seimone Augustus. The Lady Tigers beat No. 20 Green Bay on their home floor in the first round and then pulled off one of the most remarkable victories in school history to reach the Sweet 16. Without its spirited leader in Jeanne Kenney, who sustained an injury, LSU – with a roster of seven players – knocked off No. 8 Penn State 71-66 before a raucous crowd in the Maravich Center to reach the Sweet 16 for the first time since 2008. The Lady Tigers saw their season come to an end in the Spokane regional semifinal with a 73-63 loss to eventual Final Four participant California.

| NO. | NAME | POS. | HT. | CL./EXP. | HOMETOWN | PPG | RPG |
|---|---|---|---|---|---|---|---|
| 1 | Derreyal Youngblood | C | 6-4 | Fr./HS | Harvey, La. | 2.8 | 2.6 |
| 3 | Bianca Lutley | G | 5-11 | Sr./3L | Pensacola, Fla. | 10.2 | 4.1 |
| 4 | Anne Pedersen | G | 6-1 | Fr./RS | Copenhagen, Denmark | 1.7 | 0.8 |
| 5 | Jeanne Kenney | G | 5-8 | Jr./2L | Baton Rouge, La. | 5.5 | 3.2 |
| 10 | Adrienne Webb | G | 5-9 | Sr./3L | Madison, Ala. | 14.6 | 3.5 |
| 23 | Shanece McKinney | C | 6-4 | Jr./2L | Mobile, Ala. | 4.1 | 3.7 |
| 32 | Danielle Ballard | G | 5-9 | Fr./HS | Memphis, Tenn. | 12.1 | 6.5 |
| 42 | Sheila Boykin | F | 6-2 | So./1L | Los Angeles, Calif. | 1.8 | 2.3 |
| 55 | Theresa Plaisance | F | 6-5 | Jr./2L | New Orleans, La. | 17.0 | 8.3 |

## 2013-14

**OVERALL RECORD: 21-13**

LSU won nine of its first 10 games which included a pair of dramatic victories over Rutgers and Michigan to claim the Barclays Invitational title in New York. The Lady Tigers climbed as high as No. 12 in the polls and began SEC play with a thrilling 80-77 victory over No. 5 Tennessee behind Danielle Ballard's 25 points. After a six-game losing streak to end the regular season, LSU refound its rhythm and used a high-octane offensive attack to set the school's postseason scoring record during an 98-78 win over Georgia Tech in the opening round of the NCAA Tournament. The Lady Tigers had to overcome key injuries to their second and fourth leading scorers - Jeanne Kenney and Raigyne Moncrief - but played with heart, fight, courage and determination to upend No. 7 West Virginia, 76-67, to advance to the NCAA Sweet 16. LSU fell to No. 4 Louisville to conclude its third consecutive season with 20-plus victories under Nikki Caldwell.

| NO. | NAME | POS. | HT. | CL./EXP. | HOMETOWN | PPG | RPG |
|---|---|---|---|---|---|---|---|
| 1 | Derreyal Youngblood | C | 6-4 | So./1L | Harvey, La. | 1.2 | 1.4 |
| 4 | Anne Pedersen | G | 6-1 | So./1L | Copenhagen, Denmark | 2.3 | 1.5 |
| 5 | Jeanne Kenney | G | 5-8 | Sr./3L | Baton Rouge, La. | 11.3 | 3.8 |
| 10 | Jasmine Rhodes | G | 5-10 | Fr./HS | Mobile, Ala. | 2.9 | 2.1 |
| 11 | Raigyne Moncrief | G | 5-10 | Fr./HS | Fort Lauderdale, Fla. | 10.1 | 4.5 |
| 13 | Rina Hill | G | 5-7 | Fr./HS | Nagoya-Shi, Japan | 3.2 | 1.0 |
| 21 | Shanece McKinney | C | 6-4 | Sr./3L | Mobile, Ala. | 7.5 | 4.6 |
| 24 | DaShawn Harden | G | 5-9 | Jr./JC | Olathe, Kan. | 7.2 | 2.4 |
| 32 | Danielle Ballard | G | 5-9 | So./1L | Memphis, Tenn. | 10.7 | 6.9 |
| 42 | Sheila Boykin | F | 6-2 | Jr./2L | Los Angeles, Calif. | 1.6 | 2.3 |
| 55 | Theresa Plaisance | F | 6-5 | Sr./3L | New Orleans, La. | 15.3 | 7.9 |

# 2007-08 SEC Champions

In 2007-08, LSU claimed the program's third outright Southeastern Conference regular season title and did so with a perfect 14-0 league record. The unblemished run through the SEC schedule was the second time in school history the Lady Tigers had achieved the feat and the second time in four seasons.

LSU's second league title in the past three years began on the road with a tough challenge against No. 20/18 Arkansas, but the Lady Tigers quickly put the Lady Razorbacks away with a 76-54 win. Three days later, LSU opened its home league slate with a 62-51 victory over Vanderbilt followed by a decisive blowout of Mississippi State at home, 84-31. The 53-point win broke the largest margin of victory by the Lady Tigers over an SEC opponent in school history.

LSU then took to the road for two crucial games and both went in favor of the Lady Tigers. Following a 79-59 win at No. 25/22 Auburn, LSU ran its SEC record to 5-0 with a 72-46 blowout of Kentucky at Rupp Arena for the program's 700th victory. For 283 consecutive minutes, the Lady Tigers had not trailed until South Carolina took an early lead on LSU on Jan. 31. That 6-4 deficit proved to be short-lived as the Lady Tigers closed the month of January with a 67-37 win to run their record to 6-0.

Two more road wins followed, including a decisive 85-71 win at Florida before a hostile crowd at the Stephen C. O'Connell Center. LSU faced its toughest test to date when the Lady Tigers pulled out a 63-57 road win at No. 24/21 Georgia on Feb. 10. With its record at 9-0, LSU traveled to Knoxville for a showdown with No. 1 Tennessee and what resulted was one of the most thrilling victories in school history.

Down 21-2 eight minutes into the game, No. 7 LSU outscored Tennessee, 76-41, the rest of the game to stun the top-ranked Lady Vols, 78-62. Head coach Van Chancellor then defeated his former Ole Miss team, 78-48, and the Lady Tigers held on for a 52-48 home win to sweep Kentucky on the season series. LSU closed its regular season home schedule by beating Arkansas, 83-46, and the Lady Tigers completed a magical run through the conference schedule with a 69-49 win at Mississippi State to punctuate a 14-0 record.

## 2004-05 SEC Champions

In 2004-05 the LSU Lady Tigers made history, not only by winning the program's first Southeastern Conference title, but by doing it in convincing fashion.

The Lady Tigers completed the SEC schedule unblemished, posting a 14-0 record.

LSU began the conference season with a home game against No. 17 Georgia on national television. The Lady Tigers, ranked No. 1 at the time, handed the Lady Bulldogs a 76-52 loss and took that momentum into Gainesville, Fla., for a date with the Lady Gators.

The Lady Tigers rolled past Florida, 64-47, and then returned home to host both Alabama and Arkansas. LSU handed Alabama a 76-51 loss and defeated Arkansas, 91-45, in impressive fashion.

A trip to Nashville to face Vanderbilt in Memorial Coliseum was next. The Lady Tigers had not had much success when facing the Commodores on their home floor, but this time LSU prevailed, 79-68, over 17th-ranked Vanderbilt.

The end of January had the Lady Tigers return to Baton Rouge to host pesky Auburn. A hard fought 57-52 victory boosted LSU to a 6-0 league mark with eight games left.

A road swing through Mississippi saw the Lady Tigers hand Ole Miss a 82-58 loss and Mississippi State a 67-40 loss.

Those two wins meant a showdown in the Pete Maravich Center between top-ranked LSU at 8-0 in the league and fifth-ranked Tennessee, also with a perfect 8-0 league mark.

The Lady Tigers took care of business in front of the largest home crowd in LSU women's basketball history, defeating the Lady Vols 68-58 on national television.

A 66-36 victory at South Carolina and a 81-58 home victory over Kentucky followed and LSU had 11 league wins, the most in the program's history.

The final three games awaited, including trips to Auburn and Arkansas.

Once again, the Auburn Tigers proved pesky, but LSU prevailed 62-57.

Things were much easier in Fayetteville as LSU rolled to a 90-64 win, clinching at least a share of the league crown for the Lady Tigers.

LSU returned home with a chance to claim the program's first outright league title and a perfect 14-0 record.

Florida stood in the way, but not for long. In front of a crowd of over 10,000 fans, LSU defeated the Lady Gators, 76-52, and the first SEC Champions banner was dropped from the rafters of the PMAC.

## 2005-06 SEC Champions

LSU backed up its 2004-05 Southeastern Conference regular season championship, the first in the program's history, with a successful defense, earning a second straight league title with a 13-1 record in 2005-06.

The Lady Tigers kicked conference play off early with a 66-36 victory at Kentucky on Dec. 18. The title defense was underway.

After a few more non-conference games, including wins at home over Michigan State and South Florida, LSU returned to league play at Auburn.

Visiting the Plains is never an easy thing to do, but the Lady Tigers defeated the Tigers 65-38 to begin conference play with a 2-0 mark.

Home wins over South Carolina and Alabama preceded a thrilling, 65-64, victory in Athens against No. 13 Georgia. That win put LSU in first place with a 5-0 record.

The Lady Tigers returned home to face No. 22 Vanderbilt in the PMAC and a 75-53 victory over the Commodores coupled with a Tennessee loss at Kentucky the same night gave LSU a one-game lead atop the league standings over the Lady Vols.

LSU won at Arkansas and at home against Ole Miss that set up a showdown in Knoxville with Tennessee.

The Lady Tigers pulled off an exciting 72-69 win over the fifth-ranked Lady Vols to take a two-game lead with a 9-0 mark. The win was LSU's first over Tennessee in Knoxville.

Georgia invaded Baton Rouge with revenge on their minds, but LSU upended the Lady Dawgs, 68-61, to move to 10-0 and extend the Lady Tigers' conference win streak to 24 straight games.

LSU rolled into Gainesville in first place in the conference with a two-game lead, but Florida brought the Lady Tigers back into a title race with a 79-78 upset win in overtime.

LSU held a slim one-game lead over Tennessee with three games to play.

A home victory over Arkansas and a win at Alabama secured LSU of at least a tie for the title and earned the Lady Tigers the top seed for the upcoming SEC Tournament, but the program wanted its second straight outright title.

Mississippi State invaded the PMAC for the final home game in the careers of seniors Seimone Augustus, Scholanda Hoston and Florence Williams.

The senior trio did not disappoint, leading LSU to a 62-48 victory and the Lady Tigers second straight SEC regular season championship.

## 1991 SEC Tournament Champions

LSU claimed its first Tournament title in 1991 as the Lady Tigers had one of the most impressive runs in conference tournament history.

Entering the tournament as the No. 4 seed, the Lady Tigers had a first round bye and then beat Kentucky, 96-76, in the second round.

The Lady Tigers, who were ranked No. 12 in the nation, then upset fourth-ranked Georgia, 83-74, in the semifinals.

In the title game, point guard Pokey Chatman scored 30 points, including 16 straight at one point, as the Lady Tigers knocked off third-ranked Tennessee, 80-75.

Chatman was named most valuable player of the tournament, while Sheila Johnson and Annette Jackson-Lowery were named to the all-tournament team.



## 2003 SEC Tournament Champions

The LSU Lady Tigers run through the Southeastern Conference Tournament was something special in 2003. It had been 12 years since LSU had last won a tournament title and the Lady Tigers were hungry for the crown.

Standing in the way of the second seeded and sixth-ranked Lady Tigers in the opening game were the No. 23 Arkansas Lady Razorbacks, a team that had handed LSU its first defeat of the season in Fayetteville earlier during the season.

It would prove to be the closest margin of victory in LSU's run to the title. LSU defeated Arkansas 78-72 thanks to some clutch free throw shooting down the stretch, including Seimone Augustus' two free throws with 19 seconds to play to give the freshman her 21st and 22nd points of the game and LSU a four- point lead.

Four of the five starters for LSU scored in double figures in the opening round victory over Arkansas. In addition to Augustus, Temeka Johnson added 15 points, while Doneeka Hodges and Aiysha Smith both hit for 11 points.

15th-ranked Vanderbilt was the next item on the menu for the Lady Tigers. The Commodores were also a team that had defeated LSU during the regular season. In fact, the defending SEC Tournament champions had knocked off LSU just the week before in Nashville and were playing with a lot of confidence heading into the semifinals of the SEC Tournament.

Vandy had so much confidence in themselves they led by as many as nine in the first half and took a 39-35 lead into the locker room at halftime after shooting 51.7 percent from the floor in the opening 20 minutes of play. LSU did not take its first lead of the game until Seimone Augustus hit a pair or free throws with 17 minutes to play to give the Lady Tigers a 44-43 advantage. The lead went back and forth for most of the second half until LSU closed the game with a 12-2 run in the final four minutes to advance to their second straight SEC Tournament title game.

Augustus took over the game during the final run, scoring 14 of her 20 points in the final four minutes of play. Aiysha Smith led LSU with 21 points, while Temeka Johnson added 12 points and Augustus had nine rebounds to go along with her point total.

The stage was set for the SEC title game, sixth-ranked LSU vs. No. 3 Tennessee for the SEC Championship. It marked a rematch of the 68-65 Lady Vol victory during the regular season in Baton Rouge.

The Lady Tigers took control of the game early, jumping out to a 7-0 lead while taking a 42-25 lead at the break. Tennessee managed to trim the margin down to 13 with 15 minutes to play before the Lady Tigers took the largest lead of the game at 18 with 10 minutes left.

Temeka Johnson took home MVP honors after scoring a career-high 24 points in the victory. She added nine rebounds and seven assists in the win. Aiysha Smith added 18 points, while Seimone Augustus had 12 points and eight rebounds on her way to an all-tournament team selection.

LSU avenged all three of its regular season losses with three wins over three top 25 teams in three days to win the 2003 SEC Tournament Championship.

# THE DEAF DOME

Over the last 17 seasons, the LSU women's basketball team has established the Pete Maravich Assembly Center as one of the toughest road playing sites in not only the Southeastern Conference but the nation.

Since the 1996-97 season, the Lady Tigers have posted a remarkable home record of 240-41 (.854), an average of 14 victories per year.

Dating back to the 2002-03 season when LSU appeared in the NCAA Elite 8 followed by five consecutive NCAA Final Fours, LSU is an impressive 156-31 (.834) inside the friendly confines of the Maravich Center.

LSU has proven to be tough to beat in SEC play in the venue. In conference games, the Lady Tigers are 98-26 (.790) at home over the past 17 years and an astounding 70-19 (.787) over the past 12 seasons.

LSU has secured a 48-21 mark at home versus Top 25 foes over the last 17 years. The Lady Tigers have kncoked off a Top 10 opponent (#8 Penn State • 03/26/13 and #7 West Virginia • 03/25/14) during each of the last two seasons to punch their ticket to the NCAA Sweet 16 which enables the PMAC to back up its claim as one of the nation's most-feared road sites.

In Nikki Caldwell's first season as head coach in 2011-12, LSU increased attendance by over 1,000 more fans than the previous season. Caldwell guided the Lady Tigers to their best home record since the 2008 Final Four season with a 13-4 mark sparked by a flawless 4-0 record against ranked teams during the regular season.

Caldwell's squad followed that up with a 15-3 record in 2012-13 and a 12-4 mark during the 2013-14 season. In three seasons, Caldwell has fueled the Lady Tigers to a 40-11 (.784) mark inside the Maravich Center.

In addition to their success on the court, the Lady Tigers have also played before record crowds.

Over the past 12 seasons, LSU has established 14 of the top 15 crowds in PMAC history, including a record crowd of 15,233 against Tennessee on Feb. 10, 2005. During that span the Lady Tigers have played in front of 10 home crowds of over 10,000 fans.

LSU finished the 2005-06 season ranked 14th in the nation in average home attendance with 6,273 and played in front of five crowds of at least 8,000 people.

In 2004-05, LSU finished 10th in the nation in average home attendance with 7,317 fans per game, by far a record for the Lady Tigers. During that season four crowds of over 10,000 were recorded for games, including the record crowd of 15,233 against Tennessee. LSU ranked third in the SEC and among the top 15 in attendance nationally in 2011-12, averaging 4,315 fans per game and 73,348 total.

LSU rarely gets upset on its home floor. The Lady Tigers are 184-17 (.915) over the last 17 years against unranked teams.

LSU has put together undefeated records at home over non-ranked opponents in 2007-08 (11-0), 2006-07 (11-0), 2005-06 (10-0), 2004-05 (10-0), 2002-03 (8-0), 2001-02 (11-0), 1999-00 (17-0), 1998-99 (11-0) and 1996-97 (11-0).

During the 1999-2000 campaign, the Lady Tigers set a school-record with 17 home victories with their only loss coming at the hands of second-ranked Tennessee.

In 39 years of history at the PMAC, LSU's home court advantage can be compared with the best programs from across the country as the Lady Tigers have close to 80

## PMAC FACTS

**Capacity**
13,215

**All-Time Record**
430-115 (.789)

**Longest Winning Streak**
43 • 02/22/04 to 02/11/07

**Longest Losing Streak**
7 • 1994-95 season

**Largest Single-Game Crowd**
15,233 • #5 Tennessee • 02/10/05



percent of their homes games with a 430-115 overall mark. LSU claimed its 400th all-time Maravich Center victory in Caldwell's first season with a 53-49 victory over Mississippi State on Feb. 9, 2012. LSU has also put together winning streaks of 43, 26, 24 and 22 games at home. The Lady Tigers also have gone undefeated at home four times: 15-0 in 2005-06, 12-0 in 2004-05, and 14-0 in both 1977-78 and 1985-86.

Built in 1971, the PMAC underwent completed renovations prior to the 2005-06 season that included an updated concourse with new concessions, new seats and a new sound system. The concourse features interactive kiosks and displays recognizing the history of LSU basketball, including one exhibit of the late Hall of Fame head coach Sue Gunter. It also houses the plaques of all members of the LSU Athletic Hall of Fame. The capacity is 13,215 following the renovations.

During the summer of 1988, Louisiana Governor Buddy Roemer signed legislation changing the official name of the building to the Pete Maravich Assembly Center in honor of the LSU star who had died tragically earlier that same year.

In addition to the normal basketball-seating configuration, a proscenium stage can be lowered into place at the north end allowing some 4,000 seats for theatrical productions. An additional 1,000 seats can be placed on the floor for graduations, convocations, lectures, concerts or other special events.

The Maravich Center has played host to several famous musical artists over the years, including KISS, Lynyrd Skynyrd, The Rolling Stones, Pink Floyd, Bruce Springsteen & The E Street Band, Def Leppard, Metallica, Guns N' Roses, Garth Brooks and Jimmy Buffett.

Also located in the building is an auxiliary practice gym used for basketball and volleyball practices; home and visitor dressing rooms; coaches dressing rooms, building administration offices; theater dressing rooms; Tiger Athletic Foundation offices; and the "L" Club meeting room with kitchen facilities.

In the summer of 2010, LSU's state-of-the-art basketball practice facility was officially completed and is connected to the PMAC through the Northwest portal. The facility gives both men's and women's teams ample practice room adjacent to their actual game playing floor of the Maravich Center.

The Maravich Center has been the site for both men's and women's NCAA Regional Tournaments, the 1981 SEC Women's Basketball Tournament, the 1988 SEC Men's Basketball Tournament and two SEC Volleyball Tournaments. Since the current NCAA Tournament format began, LSU has played host to the NCAA women's first and second rounds six times since 2004, doing so in 2004, '08, '09, '12, '13 and most recently in 2014. LSU owns a 18-3 record in NCAA Tournament games played in the Maravich Center, including a 8-0 mark in first round contests.

## TOP 15 SINGLE-GAME CROWDS

| | ATT. | OPPONENT | DATE | RESULT |
|---|---|---|---|---|
| 1. | 15,233 | Tennessee | 02/10/05 | LSU 68, Tennessee 58 |
| 2. | 15,217 | Tennessee | 02/23/03 | Tennessee 68, LSU 65 |
| 3. | 14,268 | Auburn | 01/30/05 | LSU 57, Auburn 52 |
| 4. | 13,468 | Arkansas | 02/19/06 | LSU 64, Arkansas 42 |
| 5. | 11,252 | Penn State* | 01/04/03 | LSU 80, Penn State 63 |
| 6. | 10,841 | Vanderbilt | 01/13/08 | LSU 62, Vanderbilt 51 |
| 7. | 10,677 | Ohio State | 12/10/06 | LSU 75, Ohio State 51 |
| 8. | 10,624 | Georgia* | 01/08/05 | LSU 76, Georgia 52 |
| 9. | 10,125 | Florida | 02/27/05 | LSU 76, Florida 52 |
| 10. | 10,074 | Mississippi St. | 02/26/06 | LSU 62, Miss. State 48 |
| 11. | 9,930 | Minnesota* | 01/07/06 | LSU 66, Minnesota 45 |
| 12. | 9,763 | Connecticut | 02/25/08 | UConn 74, LSU 69 |
| 13. | 9,636 | Auburn* | 02/04/01 | Auburn 65, LSU 62 |
| 14. | 9,511 | Baylor | 01/30/06 | LSU 88, Baylor 57 |
| 15. | 9,146 | Tennessee | 02/19/07 | Tennessee 56, LSU 51 |

* - denotes Pack the PMAC game

# Maravich Center Records

## MARAVICH CENTER • YEAR-BY-YEAR

| YEAR | GAMES | RECORD | VS. SEC | VS. NON-SEC |
|---|---|---|---|---|
| 1975-76 | 14 | 7-7 | 0-0 | 7-7 |
| 1976-77 | 11 | 10-1 | 2-0 | 8-1 |
| 1977-78 | 14 | 14-0 | 2-0 | 12-0 |
| 1978-79 | 7 | 5-2 | 2-1 | 3-1 |
| 1979-80 | 15 | 10-5 | 1-0 | 9-5 |
| 1980-81 | 13 | 8-5 | 1-2 | 7-3 |
| 1981-82 | 10 | 6-4 | 2-2 | 4-2 |
| 1982-83 | 14 | 12-2 | 4-1 | 8-1 |
| 1983-84 | 11 | 10-1 | 3-0 | 6-2 |
| 1984-85 | 12 | 8-4 | 2-2 | 7-0 |
| 1985-86 | 14 | 14-0 | 4-0 | 10-0 |
| 1986-87 | 14 | 10-4 | 3-2 | 7-2 |
| 1987-88 | 14 | 11-3 | 4-0 | 7-3 |
| 1988-89 | 13 | 10-3 | 3-2 | 7-1 |
| 1989-90 | 13 | 11-2 | 3-1 | 8-1 |
| 1990-91 | 11 | 9-2 | 3-2 | 6-0 |
| 1991-92 | 14 | 10-4 | 3-2 | 7-2 |
| 1992-93 | 13 | 6-7 | 0-6 | 6-1 |
| 1993-94 | 10 | 5-5 | 1-3 | 4-2 |
| 1994-95 | 14 | 5-9 | 0-6 | 5-3 |
| 1995-96 | 14 | 10-4 | 2-4 | 8-0 |
| 1996-97 | 15 | 14-1 | 5-1 | 9-0 |
| 1997-98 | 14 | 13-1 | 6-1 | 7-0 |
| 1998-99 | 16 | 15-1 | 6-1 | 9-0 |
| 1999-00 | 18 | 17-1 | 6-1 | 11-0 |
| 2000-01 | 14 | 11-3 | 4-3 | 7-0 |
| 2001-02 | 16 | 13-3 | 6-1 | 7-2 |
| 2002-03 | 15 | 14-1 | 6-1 | 8-0 |
| 2003-04 | 17 | 15-1 | 6-1 | 10-0 |
| 2004-05 | 12 | 12-0 | 7-0 | 5-0 |
| 2005-06 | 15 | 15-0 | 7-0 | 8-0 |
| 2006-07 | 15 | 13-2 | 6-1 | 7-1 |
| 2007-08 | 15 | 14-1 | 7-0 | 7-1 |
| 2008-09 | 18 | 11-7 | 5-2 | 6-5 |
| 2009-10 | 16 | 12-4 | 4-4 | 8-0 |
| 2010-11 | 14 | 10-4 | 6-2 | 4-2 |
| 2011-12 | 17 | 13-4 | 6-2 | 7-2 |
| 2012-13 | 18 | 15-3 | 6-2 | 9-1 |
| 2013-14 | 16 | 12-4 | 4-4 | 8-0 |
| **TOTALS** | **545** | **430-115** | **149-64** | **284-51** |

| TEAM | RECORD |
|---|---|
| Alabama | 21-3 |
| Alabama State | 2-0 |
| Alcorn State | 4-0 |
| Arizona | 1-0 |
| Arizona State | 1-0 |
| Arkansas | 14-6 |
| Arkansas-Pine Bluff | 2-0 |
| Auburn | 11-11 |
| Austin Peay | 1-0 |
| Baylor | 2-0 |
| Boise State | 1-0 |
| Butler | 1-0 |
| Cal Poly Pomona | 1-0 |
| Centenary | 3-0 |
| Charleston Southern | 1-0 |
| Connecticut | 0-2 |
| Delaware State | 1-0 |
| Delta State | 4-1 |
| Detroit | 1-0 |
| Drake | 1-0 |
| East Carolina | 1-0 |
| East Tennessee State | 1-0 |
| Evansville | 1-0 |
| Florida | 13-4 |
| Florida Atlantic | 1-0 |
| Florida Gulf Coast | 1-0 |
| Florida State | 2-1 |
| Georgetown | 1-0 |
| George Washington | 1-0 |
| Georgia | 9-5 |
| Georgia Tech | 1-0 |
| Grambling | 4-0 |
| Green Bay | 2-0 |
| Hampton | 1-0 |
| Houston | 4-0 |
| Houston Baptist | 1-0 |

| TEAM | RECORD |
|---|---|
| Howard | 1-0 |
| Indiana State | 1-0 |
| Iowa | 1-0 |
| Jackson State | 9-0 |
| Kansas State | 1-1 |
| Kent State | 2-0 |
| Kentucky | 13-3 |
| Lamar | 4-2 |
| Liberty | 1-0 |
| Long Beach State | 1-0 |
| Louisiana College | 4-1 |
| Louisiana-Lafayette | 14-0 |
| Louisiana-Monroe | 5-0 |
| Louisiana Tech | 6-3 |
| Louisville | 1-1 |
| Maine | 2-0 |
| Marist | 1-0 |
| Marquette | 1-0 |
| Maryland | 1-0 |
| McNeese State | 8-1 |
| Memphis | 1-0 |
| Mercer | 4-0 |
| Michigan | 1-1 |
| Michigan State | 2-0 |
| Middle Tennessee | 3-1 |
| Minnesota | 1-0 |
| Mississippi State | 23-1 |
| Missouri | 2-1 |
| Nebraska | 1-0 |
| New Orleans | 9-4 |
| Nicholls State | 7-0 |
| North Carolina | 1-0 |
| North Carolina A&T | 2-0 |
| North Carolina State | 1-0 |
| North Texas | 2-0 |
| Northwestern | 0-1 |

| TEAM | RECORD |
|---|---|
| Northwestern State | 7-0 |
| Notre Dame | 2-1 |
| Ole Miss | 13-9 |
| Oregon | 1-0 |
| Ohio | 1-0 |
| Ohio State | 2-1 |
| Penn State | 2-1 |
| Prairie View A&M | 4-0 |
| Purdue | 0-1 |
| Rice | 2-0 |
| Richmond | 1-0 |
| Rutgers | 1-0 |
| Saint Joseph's | 1-0 |
| Saint Mary's | 1-0 |
| Samford | 1-0 |
| St. John's | 1-0 |
| Sam Houston State | 2-0 |
| San Diego State | 1-0 |
| SMU | 3-1 |
| South Alabama | 1-0 |
| South Carolina | 12-2 |
| South Florida | 1-0 |
| Southeastern Louisiana | 17-1 |
| Southern | 12-0 |
| Southern Illinois | 0-1 |
| Southern Miss | 4-2 |
| Stephen F. Austin | 3-3 |
| Temple | 1-0 |
| Tennessee | 6-15 |
| Tennessee-Chattanooga | 1-0 |
| Tennessee-Martin | 1-0 |
| Texas | 2-1 |
| Texas A&M | 4-3 |
| TCU | 2-0 |
| Texas-San Antonio | 1-0 |
| Texas Pan-American | 1-0 |

| TEAM | RECORD |
|---|---|
| Texas Southern | 2-0 |
| Texas State | 2-0 |
| Texas Tech | 1-0 |
| Tulane | 15-3 |
| UC Santa Barbara | 1-0 |
| UCF | 1-0 |
| UCLA | 3-0 |
| UNC Asheville | 1-0 |
| UNLV | 2-3 |
| Vanderbilt | 12-3 |
| Virginia Tech | 2-0 |
| Wake Forest | 1-0 |
| West Virginia | 2-0 |
| Western Kentucky | 1-0 |
| Wichita State | 1-0 |
| Xavier (Ohio) | 0-1 |

### NON DIVISION I

| TEAM | RECORD |
|---|---|
| Lynn University | 1-0 |
| Mississippi College | 2-1 |
| Montclair State | 1-0 |
| Oklahoma City | 1-0 |
| Wayland Baptist | 1-0 |
| Valdosta State | 1-0 |

## MARAVICH CENTER • INDIVIDUAL RECORDS

**POINTS**
LSU • 49 • Cornelia Gayden • Jackson State • 02/09/95
OPP • 46 • Deborah Temple • Delta State • 01/18/83

**REBOUNDS**
LSU • 25 • Maree Jackson • Louisiana Tech • 02/01/77
LSU • 25 • Maree Jackson • Louisiana-Monroe • 02/18/77
OPP • 23 • Pam Kelly • Louisiana Tech • 03/07/80

**FIELD GOALS MADE**
LSU • 19 • Maree Jackson • Northwestern State • 02/24/78
OPP • 19 • Deborah Temple • Delta State • 01/18/83

**FIELD GOALS ATTEMPTED**
LSU • 34 • Julie Gross • Alabama, 11/28/78
OPP • 31 • Sheila Ethridge • Louisiana Tech • 03/08/80
OPP • 31 • Deborah Temple • Delta State • 01/18/83

**3-POINT FIELD GOALS MADE**
LSU • 12 • Cornelia Gayden • Jackson State • 02/09/95
OPP • 7 • Erin Shields • Saint Joseph's • 11/10/13
OPP • 7 • Sheila Ethridge • Louisiana Tech • 12/08/90

**3-POINT FIELD GOALS ATTEMPTED**
LSU • 17 • Cornelia Gayden • Georgia, 02/20/93
OPP • 17 • Sheila Ethridge • Louisiana Tech • 12/08/90

**FREE THROWS MADE**
LSU • 18 • Pokey Chatman • Georgia • 02/10/91
OPP • 15 • Lisa McMahon • Lamar • 01/30/95

**FREE THROWS ATTEMPTED**
LSU • 21 • Pokey Chatman • Georgia • 02/10/91
OPP • 21 • Lisa Powell • Alcorn State • 12/14/87

**ASSISTS**
LSU • 15 • Temeka Johnson • Arkansas • 02/12/04
LSU • 15 • Temeka Johnson • Florida • 02/27/05
OPP • 12 • Jennifer White • Louisiana Tech • 01/14/79

**STEALS**
LSU • 10 • Cornelia Gayden • Louisiana-Lafayette • 02/07/95
OPP • 7 • Aline Guidry • McNeese State • 01/30/80
OPP • 7 • Frederica Wills • Louisiana-Lafayette • 02/02/94

**BLOCKS**
LSU • 8 • Dee Dee Franklin • Kentucky • 02/14/89
OPP • 6 • Carolyn Thompson • Texas Tech • 01/02/81

## MARAVICH CENTER • TEAM RECORDS

**POINTS**
LSU • 118 • Northwestern State • 02/19/86
OPP • 108 • Georgia • 02/10/91

**REBOUNDS**
LSU • 70 • Southern, 12/ 6, 1982
LSU • 70 • Louisiana-Lafayette • 01/27/77
OPP • 59 • Tennessee • 01/07/93
OPP • 59 • Alcorn State • 12/14/87

**FIELD GOALS MADE**
LSU • 46 • Northwestern State • 02/19/86
OPP • 42 • Texas • 03/08/80

**FIELD GOALS ATTEMPTED**
LSU • 95 • Alabama • 11/18/78
OPP • 95 • Northwestern State • 02/14/78

**3-POINT FIELD GOALS MADE**
LSU • 12 • Jackson State • 02/09/95
OPP • 12 • Florida Gulf Coast • 12/17/13
OPP • 12 • South Carolina • 01/15/94

**3-POINT FIELD GOALS ATTEMPTED**
LSU • 25 • Southeastern Louisiana • 12/22/09
OPP • 36 • Florida Gulf Coast • 12/17/13
OPP • 36 • Hampton • 11/20/13

**FREE THROWS MADE**
LSU • 34 • McNeese State • 12/21/12
OPP • 28 • Florida • 01/12/14
OPP • 28 • Maine • 03/15/97
OPP • 28 • Lamar • 01/30/95
OPP • 28 • New Orleans • 02/07/84
OPP • 28 • Tennessee • 01/24/77

**FREE THROWS ATTEMPTED**
LSU • 50 • Louisiana-Lafayette • 02/05/96
OPP • 41 • Alcorn State • 12/13/87
OPP • 41 • Alabama • 11/18/78

**ASSISTS**
LSU • 38 • UNC Asheville • 11/23/99
OPP • 25 • Alabama • 01/28/95
OPP • 25 • Tulane • 11/27/79

**STEALS**
LSU • 25 • Louisiana-Lafayette • 11/22/96
OPP • 23 • Texas • 03/08/80

**BLOCKS**
LSU • 17 • Southeastern Louisiana • 02/12/81
OPP • 11 • Texas Tech • 01/02/81
OPP • 11 • Northwestern State • 11/17/80

**MARGIN OF VICTORY**
LSU • 76 • Prairie View • 104-28 • 12/01/95
OPP • 41 • Louisiana Tech • 91-50 • 03/07/80

# Pete Maravich Assembly Center

## LONGEST OVERALL WINNING STREAK

1 • 16 • 01/08/05 (#17 Georgia) to 03/05/05 (vs. #21 Georgia • SEC Tournament)
2 • 15 • 11/22/02 (at Arizona) to 01/16/03 (Kentucky)
2 • 15 • 03/23/96 (vs. Arkansas) to 01/14/97 (Lamar)
4 • 14 • 11/13/05 (at #13 Texas Tech) to 01/12/06 (South Carolina)
4 • 14 • 12/30/07 (New Orleans) to 02/21/08 (Kentucky)

## LONGEST SEC WINNING STREAK

1 • 23 • 01/08/05 (#17 Georgia) to 02/12/06 (#13 Georgia)
2 • 17 • 02/25/07 (Alabama) to 01/11/09 (Alabama)
3 • 7 • 01/23/03 (at Florida) to 02/20/03 (at Ole Miss)
3 • 7 • 02/15/09 (#9 Florida) to 01/07/10 (at Arkansas)
5 • 6 • 01/09/00 (#20 Mississippi State) to 02/06/00 (at #13 Auburn)

## LONGEST HOME WINNING STREAK

1 • 43 • 02/22/04 (Mississippi State) to 02/08/07 (Florida)
2 • 28 • 12/08/76 (Louisiana College) to 01/24/79 (#7 Tennessee)
3 • 17 • 01/09/00 (#20 Mississippi State) to 01/11/01 (Arkansas)
4 • 16 • 02/03/02 (Ole Miss) to 02/15/03 (#20 UC Santa Barbara)
5 • 15 • 01/14/99 (Kentucky) to 12/28/99 (Jackson State)
5 • 15 • 02/13/97 (Southern) to 01/24/98 (#10 Florida)

## LONGEST SEC HOME WINNING STREAK

1 • 21 • 02/22/04 (Mississippi State) to 02/08/07 (Florida)
2 • 9 • 02/25/07 (Alabama) to 01/11/09 (Alabama)
2 • 9 • 02/03/02 (Ole Miss) to 02/13/03 (Alabama)
4 • 7 • 01/09/00 (#20 Mississippi State) to 01/11/01 (Arkansas)

## LONGEST SEC ROAD WINNING STREAK

1 • 11 • 01/08/05 (at Georgia) to 02/09/06 (at Tennessee)
2 • 8 • 01/10/08 (at Arkansas) to 01/08/09 (at Arkansas)

## CONSECUTIVE WINNING SEASONS

**1 • 19 • 1995-96 to present**
2 • 12 • 1980-81 to 1991-92

## 30-WIN SEASONS

6 – 1977-78, 2002-03, 2004-05, 2005-06, 2006-07, 2007-08

## 25-WIN SEASONS

11 • 1976-77, 1977-78, 1985-86, 1996-96, 1999-2000, 2002-03, 2003-04, 2004-05
2005-06, 2006-07, 2007-08

## 20-WIN SEASONS

24 • 1976-77, 1977-78, 1982-83, 1983-84, 1984-85, 1985-86, 1986-87, 1989-90, 1990-91,
1995-96, 1996-97, 1998-99, 1999-2000, 2000-01, 2002-03, 2003-04, 2004-05, 2005-06,
2006-07, 2007-08, 2009-10, 2011-12, 2012-13, 2013-14

## CONSECUTIVE WINS TO START A SEASON

1 • 15 • 2002-03
2 • 14 • 2005-06
3 • 13 • 2004-05
4 • 14 • 1996-97
5 • 12 • 1983-84

## RECORD IN OPENERS

Overall • 32-7 • .821
SEC Openers • 22-10 • .687
At Home • 21-2 • .913

## MOST VICTORIES IN A SEASON

1 • 37 • 1977-78
2 • 33 • 2004-05
3 • 31 • 2005-06
3 • 31 • 2007-08
5 • 30 • 2006-07
5 • 30 • 2002-03

## MOST VICTORIES • TWO SEASONS COMBINED

1 • 66 • 1976-77 & 1977-78
2 • 64 • 2004-05 & 2005-06
3 • 61 • 2005-06 & 2006-07
3 • 61 • 2006-07 & 2007-08

## MILESTONES

| | |
|---|---|
| First Game: | 1975 • Whitworth • L, 64-48 |
| First SEC Game: | 12/17/82 • at Tennessee • L, 83-73 |
| First Win: | 1975 • Louisiana-Lafayette • W, 75-62 |
| 50th Win: | 12/03/77 • at Louisiana-Lafayette • W, 82-50 |
| 100th Win: | 11/27/79 • Tulane • W, 86-56 |
| 200th Win: | 01/11/85 • Oklahoma City • W, 106-64 |
| 300th Win: | 12/05/89 • Houston • W, 88-54 |
| 400th Win: | 02/17/96 • at South Carolina • W, 78-62 |
| 500th Win: | 12/12/00 • Mercer • W, 75-47 |
| 600th Win: | 12/18/04 • at Missouri State • W, 66-54 |
| 700th Win: | 01/27/08 • at Kentucky • W, 72-46 |
| 800th Win: | 11/25/12 • at Florida International • W, 76-69 |

# LSU Athletics Hall of Fame

LSU ATHLETIC HALL OF FAME

**Nominations**
Nominations for the LSU Athletics Hall of Fame are accepted each fall. Nomination forms may be obtained by calling (225) 578-3600, or may be downloaded at LSUsports.net/nominations.

Four LSU women's basketball members hold the prestigious distinction of being LSU Athletic Hall of Famers – Seimone Augustus, Dana "Pokey" Chatman, Marie Ferdinand-Harris and the late Sue Gunter.

The LSU Athletics Hall of Fame showcases the finest student-athletes and coaches to wear the Purple and Gold. To be eligible for the LSU Hall of Fame in the Athlete category, an individual must have earned a college degree and gained national distinction through superlative performance. Hall of Fame candidates must also have established a personal reputation for character and citizenship.

To be eligible in the Coach/Administrator category, the individual must have made significant contributions to LSU Athletics and gained national distinction through exceptional accomplishments in his or her field of expertise while establishing an image that reflects favorably upon the University. The LSU Athletics Hall of Fame presently includes 127 members.

**Plaques of the 127 LSU Athletic Hall of Fame members are enshrined on the concourse of the Pete Maravich Assembly Center.**

## Seimone Augustus
### Class of 2011

Augustus was inducted into the Hall of Fame in September 2011, adding another accolade to an already illustrious career that includes National Player of the Year, Olympic gold medalist, WNBA champion and WNBA Finals MVP honors.

## Dana "Pokey" Chatman
### Class of 1999

Pokey Chatman was inducted in 1999 after a terrific career from 1998-91.




## Marie Ferdinand-Harris
### Class of 2007

Marie Ferdinand-Harris received the distinction of LSU Athletic Hall of Famer on September 25, 2007.

## Sue Gunter
### Class of 2010

The legendary Sue Gunter was inducted posthumously into the LSU Athletic Hall of Fame on April 24, 2010.

# SEIMONE AUGUSTUS

## *National Player of the Year*

Seimone Augustus completed her LSU career as the most decorated player in program history. The Baton Rouge native was named the 2004-05 consensus National Player of the Year as a junior, earning the Wade Trophy, the Naismith Award, the John R. Wooden Award, the Honda Award and the Victor Award. She was also named the Player of the Year by the United States Basketball Writers Association and the Associated Press. She followed that up with an even more impressive senior campaign and repeated as the National Player of the Year, receiving the Wade Trophy, the Naismith Award, the John R. Wooden Award, the Honda Award and the Senior C.L.A.S.S. Award as well as being named the Player of the Year by the Associated Press. Augustus finished her career as the second-leading scorer in LSU history with 2,702 points. She also set the NCAA record for double figure scoring games, reaching double figures in 132 of her 140 games. As a senior, Augustus led the nation in scoring with a 22.7 points per average clip after scoring 20.1 points per game as a junior.

# SUE GUNTER
# POKEY CHATMAN

## *National Coach of the Year*

In Sue Gunter's first season as head coach of the Lady Tigers in 1982-83, she received the National Coach of the Year honor from the Basketball News. Gunter guided LSU to a 20-7 record and posted a 6-2 mark in the Southeastern Conference. LSU was ranked as high as No. 17 during the season. Then first-year head coach Pokey Chatman, who guided the Lady Tigers to a 33-3 overall record, the first Southeastern Conference regular season title in the program's history, and a second straight trip to the NCAA Final Four, received the 2004-05 National Coach of the Year honor from the United States Basketball Writers Association, the Women's Basketball Coaches Association, the Black Coaches Association and Naismith. During Chatman's first season, LSU was ranked No. 1 in the nation for 11 weeks and earned a No. 1 seed in the NCAA Tournament. Chatman's Lady Tigers also posted a perfect 14-0 record in the SEC and went 12-0 inside the Pete Maravich Center. LSU put together win streaks of 12 straight and a school-record 16 games during the season.

# WBCA All-Americans




## JULIE GROSS

### *Forward • 6-2 • Tatura, Australia • 1978*

Julie Gross became LSU's first State Farm All-American when she earned the honor following her sophomore season in 1978 after averaging 20.7 points and 11.5 rebounds for the Lady Tigers. She was also named honorable mention All-American by the Basketball News in 1980 when she averaged 17.6 points and 9.5 rebounds. Gross finished her career as the all-time leading rebounder in LSU history with 1,466 rebounds and was second on the all-time scoring list with 2,488 points. Today, Gross ranks as the second leading rebounder in school history and third in that category in SEC history.




# JOYCE WALKER

## *Guard • 5-8 • Seattle, Wash. • 1983, 1984*

Joyce Walker holds the distinction of being the first player in LSU history to be named to the prestigous State Farm All-America team twice. Walker, considered by many to be one of the best players in SEC history, was a three-time selection to the Basketball News All-America team. Walker, the third leading scorer in SEC history with 2,906 points (24.8 ppg) was selected to both the State Farm and Basketball News in 1983 after averaging 27.6 points a game. In 1982, her first year as an All-American, Walker was named to the Basketball News All-America Team, while in 1984 she was named to the State Farm, Basketball News and JC Penney All-America teams. When her career was completed, Walker was the only player in LSU history to rank in the school's top 10 in scoring, rebounding, assists, steals, and blocked shots. Currently, Walker is the all-time leading scorer, 12th in rebounding, fifth in assists, second in steals and 11th in blocked shots. In the summer of 1997, Walker was elected to the Louisiana Sports Hall of Fame.




# POKEY CHATMAN

*Guard • 5-5 • Ama, La. • 1991*

Pokey Chatman capped her career at LSU by earning State Farm, Basketball Weekly and United States Basketball Writer's Association All-America honors following her senior season in 1991. During the 1991 season, Chatman scored 576 points (18.6 ppg) and dished out 157 assists (5.1 apg). Chatman is the sixth all-time leading scorer in school history with 1,826 points. She is also LSU's all time leader in steals (346) and sits second in assists (570). During her four years at LSU, Chatman started all but one game and set 20 school records. She also led the Lady Tigers to their first-ever SEC Tournament title in 1991. Chatman was named MVP of the 1991 SEC Tournament.




# MARIE FERDINAND

## *Guard • 5-9 • Miami, Fla. • 2001*

One of the most explosive guards to ever play at LSU, Miami native Marie Ferdinand earned 2001 State Farm and Women's Basketball Journal All-America honors and was a unanimous coaches poll first-team All-SEC selection. The Louisiana Player of the year, she was also a finalist for the Naismith Award and the ESPN the Magazine Shooting Guard of the Year Award. For her career, Ferdinand averaged 13.7 points and 4.1 rebounds a game. In 2000, she led the Lady Tigers to the Elite Eight, averaging team-highs in points, assists and steals. She was named to the 2000 NCAA East Regional all-tournament team. Ferdinand also made an impact in international play in the summer of 2000, helping lead the U.S. Women's Select Team to a gold medal at the Jones Cup Tournament in Taipei, Taiwan.

# WBCA All-Americans

## SEIMONE AUGUSTUS

### *Guard • 6-2 • Baton Rouge, La. • 2004, 2005, 2006*

Seimone Augustus' career at LSU was one of the greatest in SEC history. In each of her four years, the Baton Rouge native received All-America honors, including becoming LSU's only three-time State Farm recipient, earning the honors in 2004, 2005 and 2006. In her first season in 2003, Augustus was named the National Freshman of the Year and a Freshman All-American. As a junior she was named the 2004-05 consensus National Player of the Year, earning the Wade Trophy, the Naismith Award, the John R. Wooden Award, the Honda Award and the Victor Award. She was also named the Player of the Year by the United States Basketball Writers Association and the Associated Press. She followed that up with a even more impressive senior campaign and repeated as the National Player of the Year, receiving the Wade Trophy, the Naismith Award, the John R. Wooden Award, the Honda Award and the Senior C.L.A.S.S. Award as well as being named the Player of the Year by the Associated Press. Augustus finished her career as the second leading scorer in LSU history with 2,702 points. She also set the NCAA record for double figure scoring games, reaching double figures in 132 of her 140 games. As a senior, Augustus led the nation in scoring with 22.7 points per game. In 2010, Augustus became the first woman in LSU Athletics history to have her jersey retired. A year later, she was inducted into the LSU Athletic Hall of Fame in September 2011.




# SYLVIA FOWLES

## *Center • 6-6 • Miami, Fla. • 2007, 2008*

Sylvia Fowles ended her four-year career as arguably the most dominant center in LSU history and one of the top centers in the history of the Southeastern Conference. Fowles, who was a member of four NCAA Final Four teams, earned State Farm All-America honors twice in her career. As a junior, she posted 16.9 points and 12.6 rebounds per game and followed that up with a senior season of 17.4 points and 10.3 rebounds per game. In 2006-07, Fowles earned All-America honors from the United States Basketball Writers Association, John R. Wooden Award and ESPN.com and was a second-team Associated Press All-American. In 2007-08, the Miami, Fla., native was named SEC Player of the Year and WBCA Defensive Player of the Year while becoming a consensus first-team All-American. When her career was finished, she shattered the SEC record for double-doubles (86) and career rebounds (1,570) while ranking fifth in league history in blocked shots (321).

# All-Americans

## Maree Jackson

**Center, 6-2 • Albury, Australia • Basketball News - 1978**

Maree Jackson became LSU's first Basketball News All-American in 1978 when she was named to the team following her sophomore season. As a sophomore, Jackson scored 1,021 points (25.5 ppg) and grabbed 539 rebounds (13.5 rpg). The 1,021 points and 539 rebounds are the most in both SEC and LSU history for one season. In just two seasons with the Lady Tigers, Jackson scored 1,852 points which places her third on the all-time scoring list. She also finished her career as the second-leading rebounder in LSU history with 1,032 rebounds. For her career, Jackson averaged 26.4 points a game, which still stands as the SEC record.

## Renee Moran

**Guard, 5-9 • Pearl River, La.• Basketball News - 1980**

Rene Moran was a third team selection on the Basketball News All-America team in 1980. During that season, Moran led the Lady Tigers in scoring with a 21.6 average. Moran, who transferred to LSU from Southeastern Louisiana, played only two seasons with LSU. A year after earning All-America honors, Moran injured her knee two weeks before the start of the 1980-81 season and never played again. She finished her career at LSU with 1,023 points and 304 rebounds

## Alisha Jones

**Center, 6-3 • Wiggins, Miss. • Freshman All-American - 1984**

Alisha Jones became LSU's first national Freshman All-American when she earned the honor after averaging 12.5 points and 7.9 rebounds per game to help lead the Lady Tigers during the 1983-84 season. The Basketball News recognized the 6-3 post player with the All-America honor after she hit 55.4 percent of her field goals and 73.3 percent of her free throws. She scored in double figures in 20 of the 29 games played, including a 19 point-11 rebound performance against Georgia in the SEC Tournament semifinals.

## Cornelia Gayden

**Guard, 5-9 • Bogue Chitto, Miss. • WBKB News - 1995 • AP - 1995**

Cornelia Gayden had perhaps one of the best all-around seasons in school history as a senior as she was named second team All-America by the Women's Basketball News Service and third team All-America by the Associated Press in 1995. Gayden, who averaged 25.8 points and 8.4 rebounds as a senior, was also a finalist for AP Player of the Year. During her senior season, Gayden set an NCAA record by hitting 12 3-pointers against Jackson State. In that same game, Gayden scored a school-record 49 points and became the NCAAs all-time leader in 3-point goals. Gayden capped her career with NCAA records in 3-point goals (337) and 3-point goals attempted (875). Gayden is the third leading scorer in LSU history with 2,451 points and the eighth leading scorer in SEC history. Gayden was a three-time All-SEC selection.

## LaTasha Dorsey

**Guard, 5-7 • Abbeville, La. • Defensive All-American - 1999**

Latasha Dorsey had an outstanding senior season for the Lady Tigers as she led LSU to the Sweet 16 at the NCAA Tournament and was named a first team Defensive All-American by the Women's Basketball Journal. As a senior, Dorsey ranked third in the SEC with 2.5 steals a contest. She also averaged 12.9 points and 4.2 assists a contest. Dorsey completed her LSU career with more post-season appearances (12) than any player, male or female, in school history. In addition, Dorsey won 29 SEC games in her LSU career, also a school record. Dorsey finished her career with 1,054 points which ranks 14th in school history, while she ranks third all-time in steals and fifth in assists.

## DeTrina White

**Forward, 5-11 • Lafayette, La. • Freshman All-American - 1999**

DeTrina White finished her first year at LSU with more honors than any other freshman in LSU history. Highlighting White's list of honors was being named National Freshman of the Year by the Women's Basketball News Service, a first for an LSU player. White was also named first team Freshman All-America by both the Women's Basketball News Service and the Women's Basketball Journal. In addition, she was voted the Freshman of the Year in the SEC by the Associated Press. White finished her first season averaging 13.1 points and 8.2 rebounds a contest. White led the SEC with 11 double-double games.

## Angelia Crockett

**Guard, 5-11 • Tallulah, La. • Defensive All-American - 2001**

One of the Lady Tigers most steady and unselfish players, Tallulah native Angelia Crockett became the second LSU player to ever earn first team Defensive All-America honors from the Women's Basketball Journal. In her senior year, the point guard blocked 10 shots and was ranked seventh in the SEC in assist-to-turnover ratio. She also averaged 3.0 points and 2.4 rebounds a game. In her four years at LSU, Crockett helped lead the Lady Tigers to four national tournaments, including three straight NCAA Tournament appearances, runs through to the Elite Eight and Sweet 16 and a WNIT appearance.

## Temeka Johnson

**Guard, 5-3 • New Orleans, La.**
**USBWA - 2005 • Lieberman Award - 2005**

Temeka Johnson, one of the best point guards in Southeastern Conference history, earned All-America honors from the United States Basketball Writers Association and was a second-team honoree by the Associated Press. Johnson, who won the Nancy Lieberman Award as the nation's top point guard, averaged 10.4 points and led the SEC with 7.7 assists per game. She finished her career tops in the SEC and fifth in NCAA history with 945 assists. She also ended her career as the only player in LSU history to collect at least 1,000 points, 500 assists and 500 rebounds. Johnson finished with 1,426 points, 945 assists and 527 rebounds and holds every assist record in school history.

## Allison Hightower

**Guard • 5-10 • Arlington, Texas**
**Lowe's Senior CLASS Second Team – 2010**
**State Farm Honorable Mention – 2009, 2010**
**Associated Press Honorable Mention – 2010**

One of the hardest working players in the history of the program, Allison Hightower earned second-team All-America honors from the Lowe's Senior CLASS Award in 2010 while also being an honorable mention by State Farm and the Associated Press. Hightower finished her career as the 13th all-time leading scorer in school history with 13.3 points and her 89 career blocks were the most by a guard in school history. Hightower was a finalist for the John Wooden Award and Naismith Trophy after averaging 18.2 points as a senior in 2009-10.

# NATIONAL HONORS

### NATIONAL PLAYER OF THE YEAR

| | |
|---|---|
| 2005 | Seimone Augustus • AP, John R. Wooden Award, Naismith Award |
| | Seimone Augustus • United States Basketball Writers Assocation |
| | Seimone Augustus • Wade Trophy, Honda Award, Victor Award |
| 2006 | Seimone Augustus • AP, John R. Wooden Award, Naismith Award |
| | Seimone Augustus • Wade Trophy, Honda Award |

### LIEBERMAN AWARD • NATION'S TOP POINT GUARD

| | |
|---|---|
| 2005 | Temeka Johnson |

### SENIOR CLASS AWARD • NATION'S TOP SENIOR

| | |
|---|---|
| 2006 | Seimone Augustus |

### WBCA COACHES ALL-AMERICA 1st TEAM FORMERLY KODAK, STATE FARM

| | |
|---|---|
| 1978 | Julie Gross |
| 1983 | Joyce Walker |
| 1984 | Joyce Walker |
| 1991 | Pokey Chatman |
| 2001 | Marie Ferdinand |
| 2004 | Seimone Augustus |
| 2005 | Seimone Augustus |
| 2006 | Seimone Augustus |
| 2007 | Sylvia Fowles |
| 2008 | Sylvia Fowles |

### OTHER ALL-AMERICA HONORS

| | |
|---|---|
| 1978 | Maree Jackson • Basketball News |
| 1980 | Rene Moran • Basketball News (3rd Team) |
| | Julie Gross • Basketball News (Honorable Mention) |
| 1982 | Joyce Walker • Basketball News |
| 1983 | Joyce Walker • Basketball News |
| 1984 | Joyce Walker • Basketball News, JC Penny |
| 1991 | Pokey Chatman • Basketball Weekly (2nd Team) |
| | Pokey Chatman • USBWA |
| 1995 | Cornelia Gayden • Women's Basketball News Service (2nd Team) |
| | Cornelia Gayden • Associated Press (3rd Team) |
| 2000 | Marie Ferdinand • Women's Basketball Journal (3rd Team) |
| 2001 | Marie Ferdinand • Women's Basketball Journal (2nd Team) |
| | Marie Ferdinand • AP (2nd Team), WomensCollegeHoops.com (Honorable Mention) |
| 2002 | Temeka Johnson • AP (Honorable Mention) |
| | Temeka Johnson • WomensCollegeHoops.com (Honorable Mention) |
| 2003 | Temeka Johnson • AP (Honorable Mention) |
| | Temeka Johnson • WomensCollegesHoops.com (Honorable Mention) |
| | Seimone Augustus • AP (3rd Team), Basketball Times (2nd Team) |
| | Seimone Augustus • Women's Basketball Magazine (3rd Team) |
| | Seimone Augustus • WomensCollegeHoops.com (Honorable Mention) |
| 2004 | Seimone Augustus • AP (3rd Team) |
| | Temeka Johnson • AP (Honorable Mention) |
| 2005 | Seimone Augustus • AP (1st Team), USBWA (1st Team) |
| | Temeka Johnson • AP (2nd Team), USBWA (1st Team) |
| | Sylvia Fowles • AP (Honorable Mention) |
| 2006 | Seimone Augustus • AP (1st Team), USBWA (1st Team) |
| | Sylvia Fowles • AP (3rd Team) |
| 2007 | Sylvia Fowles • USBWA (1st Team), John Wooden Award |
| | Sylvia Fowles • AP (2nd Team), ESPN.com (1st Team) |
| 2008 | Sylvia Fowles • USBWA (1st Team), John Wooden Award |
| | Sylvia Fowles • AP (1st Team), ESPN.com (1st Team) |
| 2010 | Allison Hightower • AP (Honorable Mention), Senior CLASS (2nd Team) |

### FRESHMAN ALL-AMERICA

| | |
|---|---|
| 1981 | Rhonda Hawthorne • Basketball News (3rd Team) |
| 1984 | Alisha Jones • Basketball News (1st Team) |
| 1999 | DeTrina White • Women's Basketball News Service (1st Team) |
| | DeTrina White • WBKB Journal (1st Team) |
| 2001 | Roneeka Hodges • WomensCollegeHoops.com (Honorable Mention) |
| 2003 | Seimone Augustus • USBWA (1st Team) |
| | Seimone Augustus • Women's Basketball Magazine (1st Team) |
| 2013 | Danielle Ballard • Full Court Magazine (3rd Team) |

### DEFENSIVE ALL-AMERICA

| | |
|---|---|
| 1999 | Latasha Dorsey • Women's Basketball Journal (1st Team) |
| 2001 | Angela Crockett • Women's Basketball Journal (1st Team) |

### ACADEMIC ALL-AMERICA

| | |
|---|---|
| 1984 | Madeline Doucet • 3.20 Community Health (3rd Team) |
| 1985 | Madeline Doucet • 3.60 Community Health (3rd Team) |

### NATIONAL FRESHMAN OF THE YEAR

| | |
|---|---|
| 1999 | DeTrina White • Women's Basketball News Service |
| 2003 | Seimone Augustus • US Basketball Writers Association, GBallMag.com, |
| | Seimone Augustus • The Basketball Times, womenscollegehoops.com |

### NATIONAL COACH OF THE YEAR

| | |
|---|---|
| 1983 | Sue Gunter • Basketball News |
| 2005 | Pokey Chatman • USBWA, Naismith Award, Victor Award |
| | Pokey Chatman • Russell/Women's Basketball Coaches Association |

### NATIONAL PLAYERS OF THE WEEK

| | |
|---|---|
| 1997 | Elaine Powell • 02/26 |
| 1999 | Latasha Dorsey • 01/31 |
| | Katrina Hibbert • 02/21 |
| 1999 | Latasha Dorsey • 01/31 |
| 2000 | Marie Ferdinand • 12/06 |

AP - Associated Press; USBWA - United States Basketball Writers Association

# INTERNATIONAL HONORS

### LSU PLAYERS ON INTERNATIONAL TEAMS

| | |
|---|---|
| 1981 | Joyce Walker • Jones Cup Team |
| 1982 | Joyce Walker • U.S. National Team |
| | Madeline Doucet • Junior National Team, Sports Festival |
| 1983 | Joyce Walker • World University Games |
| 1984 | Joyce Walker • U.S. Olympic Team |
| | Madeline Doucet • Olympic Trials |
| | Gert Scott • Olympic Trials |
| 1985 | Alisha Jones • National Sports Festival |
| | Jeanetta Burns • National Sports Festival |
| | Gert Scott • National Sports Festival |
| 1988 | Pokey Chatman • ABA-USA Junior National Team |
| 1989 | Pokey Chatman • World University Games |
| 1990 | Pokey Chatman • USA Select Team |
| | Barbara Henderson • Sports Festival South Team |
| 1992 | Pokey Chatman • Olympic Trials |
| 1995 | Cornelia Gayden • World University Games |
| 2000 | Marie Ferdinand • Select Team; Jones Cup Gold Medal |
| 2001 | Aiysha Smith • National Team (alternate) |
| 2003 | Seimone Augustus • World Championship for Young Women |
| | Seimone Augustus • Gold Medal Team (MVP) |
| | Temeka Johnson • World Championship for Young Women, Gold Medal Team |
| 2003 | Seimone Augustus • USA Basketball Female Athlete of the Year |
| 2005 | Seimone Augustus • World University Games Gold Medal Team |
| | Sylvia Fowles • World University Games Gold Medal Team |
| | Pokey Chatman • Assistant Coach • World University Games Gold Medal Team |
| 2006 | Erica White • USA U20 National Team |
| | Seimone Augustus • USA Senior National Team |
| 2007 | Sylvia Fowles • USA Senior National Team |
| | Seimone Augustus • USA Senior National Team |
| 2008 | Sylvia Fowles • USA Senior National Team - Beijing Olympics |
| | Seimone Augustus • USA Senior National Team - Beijing Olympics |
| 2009 | LaSondra Barrett • USA FIBA U19 World Championship Gold Medal Team |
| 2010 | Theresa Plaisance • USA U18 National Gold Medal Team |
| | Sylvia Fowles • USA Senior National Team |
| | Sylvia Fowles • FIBA World Championship Gold Medal |
| 2012 | Sylvia Fowles • USA Senior National Team - London Olympics |
| | Seimone Augustus • USA Senior National Team - London Olympics |
| 2013 | Theresa Plaisance • USA World University Games Gold Medal Team (Russia) |
| 2014 | Seimone Augustus • USA Senior National Team |
| | Seimone Augustus • FIBA World Championship Gold Medal |

# LSU Honor Roll

## SEC HONORS

### ALL-SEC

| | |
|---|---|
| 1982 | Joyce Walker |
| 1983 | Joyce Walker |
| 1984 | Joyce Walker |
| | Madeline Doucet |
| 1985 | Alisha Jones |
| 1986 | Alisha Jones |
| 1987 | Lesa Thornton |
| 1988 | Patricia Woods (Second Team) |
| | Karen Linder (Second Team) |
| 1989 | Pokey Chatman |
| | Patricia Woods |
| 1990 | Pokey Chatman |
| | Sheila Johnson (Second Team) |
| 1991 | Pokey Chatman |
| | Sheila Johnson |
| 1992 | Barbara Henderson |
| 1993 | Cornelia Gayden |
| 1994 | Cornelia Gayden |
| 1995 | Cornelia Gayden |
| 1996 | Elaine Powell |
| | Pietra Gay (Second Team) |
| 1997 | Elaine Powell |
| | Pietyra Gay |
| | Toni Gross (Second Team) |
| | Sue Gunter (Coach of the Year) |
| 1998 | Katrina Hibbert |
| 1999 | Katrina Hibbert (Coaches) |
| | DeTrina White (Second Team) |
| | Latasha Dorsey (Second Team) |
| 2000 | Marie Ferdinand |
| | Katrina Hibbert (Coaches) |
| | DeTrina White (Second Team) |
| 2001 | Marie Ferdinand |
| 2002 | Aiysha Smith |
| | Doneeka Hodges (Second Team) |
| 2003 | Seimone Augustus (Second Team |
| | Aiysha Smith (Honorable Mention) |
| | Temeka Johnson (Honorable Mention) |
| 2004 | Seimone Augustus |
| | Temeka Johnson |
| | Doneeka Hodges (Second Team) |
| 2005 | Seimone Augustus |
| | Temeka Johnson |
| | Sylvia Fowles (Second Team) |
| 2006 | Seimone Augustus |
| | Sylvia Fowles |
| 2007 | Sylvia Fowles |
| | Quianna Chaney (Second Team) |
| 2008 | Sylvia Fowles |
| | Quianna Chaney |
| | Erica White (Second Team) |
| 2009 | Allison Hightower |
| 2010 | Allison Hightower |
| | LaSondra Barrett (Second Team) |
| 2011 | LaSondra Barrett |
| 2012 | LaSondra Barrett |
| 2013 | Theresa Plaisance |
| | Adrienne Webb (Second Team) |
| 2014 | Theresa Plaisance |

### SEC PLAYER OF THE YEAR

| | |
|---|---|
| 2005 | Seimone Augustus • AP & Coaches |
| 2006 | Seimone Augustus • AP & Coaches |
| 2008 | Sylvia Fowles • AP & Coaches |

### SEC DEFENSIVE PLAYER OF THE YEAR

| | |
|---|---|
| 2008 | Sylvia Fowles |

### SEC SIXTH WOMAN OF THE YEAR

| | |
|---|---|
| 2005 | Sylvia Fowles |
| 2008 | Allison Hightower |

### SEC FRESHMAN OF THE YEAR

| | |
|---|---|
| 1999 | DeTrina White • AP |
| 2003 | Seimone Augustus • AP & Coaches |
| 2009 | LaSondra Barrett • AP & Coaches • Co-Freshman |

### SEC COACH OF THE YEAR

| | |
|---|---|
| 1997 | Sue Gunter • AP & Coaches |
| 1999 | Sue Gunter • AP & Coaches |
| 2005 | Pokey Chatman • AP & Coaches |
| 2008 | Van Chancellor • AP & Coaches |

### SEC ALL-TOURNAMENT TEAM

| | |
|---|---|
| 1982 | Joyce Walker |
| 1983 | Joyce Walker |
| 1984 | Joyce Walker |
| 1986 | Alisha Jones |
| 1991 | Pokey Chatman • MVP |
| | Annette Jackson-Lowery |
| | Sheila Johnson |
| 1996 | Pietra Gay |
| 2002 | Temeka Johnson |
| 2003 | Temeka Johnson • MVP |
| | Seimone Augustus |
| 2005 | Seimone Augustus |
| | Temeka Johnson |
| 2006 | Seimone Augustus |
| | Sylvia Fowles |
| 2007 | Sylvia Fowles |
| | RaShonta LeBlanc |
| | Erica White |
| 2012 | LaSondra Barrett |
| | Adrienne Webb |

### SEC ALL-FRESHMAN TEAM

| | |
|---|---|
| 2007 | Allison Hightower |
| 2009 | LaSondra Barrett |
| 2013 | Danielle Ballard |
| 2014 | Raigyne Moncrief |

### SEC PLAYER OF THE WEEK

| | |
|---|---|
| 1984-85 | Alisha Jones • 01/21 |
| 1987-88 | April Delley • 02/09 |
| 1988-89 | Pokey Chatman (2) • 12/12, 01/23 |
| 1989-90 | Pokey Chatman • Feb. 19 |
| 1990-91 | Pokey Chatman • December Player of the Month |
| | Pokey Chatman • 02/11 |
| 1991-92 | Cornelia Gayden • 02/24 |
| 1993-94 | Cornelia Gayden • December Player of the Month |
| | Cornelia Gayden • 02/28 |
| 1994-95 | Cornelia Gayden (3) • 01/09, 01/16, 02/13 |
| 1995-96 | Elaine Powell • 01/15 |
| 1996-97 | Pietra Gay (2) • 12/02, 01/13 |
| | Elaine Powell • 02/24 |
| 1997-98 | Katrina Hibbert (3) • 12/06, 02/16, 02/22 |
| 1998-99 | Latasha Dorsey • 01/25 |
| | April Brown • 12/06 |
| 1999-00 | Katrina Hibbert • 01/31 |
| | Marie Ferdinand • 02/28 |
| 2000-01 | Marie Ferdinand • 12/18 |
| 2001-02 | Aiysha Smith • 02/18 |
| 2002-03 | Seimone Augustus • 02/03 |
| | Aiysha Smith • 02/17 |
| 2003-04 | Temeka Johnson (2) • 12/22, 02/15 |
| | Seimone Augustus • 01/05 |
| 2004-05 | Seimone Augustus (2) • 12/21, 02/14 |
| 2005-06 | Seimone Augustus (4) • 11/21, 01/23, 02/13, 02/27 |
| | Sylvia Fowles (4) • 12/19, 01/02, 01/30, 02/06 |
| 2006-07 | Sylvia Fowles • 12/11 |
| 2007-08 | Sylvia Fowles (4) • 01/14, 01/28, 02/11, 02/18 |
| | Quianna Chaney (2) • 01/07, 02/04 |
| 2009-10 | Allison Hightower (2) • 12/14, 01/04 |
| 2010-11 | LaSondra Barrett • 01/24 |
| 2010-11 | LaSondra Barrett • 01/24 |
| 2013-14 | DaShawn Harden • 11/11 |
| | Theresa Plaisance • 01/27 |

### SEC FRESMAN OF THE WEEK

| | |
|---|---|
| 2006-07 | Allison Hightower • 01/08 |
| | Porsha Phillips • 02/12 |
| 2008-09 | LaSondra Barrett (4) • 01/13, 02/03, 02/22, 03/01 |
| 2012-13 | Danielle Ballard (5) • 11/26, 12/24, 01/07, 02/18, 03/04 |
| 2013-14 | Raigyne Moncrief (2) • 12/02, 02/10 |

TOP: Marie Ferdinand
BOTTOM: Allison Hightower

# LSU Honor Roll

## ACADEMIC ALL-SEC

| | | | |
|---|---|---|---|
| 1983 | Madeline Doucet | 3.10 | Community Health |
| | Heidi Olsen | 3.00 | Business (Second Team) |
| | Susan Dixon | 3.64 | Accounting (Second Team) |
| 1984 | Madeline Doucet | 3.20 | Community Health |
| | Susan Dixon | 3.77 | Accounting |
| 1985 | Madeline Doucet | 3.60 | Community Health |
| 1986 | Whitney Meier | 3.52 | Education |
| 1991 | Wendi Widdle | 3.00 | Accounting |
| 1992 | Miriam Farr | 3.41 | Management |
| | Carla Berry | 3.09 | Journalism |
| 1993 | Miriam Farr | 3.78 | Management |
| 1994 | Miriam Farr | 4.00 | Management |
| | Melody Lormand | 3.30 | Engineering |
| 1995 | Melody Lormand | 3.20 | Engineering |
| 1996 | Melody Lormand | 3.15 | Engineering |
| | Celeste Gehring | 3.33 | Broadcast Journalism |
| | Stacy Smith-Elliott | 3.12 | Kinesiology |
| 1997 | Aga Cieslak | 3.04 | International Trade & Finance |
| | Celeste Gehring | 3.30 | Mass Communications |
| | Keia Howell | 3.12 | Kinesiology |
| 1998 | Ashley Bankston | 3.50 | Kinesiology |
| | Casside Buck | 3.41 | Kinesiology |
| | Stacey Newton | 3.06 | Kinesiology |
| 1999 | Ashley Bankston | 3.39 | Kinesiology |
| | Marie Ferdinand | 3.14 | Kinesiology |
| | Katrina Hibbert | 3.34 | Kinesiology |
| | Stacey Newton | 3.50 | Exercise Science |
| 2000 | Angelia Crockett | 3.16 | Kinesiology |
| 2001 | Kisha James | 3.01 | Kinesiology |
| | Allison Weiner | 3.50 | Political Science |
| 2002 | Stacey Newton | | Exercise Science |
| | Ke-Ke Tardy | | Political Science |
| | Allison Weiner | | Political Science |
| 2003 | Ke-Ke Tadry | | Policical Science |
| | Patty Hanten | | Mass Communications |
| | Kisha James | | Kinesiology |
| 2004 | Wendlyn Jones | | Psychology |
| | Florence Williams | | General studies |
| | Khalilah Mitchell (Freshmen) | | Business |
| 2005 | Hanna Biernacka | | Science |
| | Khalilah Mitchell | | Business |
| | RaShonta LeBlanc (Freshmen) | | Accounting |
| | Ashley Thomas (Freshmen) | | Kinesiology |
| | Erica White (Freshmen) | | Kinesiology |
| 2006 | RaShonta LeBlanc | | Accounting |
| | Ashley Thomas | | Kinesiology |
| | Katie Antony | | Kinesiology |
| | Quianna Chaney | | Kinesiology |
| 2007 | Katie Antony | | Communication Studies |
| | Quianna Chaney | | General Studies |
| | Kristen Morris | | Undeclared |
| | Ashley Thomas | | Marketing |
| | Erica White | | General Studies |
| | Allison Hightower (Freshmen) | | Undeclared |
| 2008 | Ashley Thomas | | Marketing |
| | Kristen Morris | | Management |
| 2009 | Katherine Graham | | Management |
| | Allison Hightower | | General Studies |
| 2010 | LaSondra Barrett | | Kinesiology |
| | Andrea Kelly | | Biological Sciences |
| 2011 | LaSondra Barrett | | Sports Administration |
| | Katherine Graham | | Sports Administration |
| | Jeanne Kenney (Freshman) | | Kinesiology |
| 2012 | LaSondra Barrett | | Sports Administration |
| 2013 | Jeanne Kenney | | Kinesiology |
| | Anne Pedersen | | Sports Administration |
| 2014 | Jeanne Kenney | | Kinesiology |
| | Shanece McKinney | | Sports Administration |
| | Anne Pederson | | Sports Adminstration |
| | Theresa Plaisance | | Sports Adminstration |
| | Rina Hill (First Year) | | Business |
| | Raigyne Moncrief (First Year) | | Electrical Engineering |

## NCAA TOURNAMENT HONORS

| | |
|---|---|
| 2000 | April Brown • NCAA East Regional |
| | Marie Ferdinand • NCAA East Regional |
| 2004 | Seimone Augustus • West Regional Most Outstanding Player |
| | Temeka Johnson • West All-Regional Team |
| 2005 | Seimone Augustus • Chattanooga Regional Most Outstanding Player |
| | Temeka Johnson • Chattanooga All-Regional Team |
| 2006 | Seimone Augustus • San Antonio Regional Most Outstanding Player |
| | Sylvia Fowles • San Antonio All-Regional Team |
| 2007 | Sylvia Fowles • Fresno Regional Most Outstanding Player |
| | Quianna Chaney • Fresno All-Regional Team |
| 2008 | Sylvia Fowles • New Orleans Regional Most Outstanding Player |

## OTHER ALL-TOURNAMENT HONORS

| | |
|---|---|
| 1978 | Maree Jackson • Hanes All-America Classic |
| | Julie Gross • Hanes All-America Classic |
| 1979 | Julie Gross • Underalls All-America Classic |
| 1987 | Alisha Jones • Miami-Burger King Classic |
| | Karen Linder • Miami-Burger King Classic |
| 1988 | April Delley • Bowling Green Bank Invitational |
| 1989 | Dana Chatman • LSU Crawfish Classic, Buckeye Classic |
| | Sheila Johnson • LSU Crawfish Classic |
| 1990 | Pokey Chatman • Amana Classic, Tallahassee Hilton Classic |
| | Annette Jackson-Lowery • Tallahassee Hilton Classic |
| | Barbara Henderson • Amana Classic |
| 1992 | Barbara Henderson • LSU Crawfish Classic |
| | Cornelia Gayden • LSU Crawfish Classic |
| 1993 | Cornelia Gayden • Florida State Dial Classic |
| | Roberta LaCaze • Florida State Dial Classic |
| 1994 | Cornelia Gayden • Louisville Cardinal Classic |
| 1995 | Cornelia Gayden • Cooper Bowl Classic, Portland Shootout |
| 1996 | Toni Gross • LSU Crawfish Classic (MVP) |
| | Pietra Gay • LSU Crawfish Classic, Women's NIT |
| | Elaine Powell • Women's NIT |
| 1997 | Toni Gross • Bahamas Shootout (MVP) |
| | Pietra Gay • Bahamas Shootout |
| | Elaine Powell • Bahamas Shootout |
| 1998 | Katrina Hibbert • Hawaiian Resort Classic |
| 1999 | Marie Ferdinand • St. Mary's Classic (MVP) |
| | DeTrina White • St. Mary's Classic |
| 2001 | Marie Ferdinand • Women's Sports Foundation Classic |
| 2002 | Doneeka Hodges • WomensCollegeHoops.com Classic (MVP) |
| | Scholanda Dorrell • WomensCollegeHoops.com Classic |
| | Aiysha Smith • WomensCollegeHoops.com Classic |
| 2003 | Temeka Johnson • FIU/Herald Classic (MVP) |
| | Aiysha Smith • FIU/Herald Classic |
| | Seimone Augustus • WomensCollegeHoops.com Classic (MVP) |
| | DeTrina White • WomensCollegeHoops.com Classic |
| | Aiysha Smith • WomensCollegeHoops.com Classic |
| 2004 | Temeka Johnson • WomensCollegeHoops.com Classic (MVP) |
| | Seimone Augustus • WomensCollegeHoops.com Classic |
| | Doneeka Hodges • WomensCollegeHoops.com Classic |
| 2005 | Seimone Augustus • Women's Sports Foundation Classic (MVP) |
| | Sylvia Fowles • Women's Sports Foundation Classic |
| | Seimone Augustus • Coors' Classic (MVP) |
| | Sylvia Fowles • Coors' Classic |
| 2006 | Seimone Augustus • Miami Thanksgiving Classic (MVP) |
| | Sylvia Fowles • Miami Thanksgiving Classic |
| | Quianna Chaney • Miami Thanksgiving Classic |
| 2007 | Sylvia Fowles • Basketball Travelers Classic at LSU (MVP) |
| | Quianna Chaney - Basketball Travelers Classic at LSU |
| | RaShonta LeBlanc - Basketball Travelers Classic at LSU |
| | Erica White - UTSA Classic |
| | Mesha Williams - UTSA Classic |
| 2009 | Allison Hightower • Sue Gunter Classic (MVP) |
| | LaSondra Barrett • Sue Gunter Classic |
| | Taylor Turnbow • Sue Gunter Classic |
| 2012 | Theresa Plaisance • FIU Thanksgiving Classic (MVP) |
| | Danielle Ballard • FIU Thanksgiving Classic |
| | Adrienne Webb • FIU Thanksgiving Classic |
| 2013 | Raigyne Moncrief • Barclays Invitational (MVP) |
| | Shanece McKinney • Barclays Invitational |

# LSU Honor Roll

## STATE HONORS

### LOUISIANA SPORTS WRITERS ASSOCIATION • LSWA ALL•LOUISIANA TEAM

| | |
|---|---|
| 1982 | Joyce Walker |
| 1983 | Joyce Walker<br>Madeline Doucet (3rd Team) |
| 1984 | Joyce Walker<br>Madeline Doucet (2nd Team) |
| 1985 | Alisha Jones<br>Madeline Doucet (3rd Team) |
| 1986 | Alisha Jones |
| 1987 | Lesa Thornton<br>Karen Linder (2nd Team) |
| 1988 | Patricia Woods (2nd Team) |
| 1989 | Patricia Woods (2nd Team) |
| 1990 | Pokey Chatman<br>Sheila Johnson (3rd Team)<br>Barbara Henderson (Honorable Mention) |
| 1991 | Pokey Chatman<br>Sheila Johnson<br>Annette Jackson•Lowery (2nd Team)<br>Barbara Henderson (3rd Team) |
| 1992 | Barbara Henderson<br>Cornelia Gayden |
| 1993 | Cornelia Gayden |
| 1994 | Cornelia Gayden |
| 1995 | Cornelia Gayden |
| 1996 | Elaine Powell<br>Pietra Gay (2nd Team)<br>Toni Gross (Honorable Mention) |
| 1997 | Elaine Powell<br>Pietra Gay<br>Katrina Hibbert (Honorable Mention)<br>Tony Gross (2nd Team) |
| 1998 | Katrina Hibbert<br>Latasha Dorsey (3rd Team) |
| 1999 | Katrina Hibbet<br>DeTrina White<br>Latasha Dorsey (2nd Team) |
| 2000 | Marie Ferdinand<br>Katrina Hibbert (2nd Team)<br>DeTrina White (3rd Team)<br>April Brown (3rd Team) |
| 2001 | Marie Ferdinand |
| 2002 | Aiysha Smith<br>Doneeka Hodges (2nd Team)<br>Temeka Johnson (2nd Team) |
| 2003 | Seimone Augustus<br>Aiysha Smith<br>Temeka Johnson<br>Doneeka Hodges (3rd Team) |
| 2004 | Seimone Augustus<br>Temeka Johnson<br>Doneeka Hodges (2nd Team) |
| 2005 | Seimone Augustus<br>Temeka Johnson<br>Sylvia Fowles<br>Scholanda Hoston (3rd Team) |
| 2006 | Seimone Augustus<br>Sylvia Fowles<br>Scholanda Hoston (2nd Team) |
| 2007 | Sylvia Fowles<br>Quianna Chaney<br>Erica White (3rd Team) |
| 2008 | Sylvia Fowles<br>Quianna Chaney<br>Erica White<br>Allison Hightower (2nd Team) |
| 2009 | Allison Hightower<br>LaSondra Barrett (2nd Team) |
| 2010 | Allison Hightower<br>LaSondra Barrett (2nd Team)<br>Katherine Graham (Honorable Mention) |
| 2011 | LaSondra Barrett<br>Adrienne Webb (2nd Team) |
| 2012 | LaSondra Barrett<br>Adrienne Webb (2nd Team) |
| 2013 | Theresa Plaisance<br>Danielle Ballard (2nd Team)<br>Adrienne Webb (2nd Team) |
| 2014 | Theresa Plaisance<br>Danielle Ballard (3rd Team)<br>Jeanne Kenney (3rd Team)<br>Raigyne Moncrief (Honorable Mention) |

### LSWA ALL•LOUISIANA SPECIALITY AWARDS

| | |
|---|---|
| 1982 | Madeline Doucet • Freshman of the Year |
| 1984 | Alisha Jones • Freshman of the Year |
| 1990 | Sheila Johnson • Newcomer of the Year |
| 1991 | Pokey Chatman • Player of the Year<br>Sue Gunter • Coach of the Year |
| 1992 | Cornelia Gayden • Newcomer of the Year |
| 1995 | Cornelia Gayden • Player of the Year |
| 1996 | Elaine Powell • Newcomer of the Year |
| 1997 | Sue Gunter • Coach of the Year |
| 1999 | DeTrina White • Freshman of the Year |
| 2001 | Marie Ferdinand • Player of the Year |
| 2002 | Aiysha Smith • Newcomer of the Year<br>Sue Gunter • Coach of the Year |
| 2003 | Seimone Augustus • Freshman of the Year<br>Sue Gunter • Coach of the Year |
| 2004 | Seimone Augustus • Player of the Year |
| 2005 | Seimone Augustus • Player of the Year<br>Sylvia Fowles • Freshman of the Year<br>Pokey Chatman • Coach of the Year |
| 2006 | Seimone Augustus • Player of the Year<br>Pokey Chatman • Coach of the Year |
| 2007 | Sylvia Fowles • Player of the Year |
| 2008 | Sylvia Fowles • Player of the Year<br>Van Chancellor • Coach of the Year |
| 2009 | Allison Hightower • Player of the Year<br>LaSondra Barrett • Freshman of the Year |
| 2010 | Allison Hightower • Player of the Year |
| 2012 | LaSondra Barrett • Player of the Year<br>Nikki Caldwell • Coach of the Year |
| 2013 | Theresa Plaisance • Player of the Year<br>Danielle Ballard • Freshman of the Year<br>Nikki Caldwell • Coach of the Year |
| 2014 | Theresa Plaisance • Player of the Year<br>Raigyne Moncrief • Freshman of the Year |

# All-SEC First Team

**Joyce Walker**
1982 • 1983 • 1984

**Madeline Doucet**
1984

**Alisha Jones**
1985 • 1986

**Lesa Thornton**
1987

**Patricia Woods**
1989

**Pokey Chatman**
1989 • 1990 • 1991

**Sheila Johnson**
1991

**Barbara Henderson**
1992

**Cornelia Gayden**
1993 • 1994 • 1995

**Elaine Powell**
1996 • 1997

**Pietra Gay**
1997

**Katrina Hibbert**
1998 • 1999 • 2000

**Marie Ferdinand**
2000 • 2001

**Aiysha Smith**
2002

**Seimone Augustus**
2004 • 2005 • 2006

**Temeka Johnson**
2004 • 2005

**Sylvia Fowles**
2006 • 2007 • 2008

**Quianna Chaney**
2008

**Allison Hightower**
2009 • 2010

**LaSondra Barrett**
2011 • 2012

**Theresa Plaisance**
2013 • 2014

# Letterwinners

## A

| | |
|---|---|
| Adams, Delia | 1985-86 |
| Antony, Katie | 2007 |
| Augustus, Seimone | 2003-04-05-06 |

## B

| | |
|---|---|
| **Ballard, Danielle** | **2013-14** |
| Ball, Christina | 1989-90-91-92 |
| Bankston, Ashley | 1997-98-99 |
| Barrett, LaSondra | 2009-10-11-12 |
| Bergeron, Monica | 1980-81-82 |
| Berry, Carla | 1989-90-91-92 |
| Biernacka, Hanna | 2004-05 |
| Black, Swayze | 2009-10-11-12 |
| Booze, Taylor | 2010 |
| Boulet, Beth | 1990 |
| Boutte, Joanette | 1976-78-79-80 |
| Bowman, Keisha | 1993 |
| **Boykin, Sheila** | **2012-13-14** |
| Branch, Bonita | 1985-86 |
| Brentson, Marcia | 1984-85-86-87 |
| Brewer, Lisa | 1978-79 |
| Brookins, Candice | 1993-94-95 |
| Brown, April | 1998-99-00-01 |
| Brown, Staci | 1980-81 |
| Brown, Tarleshia | 1993-94 |
| Buck, Cassidy | 1998 |
| Burns, Jeanetta | 1985-86-87-88 |

## C

| | |
|---|---|
| Caldwell, LeNette | 1975-76-77-78 |
| Carter, Stacey | 1995-96-97 |
| Cieslak, Aga | 1996-97-98 |
| Chaney, Quianna | 2005-06-07-08 |
| Chatman, Pokey | 1988-89-90-91 |
| Clavelle, Treynell | 2003-04 |
| Crockett, Angelia | 1998-89-00-01 |
| Curtis, Tara | 1991-92 |

## D

| | |
|---|---|
| Delahaye, Jean | 1984 |
| Delley, April | 1986-88-89-90 |
| Dittoe, Sandy | 1978-79-81-82 |
| Dixon, Susan | 1982-83-84-85 |
| Dorsey, Latasha | 1996-97-98-99 |
| Doucet, Madeline | 1982-83-84-85 |
| Doucette, Chantel | 1993 |
| Downer, Kasey | 1994-95 |
| Dozier, Ramona | 1981-82-83-84 |
| Dunning, Ayana | 2009 |

## E

| | |
|---|---|
| Eason, Latear | 2008-09-10-11 |
| Eubanks, Carol | 1990 |

## F

| | |
|---|---|
| Farr, Miriam | 1991-92-93-94 |
| Ferdinand, Marie | 1998-99-00-01 |
| Forthan, Krystal | 2012 |
| Fowles, Sylvia | 2005-06-07-08 |
| Franklin, Dee Dee | 1989 |
| French, Lisa | 1978-79 |

**Sheila Boykin**

## G

| | |
|---|---|
| Gay, Pietra | 1996-97 |
| Gayden, Cornelia | 1992-93-94-95 |
| Gayten, Tammie | 1987 |
| Gehring, Celeste | 1994-95-96-97 |
| Graham, Cheri | 1982 |
| Graham, Katherine | 2008-09-10-11 |
| Graves, Kristen | 1988-89-90-91 |
| Gregory, Michele | 1980-81-82 |
| Gross, Julie | 1977-78-79-80 |
| Gross, Toni | 1996-97 |
| Guilotte, Annette | 1976-77 |

## H

| | |
|---|---|
| Hackett, Venessa | 1995 |
| Hamilton, Marilyn | 1986-87 |
| **Harden, DaShawn** | **2014** |
| Hanten, Patty | 2002-03 |
| Hawkins, Jamie | 2000 |
| Hawthorne, Rhonda | 1983-84-85-86 |
| Hayden, Paula | 1978-79-80-81 |
| Hayes, Rebecca | 1987-88-89 |
| Henderson, Barbara | 1989-90-91-92 |
| Henry, Caritas | 1997-98 |
| Henry, Janice | 1993 |
| Hibbert, Katrina | 1997-98-99-00 |
| Hightower, Allison | 2007-08-09-10 |
| **Hill, Rina** | **2014** |
| Hough, Carla | 1988 |
| Hodges, Doneeka | 2001-02-03-04 |
| Hodges, Roneeka | 2001-02-03 |
| Howell, Keia | 1995-96-97-98 |
| Hubbard, Angela | 1983 |
| Hughes, Destini | 2009-10-11-12 |

## I

| | |
|---|---|
| Ineman, Joanne | 1986-87 |

## J

| | |
|---|---|
| Jackson, Maree | 1977-78-79 |
| Jackson-Lowery, Ann | 1988-90-91 |
| James, Kisha | 1999-01-02-03 |
| Jiles, Chantel | 1997-98-99 |
| Johnson, Sheila | 1990-91 |
| Johnson, Temeka | 2002-03-04-05 |
| Johns, Jamilah | 1999-00 |
| Jones, Alisha | 1984-85-86-87 |
| Jones, Courtney | 2009-10-11-12 |
| Jones, Wendlyn | 2003-04-05 |

## K

| | |
|---|---|
| Kelly, Andrea | 2009 |
| Kenney, Jeanne | 2011-12-13-14 |
| Klaffer, Louise | 1979-80 |
| Kohn, Dayna | 1997-98 |

## L

| | |
|---|---|
| LaCaze, Roberta | 1993-94 |
| LeBlanc, RaShonta | 2005-06-07-08 |
| Lewis, Julie | 1991-92-93-94 |
| Lewis, Mary | 1992-93-94-95 |
| Linder, Karen | 1985-86-87-88 |
| Long, Amber | 2004 |
| Lormand, Melody | 1993-94-95-96 |
| Lutley, Bianca | 2010-11-12-13 |
| Lymon, Kaisha | 2000 |

## M

| | |
|---|---|
| McAdams, Amy | 1988 |
| McCoy, Thelma | 1976-77 |
| McGuffee, Brenda | 1976-77 |
| McKay, Kim | 1978-79 |
| McKinney, Shanece | 2011-12-13-14 |
| Meier, Whitney | 1987-88 |
| Melvin, Evelyn | 1979-80-82 |



Raigyne Moncrief

Anne Pederson

| | |
|---|---|
| Mitchell, Khalilah | 2005-06-07-08 |
| **Moncrief, Raigyne** | **2014** |
| Moran, Rene | 1979-80-82 |
| Morell, Denise | 19-83-84-85 |
| Morris, Kristen | 2006-07-08-09 |

## N

| | |
|---|---|
| Nelson, Jasmine | 2010-11 |
| Newton, Stacey | 1998-99-01 |

## O

| | |
|---|---|
| Olsen, Heidi | 1981-82-83 |

## P

| | |
|---|---|
| Passman, Dana | 1983 |
| **Pedersen, Anne** | **2013-14** |
| Phillips, Porsha | 2007 |
| Plaisance, Theresa | 2011-12-13-14 |
| Porter, Candice | 1997-98-99-00 |
| Powell, Elaine | 1996-97 |

## R

| | |
|---|---|
| Raines, Shelley | 1986-87-89-90 |
| Randall, Natalie | 1985-86 |
| Redden, Roxanna | 1988-89 |
| **Rhodes, Jasmine** | **2014** |
| Robinson (Dorrell), Scholanda | 2002-04-05-06 |

## S

| | |
|---|---|
| Sacre, Leslie | 1981-82-83-84 |
| Scott, Gert | 1985 |
| Seals, Dana | 1989-90 |
| Shepherd, Nyla | 1990 |
| Sholars, India | 1993-94-95 |
| Skalicky, Kelly | 1982 |
| Smith, Aiysha | 2002-03 |
| Smith, Katina | 1995-96 |
| Smith-Elliott, Stacy | 1993-94-95-96 |
| Steele, Dionne | 1992-93 |
| Stewart, Lora | 1995-96 |
| Syas, Trekessa | 1991-92 |

## T

| | |
|---|---|
| Tardy, Ke-Ke | 2000-01-02-03 |
| Teal, Priscilla | 1978-79 |
| Thieler, Christy | 1990 |
| Thomas, Ashley | 2005-06-07-08 |
| Thornton, Lesa | 1984-85-86-87 |
| Tomlinson, Becky | 1990-91 |
| Traylor, Danielle | 2000 |
| Turnbow, Taylor | 2009-10-11-12 |

## V

| | |
|---|---|
| Vinti, Margaret | 1979-80 |

## W

| | |
|---|---|
| Walker, Joyce | 1981-82-83-84 |
| Walker, Toysha | 1993-94-95-96 |
| Webb, Adrienne | 2010-11-12-13 |
| Webster, Bridgette | 1979-80 |
| Weiner, Allison | 1998-99-00-01 |
| White, Crystal | 2003-04-05 |
| White, DeTrina | 1999-00-01-03 |
| White, Erica | 2005-06-07-08 |
| White, Jackie | 1981 |
| Whitfield, Marian | 2005-06-07-08 |
| Widdle, Wendi | 1989-90-91-92 |
| Williams, Andrea | 1994-96-97 |
| Williams, Erica | 2010 |
| Williams, Florence | 2003-04-05-06 |
| Williams, Mesha | 2007-08 |
| Willis, Tillie | 2002-03-04-05 |
| Woods, Patricia | 1986-87-88-89 |
| Wynn, Makita | 1989 |

## Y

| | |
|---|---|
| Youngblood, Derreyal | 2013 |

# Uniform Numbers

### 00

| | |
|---|---|
| Deidre Spears | 1998-99 |

### 1

| | |
|---|---|
| Ke-Ke Tardy | 2000-03 |
| Katherine Graham | 2008-11 |
| Derreyal Youngblood | 2013-14 |

### 2

| | |
|---|---|
| Temeka Johnson | 2002-05 |
| Jasmine Nelson | 2010-11 |

### 3

| | |
|---|---|
| Gert Scott | 1985 |
| Marie Ferdinand | 1998-2001 |
| Latear Eason | 2008-11 |
| Bianca Lutley | 2013 |

### 4

| | |
|---|---|
| Louise Klaffer | 1979-80 |
| Latasha Dorsey | 1996-99 |
| Doneeka Hodges | 2001-03 |
| Katie Antony | 2007-08 |
| **Anne Pedersen** | **2013-14** |

### 5

| | |
|---|---|
| Marilyn Hamilton | 1986-87 |
| Cheryl Wilson | 1988 |
| Beth Boulet | 1989-90 |
| Jacinda Averitt | 1992 |
| Chantel Doucette | 1993 |
| Pietra Gay | 1996 |
| Caritas Henry | 1997-98 |
| Roneeka Hodges | 2001-03 |
| Erica White | 2005-08 |
| Jeanne Kenney | 2011-14 |

### 10

| | |
|---|---|
| Lisa Brewer | 1979 |
| Jackie White | 1980 |
| Delia Adams | 1985-86 |
| Pokey Chatman | 1988-91 |
| Elaine Powell | 1996-97 |
| Khalilah Mitchell | 2004-08 |
| Adrienne Webb | 2010-13 |
| **Jasmine Rhodes** | **2014** |

### 11

| | |
|---|---|
| Priscilla Teal | 1979 |
| Dana Seals | 1989-90 |
| Miriam Farr | 1991-94 |
| Pietra Gay | 1997 |
| Danielle Traylor | 2000 |
| Amber Long | 2004 |
| Andrea Kelly | 2009 |
| **Raigyne Moncrief** | **2014** |

### 12

| | |
|---|---|
| Lenette Caldwell | 1976-78 |
| Kelly Skalicky | 1982 |
| Angela Hubbard | 1983 |
| Bonita Branch | 1985-86 |
| Rebecca Hayes | 1988-90 |
| Dionne Steele | 1992-93 |
| Stacey Carter | 1994-97 |
| Angelia Crockett | 1998-01 |
| RaShonta LeBlanc | 2005-08 |
| Krystal Forthan | 2012 |

### 13

| | |
|---|---|
| Nancy French | 1978-79 |
| Staci Brown | 1980-81 |
| Susan Dixon | 1982-85 |
| **Rina Hill** | **2014** |

### 14

| | |
|---|---|
| Julie Gross | 1978-80 |
| Leslie Sacre | 1981-84 |
| Shelley Rains | 1986-90 |
| Tarleshia Brown | 1993-94 |
| Lora Stewart | 1994-96 |
| Ashley Bankston | 1997-98 |

### 15

| | |
|---|---|
| Maree Jackson | 1977-78 |
| Sany Dittoe | 1979-82 |
| Denise Morell | 1983-85 |
| Joanne Ineman | 1986-87 |
| Makita Wynn | 1989 |
| Trekessa Syas | 1991-92 |
| Stacy Smith-Elliott | 1993-96 |
| Stacey Newton | 1998-99, 2001 |
| Quianna Chaney | 2005-08 |
| Bianca Lutley | 2010-12 |

### 20

| | |
|---|---|
| Lisa Willis | 1978 |
| Jeanetta Burns | 1985-88 |
| Christina Ball | 1989-92 |
| Melody Lormand | 1993-96 |
| Kisha James | 1999-03 |
| Destini Hughes | 2009-12 |

### 21

| | |
|---|---|
| Susie Simmons | 1975-76 |
| Priscilla Teal | 1977-78 |
| Joyce Walker | 1981-84 |
| Patty Hanten | 2002 |
| Shanece McKinney | 2014 |

### 22

| | |
|---|---|
| Julie Jones | 1978 |
| Annette Jackson-Lowery | 1988-91 |
| Andrea Williams | 1994-97 |
| April Brown | 1998-2001 |
| Florence Williams | 2003-06 |
| Porsha Phillips | 2007 |
| Courtney Jones | 2009-12 |

### 23

| | |
|---|---|
| Paula Hayden | 1978-81 |
| Rhonda Hawthorne | 1983-86 |
| Whitney Meier | 1987-88 |
| Barbara Henderson | 1989-92 |
| Toysha Walker | 1993-96 |
| DeTrina White | 1999-2003 |
| Allison Hightower | 2007-10 |
| Shanece McKinney | 2011-13 |

### 24

| | |
|---|---|
| Brenda McGuffee | 1978 |
| Alisha Jones | 1984-87 |
| Amy McAdams | 1988-89 |
| Cornelia Gayden | 1992-95 |
| Marian Whitfield | 2004-08 |
| Ayana Dunning | 2009 |
| Taylor Booze | 2010 |
| Theresa Plaisance | 2011-12 |
| **DaShawn Harden** | **2014** |

### 25

| | |
|---|---|
| Carrol Poullard | 1979 |
| Marcia Brentson | 1984-87 |
| Roxanna Redden | 1988-89 |
| Christy Thieler | 1990 |
| Kasey Downer | 1994-95 |
| Erika Ernst | 1996 |
| Allison Weiner | 1998-2001 |
| Mesha Williams | 2007-08 |
| Swayze Black | 2009-12 |

### 30

| | |
|---|---|
| Rene Moran | 1979-82 |
| Dana Passman | 1983 |
| Karen Linder | 1985-88 |
| Carol Eubanks | 1990 |
| Tara Curtis | 1991-92 |
| India Sholars | 1993-95 |

### 31

| | |
|---|---|
| Evelyn Melvin | 1979-82 |
| Patricia Woods | 1986-89 |
| Nyla Shepherd | 1990 |
| Candice Brookins | 1993-95 |
| Aiysha Smith | 2002-03 |
| Sylvia Fowles | 2005 |

### 32

| | |
|---|---|
| Elaine Shores | 1979 |
| Heidi Olsen | 1981-83) |
| Natalie Randall | 1985-86 |
| Carla Hough | 1988-89 |
| Sheila Johnson | 1990-91 |
| Roberta LaCaze | 1993-94 |
| Chantel Jiles | 1997-99 |
| Scholanda Robinson | 2002, 2004-06 |
| Erica Williams | 2010 |
| **Danielle Ballard** | **2013-14** |

### 33

| | |
|---|---|
| Ramona Dozier | 1981-84 |
| April Delley | 1986,88-90 |
| Julie Lewis | 1991-94 |
| Aga Cieslak | 1996-98 |
| Kaisha Lymon | 2000 |
| Seimone Augustus | 2003-06 |

### 34

| | |
|---|---|
| Annette Guillotte | 1976-77 |
| Joanette Boutte | 1977-78 |
| Madeline Doucet | 1982-85 |
| Tammie Gayten | 1987 |
| Keisha Bowman | 1993 |
| Ashley Bankston | 1999 |
| Jamie Hawkins | 2000 |
| Wendlyn Jones | 2003-05 |
| Sylvia Fowles | 2006-08 |

### 35

| | |
|---|---|
| Kim McKay | 1979 |
| Monica Bergeron | 1980-82 |
| Carla Berry | 1989-92 |
| Celeste Gehring | 1994-97 |
| Taylor Turnbow | 2010-12 |

### 40

| | |
|---|---|
| Katina Smith | 1995-96 |
| Katrina Hibbert | 1997-2000 |

### 41

| | |
|---|---|
| Taylor Turnbow | 2009 |

### 42

| | |
|---|---|
| Thelma McCoy | 1976-77 |
| Sandy Dittoe | 1977-79 |
| Michele Gregory | 1980 |
| Jackie White | 1981 |
| Estelle Vernon | 1983 |
| Kristen Graves | 1990-91 |
| Mary Lewis | 1992-95 |
| Dayna Kohn | 1997-98 |
| Jamilah Johns | 1999-2000 |
| Hanna Biernacka | 2004-06 |
| Sheila Boykin | 2012-13-14 |

### 43

| | |
|---|---|
| Cheri Graham | 1982 |
| Lesa Thornton | 1984-87 |
| Dee Dee Franklin | 1989 |
| Patty Hanten | 2003 |

### 44

| | |
|---|---|
| Wendi Widdle | 1989-92 |
| Keia Howell | 1995-98 |
| Sarah Richey | 1999 |
| Kristen Morris | 2006-09) |

### 45

| | |
|---|---|
| Jean Delahaye | 1984 |
| Venessa Hackett | 1995 |
| Casside Buck | 1998 |
| Doneeka Hodges | 2004 |

### 50

| | |
|---|---|
| Joanette Boutte | 1978-80 |
| Treynell Clavelle | 2003-04 |

### 51

| | |
|---|---|
| Michelle Gregory | 1981-82 |
| Sandra Zulli | 1983 |
| Toni Gross | 1996-97 |

### 52

| | |
|---|---|
| Janice Henry | 1993 |
| Tillie Willis | 2003-05 |

### 54

| | |
|---|---|
| Ashley Thomas | 2005-08 |

### 55

| | |
|---|---|
| Tiffany Commerford | 1994-95 |
| Candice Porter | 1997-2000 |
| Tillie Willis | 2002 |
| Crystal White | 2003-05 |
| LaSondra Barrett | 2009-12 |
| Theresa Plaisance | 2013-14 |

# All-Time Starting Lineups

### 2013-14
G • Jeanne Kenney • 11.3 ppg • 3.5 apg • Sr.
G • Danielle Ballard • 10.7 ppg • 6.9 rpg • So.
G • Raigyne Moncrief • 10.1 ppg • 4.5 rpg • Fr.
F • Theresa Plaisance • 15.3 ppg • 7.9 rpg • Sr.
C • Shanece McKinney • 7.5 ppg • 4.6 rpg • Sr.

### 2012-13
G • Jeanne Kenney • 5.5 ppg • 4.3 apg • Jr.
G • Danielle Ballard • 12.1 ppg • 2.7 apg • Fr.
G • Adrienne Webb • 14.6 ppg • 3.5 rpg • Sr.
F • Bianca Lutley • 10.2 ppg • 4.1 rpg • Sr.
F • Theresa Plaisance • 17.0 ppg • 8.3 rpg • Jr.

### 2011-12
G • Jeanne Kenney • 5.6 ppg • 2.8 apg • So.
G • Adrienne Webb • 9.9 ppg • 3.5 rpg • Jr.
G • Destini Hughes • 6.9 ppg • 2.5 apg • Sr.
F • LaSondra Barrett • 12.8 ppg • 7.1 rpg • Sr.
F • Courtney Jones • 8.9 ppg • 5.8 rpg • Sr.

### 2010-11
G • Katherine Graham • 8.2 ppg • 5.3 rpg • Sr.
G • Adrienne Webb • 12.8 ppg • 3.7 rpg • So.
G • Latear Eason • 4.3 ppg • 2.0 rpg • Sr.
F • LaSondra Barrett • 12.2 ppg • 6.3 rpg • Jr.
F • Taylor Turnbow • 5.2 ppg • 5.9 rpg • Jr.

### 2009-10
G • Katherine Graham • 8.4 ppg • 5.7 rpg • Jr.
G • Allison Hightower • 18.2 ppg • 3.5 rpg • Sr.
G • Destini Hughes • 3.3 ppg • 1.4 rpg • So.
F • LaSondra Barrett • 12.8 ppg • 6.6 rpg • So.
F • Courtney Jones • 5.9 ppg • 4.2 rpg • So.

### 2008-09
G • Katherine Graham • 5.5 ppg • 5.0 rpg • So.
G • Allison Hightower • 14.9 ppg • 4.3 rpg • Jr.
G • Latear Eason • 3.4 ppg • 2.1 rpg • So.
F • Kristen Morris • 6.5 ppg • 4.5 rpg • Sr.
F • LaSondra Barrett • 11.4 ppg • 5.7 rpg • Fr.

### 2007-08
G • Erica White • 7.7 ppg • • 3.2 rpg • Sr.
G • RaShonta LeBlanc • 6.3 ppg • 3.5 rpg • Sr.
G • Quiana Chaney • 14.4 ppg • 2.6 rpg • Sr.
F • Ashley Thomas • 5.3 ppg • 4.8 rpg • Sr.
C • Sylvia Fowles • 17.4 ppg • 10.3 rpg • Sr.

### 2006-07
G • Erica White • 8.2 ppg • 3.5 rpg • Jr.
G • RaShonta LeBlanc • 6.1 ppg • 2.8 rpg • Jr.
G • Quianna Chaney • 11.8 ppg • 2.8 rpg • Jr.
F • Ashley Thomas • 4.7 ppg • 4.0 rpg • Jr.
C • Sylvia Fowles • 16.9 ppg • 12.6 rpg • Jr.

### 2005-06
G • Erica White • 5.6 ppg • 2.6 rpg • So.
G • Scholanda Hoston • 8.6 ppg • 2.6 rpg • Sr.
G • Seimone Augustus • 22.7 ppg • 4.7 rpg • Sr.
F • Ashley Thomas • 4.5 ppg • 4.8 rpg • So.
C • Sylvia Fowles • 15.9 ppg • 11.6 rpg • So.

### 2004-05
G • Temeka Johnson • 10.4 ppg • 3.3 rpg • Sr.
G • Scholanda Hoston • 8.9 ppg • 2.5 rpg • Jr.
F • Seimone Augustus • 20.1 ppg • 4.6 rpg • Jr.
F • Wendlyn Jones • 4.7 ppg • 5.1 rpg • Jr.
C • Tillie Willis • 3.1 ppg • 3.6 rpg • Sr.

### 2003-04
G • Temeka Johnson • 12.8 ppg • 4.8 rpg • Sr.
G • Doneeka Hodges • 13.9 ppg • 3.7 rpg • Sr.
G • Seimone Augustus • 19.4 ppg • 6.0 rpg • So.
F • Tillie Willis • 3.6 ppg • 4.4 rpg • Jr.
F • Wendlyn Jones • 6.6 ppg • 5.4 rpg • So.

### 2002-03
G • Temeka Johnson 10.0 ppg • 3.6 rpg • Jr.
G • Doneeka Hodges • 9.5 ppg • 2.4 rpg • Jr.
G • Seimone Augustus 14.8 ppg • 5.5 rpg • Fr.
P • KeKe Tardy • 7.7 ppg • 2.5 rpg • Sr.
P • Aiysha Smith • 13.2 ppg • 5.6 rpg • Sr.

### 2001-02
G • Temeka Johnson • 11.1 ppg • 4.8 rpg • So.
G • Doneeka Hodges • 15.3 ppg • 4.5 rpg • So.
G • Roneeka Hodges • 8.9 ppg • 5.3 rpg • So.
F • Ke-Ke Tardy • 9.6 ppg • 4.9 rpg • Jr.
F • Aiysha Smith • 15.9 ppg • 7.7 rpg • Jr.

### 2000-01
G • Angelia Crockett • 3.0 ppg • 2.4 rpg • Sr.
G • April Brown • 11.3 ppg • 4.4 rpg • Sr.
G • Marie Ferdinand • 21.1 ppg • 5.1 rpg • Sr.
F • Ke-Ke Tardy • 9.3 ppg • 4.9 rpg • So.
C • DeTrina White • 9.5 ppg • 7.5 rpg • Jr.

### 1999-00
G • Angelia Crockett • 3.5 ppg • 2.0 rpg • Jr.
G • Marie Ferdinand 17.5 ppg • 4.6 rpg • Jr.
F • April Brown 11.9 ppg • 4.8 rpg • Jr.
F • Katrina Hibbert 14.2 ppg • 4.2 rpg • Sr.
C • DeTrina White 12.0 ppg • 8.8 rpg • So.

### 1998-99
G • Latasha Dorsey • 12.9 ppg • 3.3 rpg • Sr.
G • Marie Ferdinand • 12.3 ppg • 5.2 rpg • So.
F • April Brown • 7.8 ppg • 5.3 rpg • So.
F • Katrina Hibbert • 14.5 ppg • 4.5 rpg • Jr.
C • DeTrina White • 13.1 ppg • 8.2 rpg • Fr.

### 1997-98
G • Latasha Dorsey • 11.2 ppg • 4.5 rpg • Jr.
G • Ashley Bankston • 7.4 ppg • 2.8 rpg • So.
F • Keia Howell • 8.6 ppg • 5.4 rpg • Sr.
F • Katrina Hibbert • 16.2 ppg • 6.1 rpg • So.
C • Aga Cieslak • 7.4 ppg • 5.6 rpg • Sr.

### 1996-97
G • Latasha Dorsey • 5.4 ppg • 3.2 rpg • So.
G • Elaine Powell • 17.9 ppg • 4.5 rpg • Sr.
G • Pietra Gay • 16.4 ppg • 6.0 rpg • Sr.
F • Keia Howell • 6.6 ppg • 5.5 rpg • Jr.
F • Toni Gross • 14.4 ppg • 6.7 rpg • Sr.

### 1995-96
G • Stacy Smith-Elliott • 3.0 ppg • 1.6 rpg • Sr.
G • Pietra Gay • 17.2 ppg • 6.2 rpg • Jr.
G • Elaine Powell • 20.1 ppg • 6.0 rpg • Jr.
F • Melody Lormand • 3.0 ppg • 3.4 rpg • Sr.
F • Toni Gross • 13.2 ppg • 7.5 rpg • Jr.

### 1994-95
G • Toysha Walker • 3.3 ppg • 2.0 rpg • Jr.
G • Cornelia Gayden • 25.8 ppg • 8.4 rpg • Sr.
F • India Scholars • 6.9 ppg • 5.7 rpg • Jr.
F • Vanessa Hackett • 8.0 ppg • 5.7 rpg • Sr.
F • Katina Smith • 9.1 ppg • 7.2 rpg • Jr.

### 1993-94
G • Cornelia Gayden • 24.0 ppg • 9.3 rpg • Jr.
F • Roberta LaCaze • 15.4 ppg • 3.8 rpg • So.
F • Tarleshia Brown • 8.9 ppg • 4.2 rpg • Sr.
F • India Scholars • 2.8 ppg • 3.3 rpg • So.
C • Julie Lewis • 7.0 ppg • 4.0 rpg • Sr.

### 1992-93
G • Miriam Farr • 3.7 ppg • 1.7 rpg • Jr.
G • Cornelia Gayden • 20.4 ppg • 8.6 rpg • Jr.
F • India Scholars • 4.6 ppg • 3.9 rpg • Fr.
F • Roberta LaCaze 11.3 ppg • 3.7 rpg • Fr.
C • Julie Lewis • 4.9 ppg • 3.0 rpg • Jr.

### 1991-92
G • Carla Berry • 1.9 ppg • 3.0 rpg • Sr.
G • Cornelia Gayden • 19.1 ppg • 6.4 rpg • So.
G • Christina Ball • 5.2 ppg • 1.9 rpg • Sr.
F • Barbara Henderson • 16.4 ppg • 8.0 rpg • Sr.
C • Wendi Widdle 11.3 ppg • 5.7 rpg • Sr.

### 1990-91
G • Pokey Chatman • 18.6 ppg • 4.3 rpg • Sr.
F • Annette Jackson • 14.0 ppg • 5.9 rpg • Sr.
F • Barbara Henderson • 10.3 ppg • 7.2 rpg • Jr.
C • Wendi Widdle • 6.3 ppg • 4.5 rpg • Jr.
C • Sheila Johnson • 16.0 ppg • 9.2 rpg • Sr.

### 1989-90
G • Dana Seals • 3.8 ppg • 1.9 rpg • Sr.
G • Pokey Chatman • 15.8 ppg • 3.6 rpg • Jr.
F • Annette Jackson • 9.0 ppg • 4.1 rpg • Jr.
F • Barbara Henderson • 10.2 ppg • 6.6 rpg • So.
C • Sheila Johnson • 12.3 ppg • 8.4 rpg • Jr.

### 1988-89
G • Dana Seals • 4.6 ppg • 2.9 rpg • Jr.
G • Pokey Chatman • 16.2 ppg • 3.6 rpg • So.
F • Barbara Henderson • 7.4 ppg • 6.1 rpg • Fr.
F • Patricia Woods • 15.2 ppg • 6.2 rpg • Sr.
C • Dee Dee Franklin • 9.6 ppg • 7.8 rpg • Jr.

### 1987-88
G • Jeanetta Burns • 11.1 ppg • 4.8 rpg • Sr.
G • Pokey Chatman • 10.0 ppg • 3.3 rpg • Fr.
F • Patricia Woods • 14.7 ppg • 4.4 rpg • Jr.
F • April Delley 13.2 ppg • 7.4 rpg • So.
C • Karen Linder 10.0 ppg • 8.6 rpg • Sr.

### 1986-87
G • Jeanetta Burns • 11.3 ppg • 4.4 rpg • Jr.
G • Joanne Ineman •10.0 ppg • 1.9 rpg • Sr.
F • Lesa Thornton 12.7 ppg • 6.5 rpg • Sr.
F • Patricia Woods • 9.1 ppg • 4.5 rpg • So.
C • Karen Linder • 11.3 ppg • 8.9 rpg • Jr.

### 1985-86
G • Bonita Branch • 11.8 ppg • 3.9 rpg • Sr.
G • Jeanetta Burns • 10.5 ppg • 4.4 rpg • So.
F • Natalie Randall • 13.5 ppg • 7.4 rpg • Sr.
F • Lesa Thornton • 10.2 ppg • 5.0 rpg • Jr.
C • Alisha Jones • 18.5 ppg • 8.7 rpg • Jr.

### 1984-85
G • Bonita Branch • 8.2 ppg • 2.7 rpg • Jr.
G • Rhonda Hawthorne • 10.1 ppg • 3.0 rpg • Jr.
F • Madeline Doucet • 8.6 ppg • 5.4 rpg • Sr.
C • Natalie Randall • 10.8 ppg • 6.2 rpg • Jr.
C • Alisha Jones 22.1 ppg • 9.3 rpg • So.

### 1983-84
G • Joyce Walker • 26.5 ppg • 4.0 rpg • Sr.
G • Rhonda Hawthorne • 10.6 ppg • 2.7 rpg • So.
F • Madeline Doucet • 17.8 ppg • 6.7 rpg • Jr.
F • Ramona Dozier • 7.6 ppg • 8.9 rpg • Sr.
C • Alisha Jones • 12.5 ppg • 7.9 rpg • Fr.

### 1982-83
G • Joyce Walker • 27.6 ppg • 6.9 rpg • Jr.
G • Rhonda Hawthorne • 12.1 ppg • 2.9 rpg • Fr.
F • Madeline Doucet • 15.2 ppg • 7.8 rpg • So.
F • Ramona Dozier • 10.7 ppg • 9.8 rpg • Jr.
C • Heidi Olsen • 6.3 ppg • 4.0 rpg • Sr.

### 1981-82
G • Joyce Walker • 24.9 ppg • 4.5 rpg • So.
F • Evelyn Melvin • 10.4 ppg • 6.2 rpg • Sr.
F • Ramona Dozier • 9.1 ppg • 7.0 rpg • So.
F • Madeline Doucet • 12.3 ppg • 8.0 rpg • Fr.
C • Cheri Graham • 7.4 ppg • 6.0 rpg • Fr.

### 1980-81
G • Joyce Walker • 20.7 ppg • 5.2 rpg • Fr.
G • Jackie White • 13.1 ppg • 4.4 rpg • Fr.
F • Staci Brown • 16.2 ppg • 5.8 rpg • Sr.
F • Ramona Dozier • 10.5 ppg • 6.6 rpg • Fr.
C • Leslie Sacre • 7.3 ppg • 6.5 rpg • Fr.

### 1979-80
G • Paula Hayden • 2.8 ppg • 1.3 rpg • Jr.
F • Rene Moran • 21.6 ppg • 5.5 rpg • Jr.
F • Staci Brown • 15.1 ppg • 4.8 rpg • Jr.
F • Joanette Boutte • 9.2 ppg • 7.8 rpg • Jr.
C • Julie Gross • 17.6 ppg • 9.5 rpg • Sr.

Records go back to 1979-80 season.

# LSU Board of Supervisors

**Ronald Anderson**
Baton Rouge, La.
District 6

**Scott Angelle**
Breaux Bridge, La.
District 3

**Scott Ballard**
Covington, La.
District 1

**R. Blake Chatelain**
Alexandria, La.
District 5



**Garret "Hank" Danos**
Larose, La.
District 3

**Ann Duplessis**
New Orleans, La.
District 2
Chairman

**Stanley J. Jacobs**
New Orleans, La.
District 1

**Raymond Lasseigne**
Bossier City, La.
District 4

**Jack Lawton**
Lake Charles, La.
District 7

**Lee Mallett**
Lake Charles, La.
District 7

**Rolfe McCollister**
Baton Rouge, La.
District 6

**Jim McCrery**
Shreveport, La.
District 4

**James Moore**
Monroe, La.
District 5

**J. Stephen Perry**
New Orleans, La.
District 2

**Robert Yarborough**
Baton Rouge, La.
Member-At-Large
Past Chairman

**Brandon Crain**
Alexandria, La.
Student Member

# Dr. F. King Alexander

**President/Chancellor, LSU**

LSU

Dr. F. King Alexander was named the incoming president and chancellor of Louisiana State University, which has an annual budget of $3.4 billion and more than 54,000 students. He was appointed to the position by the LSU Board of Supervisors in March 2013 and assumed the position on July 1, 2013.

Prior to being named the incoming president, Dr. Alexander was president of California State University, Long Beach (2006-2013) one of the nation's largest public universities located in southern California.

During his more than seven-year tenure at California State University, Long Beach, Dr. Alexander was twice named the California State University Student Association (CSSA) "President of the Year," which represents all 23 California State Universities and its over 440,000 students.

Prior to becoming president of California State University, Long Beach, Dr. Alexander was president of Murray State University in Kentucky (2001-2005) and was a faculty member at the University of Illinois, Champaign-Urbana, where he was the director of the graduate higher education program.

A Kentucky native who grew up in north Florida, Dr. Alexander received his Ph.D. from the University of Wisconsin-Madison in higher education administration with a focus on finance and educational policy analysis, and a Master of Science degree from the University of Oxford, Oxford, England in comparative educational studies.

As a teacher and administrator, Dr. Alexander has received many honors, including the University of Wisconsin-Madison School of Education Alumni Achievement Award (2002) and has research university faculty affiliations at the University of Wisconsin-Madison Center for the Study of Postsecondary Education (WISCAPE) and Cornell University Higher Education Research Institute (CHERI).

Alexander is an internationally-respected expert in higher education finance and public policy and frequently publishes in national journals and for organizations in this field. He has served as a reviewer, an editorial board member, and a university instructor and faculty member, teaching courses in higher education finance, law, history and current events.

Dr. Alexander also has been asked to represent public higher education colleges and universities on numerous occasions to the United States Congress on issues of college affordability, student indebtedness, and institutional efficiency and effectiveness in efforts to address many of the growing challenges facing American higher education. Due to his national recognition and involvement on higher education issues, Dr. Alexander has served on numerous U.S. higher education and statewide organizational leadership boards where he remains very active.

Dr. Alexander and his wife, Shenette, have three children: Kylie, Savannah and Madison.

# Dr. Bill Demastes

**Faculty Athletics Representative**

Dr. Bill Demastes, a professor of English at LSU, is in his third year as Faculty Athletics Representative. Dr. Demastes earned his Ph.D. in English in 1986 from the University of Wisconsin-Madison with a Field of Study of Drama as Genre and a speciailization in 20th-Century American and British Drama. He earned his masters in English in June 1979 from the Univeristy of Georgia in Athens where he specialized in 19th-Century American Literature.

At LSU, he served as Associate Dean of the College of Arts and Sciences from 2001-2004 and Director of Undergraduate Studies for the Department of English from 1999-2001 and 2010-11. He has also served as Associate Chair of the Department of English (1998-99); Director of the Master of Arts in Liberal Arts Program (1996-2004); and, Director of Graduate Studies in the Department of English (1992-94; 2006-06).

He was honored with the LSU Alumni Association Faculty Excellence Award in 2000 and in 2002 won the LSU Distinguished Faculty Award. He was named in 2009 an LSU Rainmaker which is given to the top 100 LSU Faculty. In 2010 and 2013 he received the Tiger Athletic Association Undergraduate Teaching Award University College, and in the summer of 2011, he was named the Harry Ransom Summer Fellowship recipient by the University of Texas.

# Vice Chancellor/Director of Athletics



## Joe Alleva

**LSU Vice Chancellor/Director of Athletics**

Joe Alleva continues to bring unprecedented national recognition to LSU as Vice Chancellor and Director of Athletics. Under Alleva's leadership, LSU enjoys one of the country's premier athletics programs with success on and off the field of competition. Now in his seventh year at LSU, Alleva is dedicated to athletic and academic excellence, and he is committed to providing the opportunities and the resources necessary for student-athletes to excel in competition, in the classroom and in the community. Alleva joined the LSU family on April 4, 2008 after a highly successful tenure as director of athletics at Duke University for 10 years. Alleva's role at LSU was further expanded in August of 2009 when vice chancellor was added to his title by the LSU Board of Supervisors. It is the first time in school history that the director of athletics has also held a vice chancellor position.

In September 2014, the LSU Board of Supervisors extended Alleva's contract through June of 2019.

Alleva is currently serving a five-year term on the prestigious NCAA Men's Basketball Committee, enhancing his reputation as one of the most respected athletic administrators in the country. Alleva has been appointed to numerous national committees throughout his career, including the Football Bowl Certification Committee, the NCAA Division I Championships/Competition Cabinet and several Southeastern Conference and Atlantic Coast Conference committees.

Upon his arrival at LSU, Alleva unveiled a strategic master plan for the LSU athletics program – "LSU: Thru and True" – to ensure the advancement and future of LSU Athletics as an exemplary enterprise. The central mission of the plan is to create an environment for student-athletes to reach their ultimate potential, prepare them to be champions in life and to set out goals and values for the entire athletics program.

Living up to Alleva's mantra of "competition, classroom, community," LSU student-athletes in 2013-14 logged more than 4,732 hours in community service work across 21 sports through LSU's "Geaux Givers" program. And a total of 88 proud Tigers received their degrees from the university during LSU commencement ceremonies in December and May. LSU's overall graduation success rate for all student-athletes has grown from 69 percent in 2008 to 81 percent in 2013.

With a strong commitment to academics, Alleva ensures that the Cox Communications Academic Center for Student-Athletes is a first-class facility that provides student-athletes the resources necessary for success in the classroom and personal development. And with an emphasis on community service and outreach programs, the implementation under Alleva's direction of the "Geaux Givers" fosters a relationship between the local community and LSU student-athletes, who regularly participate in philanthropic events. Alleva has bolstered the athletic department's L-Club program to reach out and connect with former student-athletes, and he has supervised the thriving "Project Graduation" program in which many former student-athletes have returned to LSU to earn their degrees.

Alleva's tenure has been distinguished by a number of significant athletic achievements, including four straight 10-win seasons by the football team, a baseball national championship and two College World Series berths, two consecutive women's basketball Sweet 16 appearances, three gymnastics Super Six berths, a softball College World Series appearance and 15 NCAA Top 5 finishes indoors and outdoors by the men's and women's track and field teams.

LSU under Alleva's leadership claimed the 2009 baseball College World Series title, and the Tigers have earned 30 individual NCAA championships in the sports of men and women's track and field, gymnastics, men's golf and women's golf. LSU has captured 12 Southeastern Conference team championships, including the 2011 football crown, and the Tigers have won 80 individual SEC titles during Alleva's term. The Tigers in 2011-12 finished fourth in both the men's and women's Capital One Cup competition that identifies athletic excellence. LSU was one of only two schools in the country – and the only one in the SEC – to rank in the top four in both categories.

LSU's prominence was evident again in the final 2013-14 Learfield Sports Director's Cup standings that recognize the nation's best athletic programs, as the Tigers finished in the Top 25 for the ninth consecutive year. LSU was the only school in the Southeastern Conference to post a 10 win-season (10-3) in football, a 20-win season (20-14) in men's basketball and a 40-win season (46-16-1) in baseball.

The 2013 LSU football team recorded its seventh 10-win season in nine years and defeated Iowa in the Outback Bowl; the men's basketball team earned 20 victories for the first time since 2009; and the baseball team won its fifth SEC Tournament title in seven years and was an NCAA Tournament National Seed for the third straight season. The Lady Tiger basketball team earned his second consecutive Sweet 16 berth, and LSU gymnastics, led by National Coach of the Year D-D Breaux, enjoyed the finest season in its illustrious history, finishing No. 3 in the nation.

The LSU men's golf team recorded its highest national finish since 1967, as the Tigers placed third at the NCAA Championships. The men's track and field team placed fourth and the women's team sixth at the NCAA outdoor meet. The softball, volleyball, swimming and diving, women's tennis and women's golf teams each participated in NCAA postseason competition. The year was also highlighted by the inaugural season of the sand volleyball program, which gives more LSU female student-athletes the opportunity to compete at the intercollegiate level.

Alleva's vision will keep LSU among the nation's leaders in athletic facilities. In the fall of 2014, LSU opens the expansion of the South End Zone of Tiger Stadium – a project that adds premium seating, general public seating and two state-of-the-art video boards – continuing an effort to augment one of the most iconic venues in all of college sports. Since 2010, Alleva has directed an aggressive campaign to preserve and enhance the appearance of Tiger Stadium that has included the installation new windows, lighting systems, gating systems, and championship plazas.

Under Alleva's direction, LSU's world-renowned track and field program in 2010 received a new running surface in Bernie Moore Stadium, and extensive renovations to the Maddox Field House in the spring of 2014 give the Tigers a first-class indoor track and field venue. Alleva directed a major renovation to the University Club golf course that was completed in September 2010 and allows the LSU men's and women's golf teams to compete on one of the most challenging courses in the country. An overhaul of the LSU soccer facility was completed in the fall of 2011, converting the venue into fan-friendly venue that has attracted record-breaking crowds.

Future plans include a new gymnastics practice facility, a new tennis complex featuring indoor and outdoor courts, and a modern Nutrition Center for Student-Athletes, a facility that will house full-time chefs and nutritionists and provide the best dietary selections for all Fighting Tiger competitors.

Alleva is an innovator with bold ideas that benefit not only LSU but all of Greater Baton Rouge. He has been instrumental in the planning of the Bayou Country Superfest, a three-day country music concert and festival held in Tiger Stadium each spring. The event attracts over 100,000 visitors to the LSU campus and makes a tremendous economic impact upon the local community.

Alleva became director of athletics at Duke in 1998 and his impressive tenure there propelled the university into the ranks of America's top all-around collegiate programs. Among his outstanding list of accomplishments includes the greatest 10-year period in Duke Athletics, winning more ACC and NCAA championships than in any other decade in school history.

Alleva, whose hometown is Suffern, N.Y., majored in Finance at Lehigh University and received his bachelor's degree in 1975. While at Lehigh, Alleva was the quarterback of the football team and team captain in 1974. Alleva also played on the Lehigh baseball team. He served as a graduate assistant football coach and earned an MBA in 1976.

While at Duke, Alleva played a key role in Durham's community sports scene. He started Little League Baseball in Durham over 20 years ago, and also began the American Legion baseball program.

He is a member of the North Carolina American Legion Hall of Fame, Suffern High School Hall of Fame and the Rockland County Hall of Fame.

Alleva and his wife, Annie, have three children, J.D., Jeff, and Jenny, and one granddaughter.

## Verge Ausberry
**Senior Associate AD/Operations and Administration**

A former LSU football standout, Verge Ausberry joined the athletics administrative staff in August 2001 as the Associate Athletics Director for Operations. He was appointed to the position of Senior Associate Athletics Director in May 2006.

Ausberry supervises and is responsible for football, operations and football scheduling. He also oversees the LSU men's and women's track and field programs, the equipment staff, the strength and conditioning staff, the Dr. Martin Broussard training room, the video department and football game management.

Ausberry, from New Iberia, La., played inside linebacker for the Tigers, lettering in 1986-89. He was part of two SEC championship teams, playing on teams that went to four bowl games.

Before joining the LSU athletic administration, he was very closely involved in the athletic program, first serving for almost seven years as a member of LSU's highly regarded Academic Center for Athletes.

After leaving the Academic Center, he moved in July 1999 to the Tiger Athletic Foundation staff as part of LSU's fundraising arm.

Ausberry received his Bachelor of Science degree in education in May of 1990, his Master of Education degree in administration, supervision and certification in child welfare in May of 1992 and his specialist in higher education administration in 2004. He is presently a doctoral candidate in higher education administration at LSU. He is married to the former Cheri Morial of New Orleans and they have two boys, Austin(10) and Jaiden(9).

## Bo Bahnsen
**Senior Associate AD/Compliance and Planning**

Returning in 2009 to serve the department in the Compliance Office, Bahnsen is once again proving to be a very versatile member of the athletic department.

Before moving back to Compliance, Bahnsen served the previous five years, in a valuable role as Associate Athletics Director for Internal Relations, overseeing the ticket office and all customer service operations.

Prior to December of 2003, Bahnsen's primary responsibility for the previous 14 years was to serve as LSU's NCAA compliance officer.

Bahnsen served as manager of the LSU basketball team as an undergraduate at LSU. In 1982, he became the administrative assistant for the men's basketball team, where he worked for five years.

In July 1987, he became administrative assistant to Athletics Director Joe Dean, overseeing the purchasing office and departmental travel operations until his promotion in 1989. In 1989, he was assigned his primary responsibility as NCAA compliance officer as assistant athletics director, and then was promoted to associate AD in 1996.

Bahnsen has been responsible for overseeing the successful implementation of LSU's Tradition Fund Program, a football-seating plan that requires contributions for the right to purchase approximately 45,000 seats in Tiger Stadium. In 2009, he helped organize the highly successful LSU celebration of the 100th anniversary of the Men's Basketball Program.

A native of Wharton, Texas, Bahnsen attended Wharton County Junior College for two years before transferring to LSU in 1979. He earned his Bachelor of Science degree in physical education.

Bahnsen, 55, is married to the former Karen Mayson, a former LSU golfer and current head coach of the Lady Tigers golf program. The couple has two children, Darren and Devin.

## Mark Ewing
**Senior Associate AD/Business**

Mark Ewing, a 30-year employee of Louisiana State University, is in his 14th year with the Athletics Department, and serves as the department's Senior Associate Athletics Director for Business and the department's Chief Financial Officer.

His duties as the department's Chief Financial Officer includes oversight of the departments over $109 million budget, management of the athletic business office, oversight of all travel, human resources, and purchasing. He also supervises the Athletic Ticket Office and serves as the liaison for concession operations. He is responsible for the department's financial forecasting and provides the financial information necessary for funding athletic construction and maintenance projects. He also serves as the department's administrator for men's and women's golf.

Ewing came to athletics from LSU's Office of Budget and Planning. He served as LSU's Budget Director overseeing the development and management of the university's operating budget.

Ewing, who is a native of Pointe Coupee Parish, received a bachelor's degree in finance from LSU in 1978 and a master's degree in public administration from LSU in 1995.

Ewing is married to the former Gail Ingram of Morgan City, La., and they have three daughters, Andrea, Arleen and Molly Sue. Andrea and her husband Cody Lee, Arleen and her husband John Daniel, and Molly Sue. He also has three granddaughters – Ainsley Grace who is the daughter of Molly Sue, and Dorothy Claire and Evelyn McLain who are the daughters of Arleen.

## Ronnie Haliburton
**Senior Associate AD/Athletic Facility Management**

Ronnie Haliburton, who served as director of facility services in the LSU Athletics Department for three years, was promoted to Associate Athletics Director for Athletic Facility Management in March 2007.

Haliburton came to the athletics department in December of 2003 from LSU's facility maintenance department, where he served as manager for five years. He was responsible for the overall management of custodial operations, special events crews, stock room inventory and equipment repair.

Haliburton played as a tight end for the LSU football team from 1986-89, and was a member of two Southeastern Conference championship teams. He later played for the Denver Broncos for three years.

He first joined LSU in an administrative capacity in 1994 as resident assistant of Broussard Hall, then the school's athletic dormitory, before moving to the weight room as a student assistant strength coach.

Haliburton became a resident manager in 1996 before being named coordinator of residence life later that year. In 1998, he became Manager of Facility Maintenance at LSU.

## Eddie Nunez
**Senior Associate AD/Internal Operations**

Eddie Nuñez joined the Athletics Department in October 2003 and since then has held 6 positions in the 11 years. In 2010, he was appointed to Senior Associate Athletic Director. With over 14 years of experience in working in intercollegiate athletics, Nuñez brings a background as a former student athlete, a collegiate coach and as a collegiate administrator to LSU.

As a member of the Senior Management Team, Nuñez's responsibilities include assisting in the oversight of day to day operations of the athletic department and serves as the department administrator for men's basketball program and men's and women's tennis programs. He is responsible for the management of the Strategic Master Plan for the department, the management and oversight of the Event Management department, the Marketing and Promotions department as well as directs all capital projects for the Athletic Department and Tiger Athletic Foundation. Under his guidance, the athletic department has experienced over $350 million dollars in renovations and construction of capital projects. Nuñez also serves as the Athletic Department's liaison with LSU Sports Properties and Tiger Athletic Foundation, the principal fundraising arm of LSU athletics. During his time at LSU, he has been appointed to represent the department of athletics on various University and community committees.

Nuñez came to LSU after two and half years as the Director of Game and Event Management at Vanderbilt University. At Vanderbilt, along with directing the Game and Event Management department, he also assisted in construction and renovation of numerous athletic facilities. Prior to that, Nuñez served as men's basketball administrative assistant coach at Marquette University for one year and was men's basketball graduate assistant for coach Billy Donovan at the University of Florida for the previous two years. While attending the University of Florida, he played two seasons on the men's basketball team in 1997 and 1998 and was a twice on the SEC All Academic Honor Roll. He transferred to Florida after playing two years and obtaining a degree from Miami-Dade Community College.

The native of Miami, Fla., received his Associate degree in arts in architecture from Miami-Dade Community College in 1995, his Bachelor's in Sports Management and Masters in Sports Administration from the University of Florida in 1998 and 2000, respectively. He is married to the former Jane Hess of Owensboro, KY., and the couple have two daughters, Elizabeth Kendall Nuñez (6) and Anna Caldwell Nuñez (3).

# Athletic Administration

## Miriam Segar
**Senior Associate AD/Senior Woman Administrator**

Former LSU women's basketball player Miriam Segar has been a part of the athletics administration since June of 1995 and was most recently named Senior Associate AD and the department's Senior Woman Administrator after having served as Associate Athletics Director for Student Services since April 2007. She had served as Assistant Athletics Director since 2004.

As LSU's Senior Woman Administrator, Segar's responsibilities include oversight of the highly successful Tiger Olympic Sports program including 17 men's and women's sports. Segar began her administrative career at LSU as the compliance coordinator where she served for three years. Following that, in 1998, Segar was named the director of the CHAMPS/Life Skills Program where she worked until 2001 when she became the Director of Student Services.

While working with CHAMPS/Life Skills, Segar guided the program to the Division I Athletic Directors Program of Excellence Award in 2001.

Prior to returning to her alma mater, Segar spent one year at the SEC office as the championships assistant and the officiating assistant, assisting in the management of all SEC championships and tournaments and the coordination of women's basketball officials.

Segar, the 2006 Athletic Department Female Alumnus of the Year, was a three-year captain for the Lady Tigers basketball team and received four letters from 1990 to 1994. She earned the 1994 NCAA Post-graduate Scholarship and was a member of the 1994 NCAA All-Academic team.

Segar and her husband Jamie have four children — Grant, Reid, Maggie and Hayes.

## Brian Broussard
**Associate AD/Ticket Sales and Operations**

An 18-year veteran of the Athletics Department, including 14 years as ticket manager, Brian Broussard was promoted to Assistant Athletics Director for Ticket Operations in July 2007 and Associate AD in 2012.

Broussard is responsible for revenue in excess of $50 million, which includes the management of ticket and parking sales and renewals for all sports, as well as Tradition Fund donations for football, men's basketball and baseball.

Broussard began at LSU in August 1996 as an assistant ticket manager responsible for men's basketball sales and the day-to-day operations of ticket office. In March 2000, he was promoted to ticket manager, becoming responsible for the ticketing in all sports.

Prior to joining the LSU staff, Broussard was the ticket manager at Northwestern State in 1996. He worked as a promotions assistant at the University of Miami in 1995 and was the gameday club manager for the New Orleans Saints in 1994.

The Gretna native earned his bachelor's degree in political science from LSU in 1993. He is married to the former Aimee Hodges of Alexandria.

## Emmett David
**Associate AD/Facility and Project Development**

Emmett David joined the LSU Athletics Department in 2012 after serving as Director of the Office of Planning Design and Construction at LSU since June of 1996.

He will assist in facility and project development for the Athletic Department including the newly completed South Stadium addition and future projects for such sports as tennis and gymnastics and other property holding enhancements.

Among his responsibilities for the University was to serve as facility officer for Doctoral I Research Institution consisting of 11.2 million gross square feet with 250 primary buildings. He also was responsible for the 5-year Capital Outlay project planning of some $484 million, deferred maintenance reporting and funding; and, ADA and Life Safety Code deficiency projects, budgets and tracking of expenditures of some $200 million. He was responsible for nearly $800,000 in physical development on campus with projects such as Choppin Annex, Residential College, Business Education Complex, Raphael Semmes Parking Garage and numerous major maintenance, repair and restoration projects.

He also coordinated and implemented master plans for such departments as Parking and Traffic, Athletics, Veterinary Medicine, Student Health Center, Union, University Recreation, South Campus and Residential Life.

David developed long range planning of future projects and the impact of associated displacement and monitored and managed space inventory and he has served as a Staff Senator.

David graduated from LSU with a Bachelor of Architecture in 1982 and his Master of Public Administration in 2006. He is a registered licensed architect by the state of Louisiana.

Emmett and his wife Maurine have two children Chloe and Gabe, who are both residents of Baton Rouge.

## Neal Lamonica
**Assistant AD/Fiscal Operations**

Neal Lamonica, a member of the LSU Athletic Department staff since January 2000, was promoted to Assistant Athletic Director for Fiscal Operations in August 2013.

His primary duties include monitoring the Athletic Department's over $109 million budget, and assisting coaches and administrators in formulating budgets for future years. He also serves as the liaison to the athletic department's retail sales operations and Tiger Booster Clubs.

Lamonica began his professional career at LSU in 2000 in the athletic department compliance office before moving to the business office in June 2003. He served as Coordinator of Athletic Business until December 2005, when he was named Business Manager.

Lamonica was promoted to Director of Fiscal Operations in November 2009.

Lamonica received a bachelor's degree in mass communications from LSU in 1998, and he earned an LSU master's degree in business administration in 2003.

Lamonica and his wife, Blythe, are the parents of three sons – Davis, Sam Henry and Luke.

## Mathew Shanklin
**Assistant AD/Marketing**

Mathew Shanklin begins his third year at LSU serving as the Assistant Athletic Director of Marketing and as the General Business Manager for LSU Sports Properties, the multi-media rights holder for Tiger Athletics. Previously, Shanklin served 20 years as the Associate Athletic Director of Marketing and Licensing at the University of Arkansas.

Shanklin supervises all operations and client services for LSU Sports Properties, while also managing the LSU Marketing efforts. Since joining LSU, he has implemented several new initiatives including the Bengal Brigade Street team and the new Band pre-game presentation for men's basketball.

While at Arkansas, Shanklin was in charge of all department marketing/promotions, corporate sponsorships, advertising sales and coordinated all sales and programming for the football, basketball and baseball video boards. He was instrumental in developing the HogPen, a tailgating area for fans inside Baum Stadium, the Hog Spa hot tub area at Baum Stadium and the RBI Girls. Shanklin was instrumental in establishing the school's first baseball radio network in 1992, one of the nation's largest with more than 25 affiliates statewide as well as creating the first Hispanic radio network for the University of Arkansas. In 1998, Shanklin became the university's licensing coordinator and under his direction, licensing revenues increased every quarter.

Shanklin was assistant marketing director at East Carolina University for a year before going to Arkansas. He had served as an intern at Arkansas for five months before joining the ECU staff.

A 1984 graduate of South Mecklenburg (N.C.) High School in Charlotte, N.C., where he lettered in baseball and soccer, Shanklin earned his degree in communications from North Carolina-Wilmington in 1988.

A graduate of Ohio University's highly respected sports administration program, Shanklin earned a master's degree in that program in the fall of 1989.

An avid golfer, Shanklin married the former Missy Emmerson of Jacksonville, Texas, in 2003. She has a daughter, Jordan (18) who attends LSU, and they are also the parents of Barbara Blake (8) and Isabella Grace (6).

## David Taylor
**Assistant AD/Game-Event Management**

David Taylor, who has been a part of LSU's game management team since September 2005, was promoted in August 2014 to Assistant Athletic Director of Game and Event Management. Taylor handles all aspects regarding game management of athletic events while overseeing a staff that helps coordinate all events within the LSU Athletic Department grounds.

Taylor, who started as game management coordinator, was promoted to Assistant Director in 2006 and Associate Director in 2008. He assumed the directorship of Game and Event Management in September 2011.

Prior to that, Taylor served as Assistant Coordinator of Athletic Facilities and Game Operations at Texas State University from 2003 to 2005.

Taylor earned his B.S. degree from Texas-El Paso in 1999 and his Masters in Sports Management in 2003.

GEAUX ZONE HD

## THE BEST WAY TO EXPERIENCE LSU FOOTBALL

The Official Website of LSU Athletics powers the Geaux Zone on gamedays. Members have access to live behind-the-scenes video, live audio, on-demand HD highlights, live press conferences and coaches' shows. Join now at www.LSUsports.net/join

NEW FOR 2014

## LSU SPORTS MOBILE APPS

The Official iPad, iPhone and Android Apps of LSU Athletics

Available on the App Store | Google play

www.LSUsports.net/apps

PRESENTED BY BASF The Chemical Company

Official news, schedules, scores, rosters and live stats.
Upgrade to LSUsports Mobile+ to get video highlights and live audio broadcasts *
* live audio available with Geaux Zone membership

LSUsports.net


## LSUsports.net/connect

Connect like never before to your favorite LSU Athletics teams, coaches and departments online and on your smartphone. LSU Athletics' complete Social Media Directory including Facebook pages, Twitter and Instagram accounts are available at LSUsports.net/connect.

| Teams | Twitter |
|---|---|
| LSU Baseball | @LSUBaseball |
| LSU Men's Basketball | @LSUBasketball |
| LSU Women's Basketball | @LSUwbkb |
| LSU Football | @LSUfball |
| LSU Men's Golf | @LSUMensGolf |
| LSU Women's Golf | @LSUWomensGolf |
| LSU Gymnastics | @LSUGym |
| LSU Sand Volleyball | @LSUsandVB |
| LSU Soccer | @LSUSoccer |
| LSU Softball | @LSUSoftball |
| LSU Swimming & Diving | @LSUSwimDive |
| LSU Men's Tennis | @LSUTennis |
| LSU Women's Tennis | @LSUwten |
| LSU Track & Field | @LSUTrackField |
| LSU Volleyball | @LSUVolleyball |

| Coaches | |
|---|---|
| Les Miles (FB) | @LSUCoachMiles |
| Cam Cameron (FB) | @LSUCoachCam |
| John Chavis (FB) | @LSUCoachChavis |
| Steve Ensminger (FB) | @SteveEnsminger |
| Jeff Grimes (FB) | @CoachGrimey |
| Brick Haley (FB) | @CoachBrickHaley |
| Adam Henry (FB) | @CoachHenry8 |
| Bradley Dale Peveto (FB) | @CoachPeveto |
| Corey Raymond (FB) | @LSUCoachRaymond |
| Frank Wilson (FB) | @LSUCoachWilson |
| Will Davis (BSB) | @willd52 |
| Nolan Cain (BSB) | @ncain39 |
| Johnny Jones (MBB) | @LSUCoachJones |
| Tom Kelsey (MBB) | @coachkelsey |
| Zach Kendrick (MBB) | @zkendrick |
| Eric Musselman (MBB) | @EricPMusselman |
| Nikki Caldwell (WBB) | @NikkiCaldwell |
| Tasha Butts (WBB) | @TashaButts |
| Angel Elderkin (WBB) | @LSU_CoachAngel |
| Tony Perotti (WBB) | @TonyPerotti |
| Michael Scruggs (WBB) | @ CoachScruggs |
| Karen Bahnsen (WG) | @kbahnse |
| Alexis Rather (WG) | @Alexis_Rather |
| Jay Clark (GYM) | @jayclark886 |
| Russell Brock (SVB) | @RussLSUsand |
| Beth Torina (SB) | @BethTorina |
| Howard Dobson (SB) | @HWDobson |
| Quinlan Duhon (SB) | @LSUQuinlanDuhon |
| Lindsay Leftwich (SB) | @LLefty18 |
| Dave Geyer (SD) | @LSUCoachGeyer |
| Chris Ip (SD) | @CoachChrisIp |
| Jeana Fuccillo Kempe (SD) | @jfooch11 |
| Chase Kreitler (SD) | @ChaseKreitler |
| Jeff Brown (MT) | @LSUCoachJBrown |
| Danny Bryan (MT) | @LSUDannyBryan |
| Julia S. Sell (WT) | @LSUJuliaSell |
| Tristan Venables (WT) | @ LSU_TVenables |
| Todd Lane (TF) | @LSUToddLane |
| Khadevis Robinson (TF/XC) | @khadevis |
| Fran Flory (VB) | @LSUCoachFran |
| Jill Lytle Wilson (VB) | @JillLSUVB |

| Departments | |
|---|---|
| LSUsports.net | @LSUsports |
| LSUpix.net | @LSUpix |
| LSUsports.net Geaux Zone Feed | @LSUGeauxZone |
| LSUsports.net News Feed | @LSUSportsNews |
| LSU Academic Center | @LSUAcademicCtr |
| LSU Cheerleading | @LSUCheer |
| LSU Compliance | @LSUCompliance |
| LSU Equipment Managers | @LSUFBEquipment |
| LSU Event Management | @LSUEM |
| LSU Final Score | @LSUfinalscore |
| LSU Football Video Dept. | @LSU_FB_Video |
| LSU Publications Office | @LSUPublications |
| LSU Roar Corps | @LSUroarcorps |
| LSU Sports Properties | @LSUSP |
| LSU Sports Nutrition | @HealthyTigerLSU |
| LSU Ticket Office | @LSUtix |
| LSU Tiger Girls | @LSUTigerGirls |
| Mike The Tiger | @LSUMikeTiger |
| Mike's Kids Club | @LSUMKC |
| National L Club | @LSULclub |
| Tiger Athletic Foundation | @LSUTAF |
| Tiger Stadium | @LSUTigerStadium |

| University | |
|---|---|
| Official University | @LSU |
| President F. King Alexander | @LSUprez |
| University News | @LSUnews |

| Administration | |
|---|---|
| Michael Bonnette | @LSUBonnette |
| Brian Broussard | @BroussardBrian |
| Krystal Bennett Faircloth | @KrystalBennett |
| Kent Lowe | @LSUKent |
| Jamie Meeks | @JamieMeeksRD |
| Tommy Moffitt | @TommyMoffitt |
| Jayson Santos | @M_Compliant_M |
| Will Stafford | @WillStaffordLSU |
| Jake Terry | @LSUJake |
| Emily Villere | @EAVillere |
| Clyde Verdin | @CVerdin34 |

## TEAM LSU CORPORATE PARTNERS

TEAM LSU CORPORATE PARTNER

COX

PEOPLES HEALTH

Capital One Bank

Coca-Cola

POWERADE

OUR LADY OF THE LAKE REGIONAL MEDICAL CENTER
Franciscan Missionaries of Our Lady Health System

## TIGER PARTNERS

TIGER PARTNER

LOUISIANA LOTTERY CORPORATION

LHC GROUP

THE ADVOCATE

**FOR MORE INFORMATION REGARDING SPONSORSHIP OPPORTUNITIES WITH LSU ATHLETICS, PLEASE CONTACT:**

**LSU Sports Properties**
LSU Athletic Administration Building • Baton Rouge, LA 70803

**225.578.8883**

# BE A PART OF THE TRADITION

Results of contributions to Tiger Athletic Foundation appear in the form of new and upgraded facilities. In the Southeastern Conference, keeping pace in this area is of paramount importance and TAF will be there to make certain that every LSU team has the resources necessary to succeed.

**Tiger Athletic Foundation: helping build the future of LSU Athletics.**

**Visit www.LSUTAF.org to find out how you can get involved or call 225-578-4823.**

**The Preservation of Tiger Stadium**

**Football Operations Center**

**University Club Golf Course & Golf Practice Facility**

**Tiger Park**

**Alex Box Stadium**

**Basketball Practice Facility**

# 2014-15 Opponents

| | DATE/LOCATION | UNIVERSITY | HEAD COACH | COMMUNICATIONS |
|---|---|---|---|---|
| ARKANSAS-LITTLE ROCK | Friday, November 14<br>11:30 a.m. • Maravich Center<br>TV: SEC Network Plus | Trojans<br>Little Rock, Arkansas<br>Sun Belt Conference<br>Colors: Maroon, Black & Silver<br>Series: LSU leads 1-0 | Joe Foley<br>School Record: 215-126 (11)<br>Career Record: 671-207 (25)<br>Assistants: Robert Dallimore, Alicia Cash, Bobby Brasel | Evan Drexler<br>Office: (501) 569-3403<br>esdrexler@ualr.edu<br>www.UALRTrojans.com |
| SAM HOUSTON STATE | Saturday, November 15<br>3:30 p.m. • Maravich Center<br>TV: SEC Network Plus | Bearkats<br>Huntsville, Texas<br>Southland Conference<br>Colors: Orange, White, & Blue<br>Series: LSU leads 3-0 | Brenda Welch-Nichols<br>School Record: 91-146 (7)<br>Career Record: 223-294 (18)<br>Assistants: Rosalind Jennings, Stacy Stephens | Kevin Rodriguez<br>Office: (936) 294-1764<br>Kjr002@shsu.edu<br>www.GoBearkats.com |
| JACKSON STATE | Monday, November 17<br>7 p.m. • Maravich Center<br>TV: SEC Network Plus | Tigers<br>Jackson, Miss.<br>Southwestern Athletic Conference<br>Colors: Navy Blue & White<br>Series: LSU leads 11-2 | Surina Dixon<br>School Record: 27-31 (2)<br>Career Record: 68-145 (8)<br>Assistants: Shannice Stephens, Terrence Johnson, Tammy Bagby | Wesley Peterson<br>Office: (601) 979-5899<br>wesley.peterson@jsums.edu<br>www.JSUTigers.com |
| TULANE | Wednesday, November 19<br>7 p.m. • Maravich Center<br>TV: SEC Network Plus | Green Wave<br>New Orleans, La.<br>The American Conference<br>Colors: Olive Green & Sky Blue<br>Series: LSU leads 29-6 | Lisa Stockton<br>School Record: 416-204 (20)<br>Career Record: 479-231 (23)<br>Assistants: Beth Dunkenberger, Alan Frey, Doshia Woods | Josh Bates<br>Office: (504) 865-5504<br>jbates3@tulane.edu<br>www.TulaneGreenWave.com |
| RUTGERS | Saturday, November 22<br>2 p.m. • Maravich Center<br>TV: SEC Network Plus | Scarlet Knights<br>New Brunswick, .N.J<br>Big Ten Conference<br>Colors: Scarlet<br>Series: Rutgers leads 5-2 | C. Vivian Stringer<br>School Record: 309-206 (18)<br>Career Record: 929-342 (43)<br>Assistants: Tia Jackson, Tasha Pointer, Chelsea Newton | Kimberly Zivkovich<br>Office: (501) 569-3403<br>kzivkovich@rutgers.edu<br>www.ScarletKnights.com |
| SANTA CLARA | Tuesday, November 25<br>2:30 p.m. • Puerto Vallarta, Mexico<br>TV: None | Broncos<br>Santa Clara, Calif.<br>West Coast Conference<br>Colors: Red & White<br>Series: LSU leads 1-0 | JR Payne<br>School Record: 0-0 (1)<br>Career Record: 67-86 (5)<br>Assistants: Toriano Towns, Shandrika Lee, Bianca Ziemann | Joey Karp<br>Office: (501) 554-4670<br>jkarp@sc.edu<br>www.SantaClaraBroncos.com |
| UTEP | Wednesday, November 26<br>2:30 p.m. • Puerto Vallarta, Mexico<br>TV: None | Miners<br>El Paso, Texas<br>Conference USA<br>Colors: Dark Blue & Orange<br>Series: First Meeting | Keitha Adams<br>School Record: 235-165 (13)<br>Career Record: 365-202 (18)<br>Assistants: Ewa Laskowska, Bill Damuth | Mark Bruner<br>Office: (915) 747-5722<br>mbrunner@utep.edu<br>www.UTEPAthletics.com |

# 2014-15 Opponents

| | DATE/LOCATION | UNIVERSITY | HEAD COACH | COMMUNICATIONS |
|---|---|---|---|---|
| KANSAS STATE | Thursday, November 27<br>5 p.m. • Puerto Vallarta, Mexico<br>TV: None | Wildcats<br>Manhattan, Kan.<br>Big 12<br>Colors: Purple, Silver & White<br>Series: KSU leads 3-2 | Jeff Mettie<br>School Record: 0-0 (1)<br>Career Record: 454-234 (22)<br>Assistants: Brian Ostermann, Ebony Gilliam, Claire Coggins | Randy Peterson<br>Office: (915) 747-5722<br>rpeterson@kstatesports.edu<br>www.K-StateSports.com |
| LOUISIANA TECH | Wednesday, December 3<br>6 p.m. • Maravich Center<br>TV: SEC Network | Lady Techsters<br>Ruston, La.<br>Conference USA<br>Colors: Red & Blue<br>Series: LSU leads 15-12 | Tyler Summitt<br>School Record: 0-0 (1)<br>Career Record: Same<br>Assistants: Mickie DeMoss, Bernitha Johnson, Amber Smith | Malcolm Butler<br>Office: (318) 257-3145<br>mbutler@latech.edu<br>www.LaTechSports.com |
| SOUTHEASTERN LA | Sunday, December 14<br>2 p.m. • Maravich Center<br>TV: SEC Network Plus | Lady Lions<br>Hammond, La.<br>Southland Conference<br>Colors: Green & Gold<br>Series: LSU leads 29-7 | Yolanda Moore<br>School Record: 0-0 (1)<br>Career Record: 26-3 (1)<br>Assistants: Levar Willis, Jelani McCaskey, Travis Ponton | Kemmler Chapple<br>Office: (985) 549-3221<br>kemmler.chapple@selu.edu<br>www.LionSports.net |
| LONG BEACH STATE | Tuesday, December 16<br>9 p.m. • Long Beach, Calif.<br>TV: None | 49ers<br>Long Beach, Calif.<br>Big West Conference<br>Colors: Black & Gold<br>Series: LSU leads 2-1 | Jody Wynn<br>School Record: 68-89 (5)<br>Career Record: Same<br>Assistants: Derek Wynn, Paul Reed, Kari LaPlante | Andrea Ohta<br>Office: (562) 985-8569<br>andrea.ohta@csulb.edu<br>www.LongBeachState.com |
| UC SANTA BARBARA | Friday, December 19<br>9:30 p.m. • Santa Barbara, Calif.<br>TV: None | Gauchos<br>Santa Barbara, Calif.<br>Big West Conference<br>Colors: Blue & Gold<br>Series: LSU leads 3-0 | Carlene Mitchell<br>School Record: 41-55 (3)<br>Career Record: Same<br>Assistants: Natalie Jarrett, Heather Zurich, Matt Schiff | Mitchell Clements<br>Office: (805) 893-3428<br>mitchell.clements@athletics.ucsb.edu<br>www.UCSBGauchos.com |
| UNC GREENSBORO | Sunday, December 28<br>2:30 p.m. • Coral Gables, Fla.<br>TV: None | Spartans<br>Greensboro, N.C.<br>Southern Conference<br>Colors: Blue & Gold<br>Series: First Meeting | Wendy Palmer<br>School Record: 11-48 (2)<br>Career Record: Same<br>Assistants: Latoya Jones, Cait Wemore, Walter Pitts | Justin Glover<br>Office: (336) 334-5615<br>justin.glover@uncg.edu<br>www.UNCGSpartans.com |
| MIAMI | Monday, December 29<br>TBA • Coral Gables, Fla.<br>TV: None | Hurricanes<br>Coral Gables, Fla.<br>Atlantic Coast Conference<br>Colors: Orange, Green & White<br>Series: LSU leads 3-0 | Katie Meier<br>School Record: 163-121 (9)<br>Career Record: 239-166 (13)<br>Assistants: Derrick Gibbs, Octavia Blue, Zach Kancher | Taylor McGillis<br>Office: (786) 510-7462<br>t.mcgillis@miami.edu<br>www.HurricaneSports.com |

# 2014-15 Opponents

| | DATE/LOCATION | UNIVERSITY | HEAD COACH | COMMUNICATIONS |
|---|---|---|---|---|
| FLORIDA A&M | Monday, December 29<br>TBA • Coral Gables, Fla.<br>TV: None | Lady Rattlers<br>Tallahassee, Fla.<br>Mid-Eastern Athletic Conference<br>Colors: Orange & Green<br>Series: First Meeting | LeDawn Gibson<br>School Record: 100-84 (6)<br>Career Record: Same<br>Assistants: Andrea Johnson, Freddie Murray, Erik Rashad | Vaughn Wilson<br>Office: (850) 599-3200<br>vaughn.wilson@famu.edu<br>www.FAMUAthletics.com |
| FLORIDA | Friday, January 2<br>6 p.m. • Gainesville, Fla.<br>TV: SEC Network Plus | Gators<br>Gainesville, Fla.<br>Southeastern Conference<br>Colors: Orange & Blue<br>Series: LSU leads 25-12 | Amanda Butler<br>School Record: 140-95 (7)<br>Career Record: 180-117 (9)<br>Assistants: Angela Crosby, David Lowery & Murriel Page | Kathy Cafazzo<br>Office: (352) 375-4683 ext. 6133<br>kathyc@gators.ufl.edu<br>www.Gatorzone.com |
| SOUTH CAROLINA | Sunday, January 4<br>2 p.m. • Maravich Center<br>TV: ESPN2<br><br>Thursday, February 12<br>6 p.m. • Columbia, S.C.<br>TV: FSN | Gamecocks<br>Columbia, S.C.<br>Southeastern Conference<br>Colors: Garnet & Black<br>Series: LSU leads 22-6 | Dawn Staley<br>School Record: 121-71 (6)<br>Career Record: 293-151 (14)<br>Assistants: Lisa Boyer, Nikki McCray, Darius Taylor | Diana Koval<br>Office: (803) 777-7977<br>dkoval@mailbox.sc.edu<br>www.GamecocksOnline.com |
| VANDERBILT | Thursday, January 8<br>8 p.m. • Maravich Center<br>TV: SEC Network | Commodores<br>Nashville, Tenn.<br>Southeastern Conference<br>Colors: Black & Gold<br>Series: Vandy leads 24-18 | Melanie Balcomb<br>School Record: 277-119 (13)<br>Career Record: 440-223 (22)<br>Assistants: Tom Garrick, Ashley Earley, Kim Rosamond | David Dawson<br>Office: (615) 322-4051<br>david.dawson@vanderbilt.edu<br>www.VUCommodores.com |
| TEXAS A&M | Sunday, January 11<br>12 p.m. • College Station, Texas<br>TV: ESPNU<br><br>Sunday, March 1<br>TBA • Maravich Center<br>TV: ESPNU/2 | Aggies<br>College Station, Texas<br>Southeastern Conference<br>Colors: Maroon & White<br>Series: LSU leads 8-7 | Gary Blair<br>School Record: 264-109 (10)<br>Career Record: 672-272 (29)<br>Assistants: Kelly Bond-White, Bob Starkey, Amy Wright | David Waxman<br>Office: (979) 862-5423<br>dwaxman@athletics.tamu.edu<br>www.AggieAthletics.com |
| MISSISSIPPI STATE | Thursday, January 15<br>7 p.m. • Starkville, Miss.<br>TV: SEC Network Plus | Bulldogs<br>Starkville, Miss.<br>Southeastern Conference<br>Maroon & White<br>Series: LSU leads 46-6 | Vic Schaefer<br>School Record: 35-31 (2)<br>Career Record: 115-141 (9)<br>Assistants: Johnnie Harris, Aqua Franklin, Elena Lovato | Brock Turnipseed<br>Office: (662) 325-7556<br>bturnipseed@athletics.msstate.edu<br>www.HailState.com |
| KENTUCKY | Sunday, January 18<br>1 p.m. • Maravich Center<br>TV: ESPNU | Wildcats<br>Lexington, Ky.<br>Southeastern Conference<br>Colors: Blue & White<br>Series: LSU leads 31-12 | Matthew Mitchell<br>School Record: 170-71 (7)<br>Career Record: 200-100 (9)<br>Assistants: Adeniyi Amadou, Christian Stefanopoulos, Tamika Williams | Susan Lax<br>Office: (859) 257-8420<br>slax0@uky.edu<br>www.UKAthletics.com |

# 2014-15 Opponents

| | DATE/LOCATION | UNIVERSITY | HEAD COACH | COMMUNICATIONS |
|---|---|---|---|---|
| TENNESSEE | Thursday, January 22<br>6 p.m. • Knoxville, Tenn.<br>TV: SECN Network | Lady Volunteers<br>Knoxville, Tenn.<br>Southeastern Conference<br>Colors: Orange & White<br>Series: Tennessee leads 45-13 | Holly Warlick<br>School Record: 56-14 (2)<br>Career Record: Same<br>Assistants: Kyra Elzy, Jolette Law, Dean Lockwood | Eric Trainer<br>Office: (865) 974-8173<br>etrainer@utk.edu<br>www.UTSports.com |
| OLE MISS | Thursday, January 29<br>8 p.m. • Maravich Center<br>TV: SEC Network<br><br>Thursday, February 26<br>6 p.m. • Oxford, Miss.<br>TV: SEC Network Plus | Rebels<br>Oxford, Miss.<br>Southeastern Conference<br>Colors: Red & Blue<br>Series: LSU leads 30-21 | Matt Insell<br>School Record: 12-20 (1)<br>Career Record: Same<br>Assistants: Alex Simmions, Brittany Hudson, Todd Schaefer | Jessica Poole<br>Office: (662) 915-7896<br>jepoole1@olemiss.edu<br>www.OleMissSports.com |
| MISSOURI | Monday, February 2<br>6 p.m. • Maravich Center<br>TV: SEC Network | Tigers<br>Columbia, Mo.<br>Southeastern Conference<br>Colors: Old Gold & Black<br>Series: LSU leads 5-2 | Robin Pingeton<br>School Record: 60-65 (5)<br>Career Record: 395-222 (19)<br>Assistants: Jenny Putman, Willie Cox, Michael Porter | Jenny Dewar<br>Office: (573) 884-9486<br>dewarj@missouri.edu<br>www.MUTigers.com |
| AUBURN | Thursday, February 5<br>6 p.m. • Auburn Arena<br>TV: FSN | Tigers<br>Auburn, Ala.<br>Southeastern<br>Colors: Burnt Orange and Blue<br>Series: Auburn Leads 29-20 | Terri Williams-Flournoy<br>School Record: 38-30 (2)<br>Career Record: 181-134 (10)<br>Assistants: Ty Evans, Adrian Walters, Sherill Baker | Wes Todd<br>Office: (334) 844-9182<br>wlt0006@auburn.edu<br>www.AuburnTigers.com |
| ALABAMA | Sunday, February 8<br>4 p.m. • Maravich Center<br>TV: SEC Network | Crimson Tide<br>Tuscaloosa, Ala.<br>Southeastern<br>Colors: Crimson and White<br>Series: LSU leads 36-17 | Kristy Curry<br>School Record: 14-16 (1)<br>Career Record: 323-165 (15)<br>Assistants: Kelly Curry, Terry Nooner, Shereka Write | Jessica Paré<br>Office: (205) 348-3673<br>jpare@ia.ua.edu<br>www.RollTide.com |
| GEORGIA | Thursday, February 19<br>7 p.m. • Baton Rouge, La<br>TV: SEC Network Plus | Bulldogs<br>Athens, Ga<br>Southeastern<br>Colors: Red & Black<br>Series: Georgia leads 23-18 | Andy Landers<br>School Record: 843-2877 (35)<br>Career Record: 925-308 (39)<br>Assistants: Joni Crenshaw, Angie Johnson, Robert Mosley | Mike Mobley<br>Office: (706) 548-0858<br>mmobley@sports.uga.edu<br>www.GeorgiaDogs.com |
| ARKANSAS | Sunday, February 22<br>1 p.m. • Fayetteville, Ark.<br>TV: ESPNU | Razorbacks<br>Fayetteville, Ark.<br>Southeastern<br>Color: Cardinal and White<br>Series: LSU leads 29-14 | Jimmy Dykes<br>School Record: 0-0 (0)<br>Career Record: Same<br>Assistants: Christy Smith, Tari Cummings, Simeon Hinsey | Jeri Thorpe<br>Office: (479) 575-5037<br>jthorpe@uark.edu<br>www.ArkansasRazorbacks.com |

# Opponent Series Records

## Alabama • LSU leads 36-17

| | | |
|---|---|---|
| 01/08/77 | LSU 81, Alabama 80 | Tuscaloosa, Ala. |
| 02/05/77 | LSU 99, Alabama 75 | Baton Rouge, La. |
| 01/05/78 | #4 LSU 84, Alabama 60 | Tuscaloosa, Ala. |
| 11/18/79 | LSU 105, Alabama 57 | Baton Rouge, La. |
| 02/16/80 | Alabama 79, LSU 58 | Tuscaloosa, Ala. |
| 01/03/81 | LSU 80, Alabama 68 | Baton Rouge, La. |
| 02/13/82 | Alabama 80, LSU 78 | Tuscaloosa, Ala. |
| 02/20/82 | LSU 76, Alabama 64 | Baton Rouge, La. |
| 01/22/83 | LSU 77, Alabama 73 | Tuscaloosa, Ala. |
| 02/19/83 | #17 LSU 72, Alabama 56 | Baton Rouge, La. |
| 01/21/84 | #7 LSU 73, #15 Alabama 61 | Baton Rouge, La. |
| 02/17/84 | #10 LSU 78, #20 Alabama 74 | Tuscaloosa, Ala. |
| 01/19/85 | LSU 83, #19 Alabama 76 (OT) | Tuscaloosa, Ala. |
| 02/06/85 | LSU 87, #20 Alabama 76 | Baton Rouge, La. |
| 02/08/86 | #9 LSU 83, Alabama 82 | Tuscaloosa, Ala. |
| 02/15/87 | #12 LSU 81, Alabama 66 | Baton Rouge, La. |
| 01/20/88 | Alabama 81, LSU 79 (OT) | Tuscaloosa, Ala. |
| 01/21/89 | #14 LSU 74, Alabama 71 | Baton Rouge, La. |
| 01/20/90 | #16 Alabama 67, LSU 66 | Tuscaloosa, Ala. |
| 02/16/91 | #12 LSU 78, Alabama 66 | Baton Rouge, La. |
| 01/18/92 | Alabama 80, LSU 72 | Tuscaloosa, Ala. |
| 01/16/93 | Alabama 74, LSU 69 | Baton Rouge, La. |
| 03/04/93 | Alabama 106, LSU 86 | Chattanooga, Tenn. (SEC Tournament) |
| 01/30/94 | #15 Alabama 91, LSU 74 | Tuscaloosa, Ala. |
| 01/28/95 | #14 Alabama 90, at LSU 60 | Baton Rouge, La. |
| 02/03/96 | #15 Alabama 86, LSU 60 | Tuscaloosa, Ala. |
| 03/03/96 | #13 Alabama 86, LSU 70 | Chattanooga, Tenn. (SEC Tournament) |
| 02/01/97 | #14 LSU 84, #5 Alabama 74 | Baton Rouge, La. |
| 01/29/98 | Alabama 67, LSU 54 | Baton Rouge, La. |
| 02/03/98 | Alabama 73, LSU 51 | Tuscaloosa, Ala. |
| 01/28/99 | #23 Alabama 71, LSU 66 | Tuscaloosa, Ala. |
| 02/03/99 | #24 LSU 75, #21 Alabama 50 | Baton Rouge, La. |
| 02/10/00 | Alabama 72, #7 LSU 68 | Tuscaloosa, Ala. |
| 02/08/01 | #12 LSU 74, Alabama 58 | Baton Rouge, La. |
| 02/24/02 | Alabama 82, LSU 73 | Tuscaloosa, Ala. |
| 02/13/03 | #4 LSU 85, Alabama 43 | Baton Rouge, La. |
| 02/05/04 | #14 LSU 103, Alabama 68 | Tuscaloosa, Ala. |
| 01/16/05 | #3 LSU 76, Alabama 51 | Baton Rouge, La. |
| 03/04/05 | #1 LSU 60, Alabama 59 | Greenville, S.C. (SEC Tournament) |
| 01/19/06 | #3 LSU 79, Alabama 43 | Baton Rouge, La. |
| 02/23/06 | #3 LSU 86, Alabama 61 | Tuscaloosa, Ala. |
| 01/21/07 | #8 LSU 61, Alabama 45 | Tuscaloosa, Ala. |
| 02/25/07 | #7 LSU 70, Alabama 27 | Baton Rouge, La. |
| 02/07/08 | #8 LSU 89, Alabama 53 | Tuscaloosa, Ala. |
| 01/11/09 | LSU 55, Alabama 34 | Baton Rouge, La. |
| 01/31/10 | #11 LSU 78, Alabama 41 | Tuscaloosa, Ala. |
| 01/09/11 | LSU 72, Alabama 43 | Baton Rouge, La. |
| 03/03/11 | LSU 60, Alabama 36 | Nashville, Tenn. (SEC Tournament) |
| 01/08/12 | LSU 84, Alabama 40 | Baton Rouge, La. |
| 02/12/12 | LSU 51, Alabama 46 | Tuscaloosa, Ala. |
| 02/28/13 | LSU 76, Alabama 42 | Baton Rouge, La. |
| 03/02/14 | Alabama 78, LSU 60 | Tuscaloosa, Ala. |
| 03/06/14 | LSU 78, Alabama 65 | Duluth, Ga. (SEC Tournament) |

At Baton Rouge: LSU leads 22-3 — At Tuscaloosa: Alabama leads 12-11
At Neutral Site: LSU leads 3-2

## Arkansas • LSU leads 29-14

| | | |
|---|---|---|
| 02/11/92 | at Arkansas 74, LSU 66 | Fayetteville, Ark. |
| 02/10/93 | Arkansas 69, LSU 66 | Baton Rouge, La. |
| 02/08/94 | LSU 75, Arkansas 64 | Fayetteville, Ark. |
| 02/14/95 | #18 Arkansas 82, LSU 72 | Baton Rouge, La. |
| 01/21/96 | #22 Arkansas 73, LSU 72 | Baton Rouge, La. |
| 01/31/96 | #24 Arkansas 74, LSU 65 | Fayetteville, Ark. |
| 03/23/96 | LSU 91, Arkansas 68 | Amarillo, Texas (Women's NIT) |
| 01/21/97 | #18 LSU 79, #12 Arkansas 72 | Baton Rouge, La. |
| 02/19/97 | #13 LSU 76, #20 Arkansas 66 | Fayetteville, Ark. |
| 01/06/98 | Arkansas 81, LSU 66 | Fayetteville, Ark. |
| 02/11/98 | LSU 77, Arkansas 55 | Baton Rouge, La. |
| 01/06/99 | LSU 85, Arkansas 51 | Baton Rouge, La. |
| 02/11/99 | Arkansas 86, #20 LSU 61 | Fayetteville, Ark. |
| 01/13/00 | #17 LSU 82, Arkansas 69 | Fayetteville, Ark. |
| 02/12/00 | #7 LSU 68, Arkansas 51 | Baton Rouge, La. |
| 01/11/01 | #9 LSU 61, Arkansas 54 | Fayetteville, Ark. |
| 02/11/01 | #12 LSU 62, Arkansas 58 | Baton Rouge, La. |
| 01/20/02 | #25 LSU 65, Arkansas 55 | Baton Rouge, La. |
| 02/10/02 | Arkansas 80, LSU 71 | Fayetteville, Ark. |
| 01/19/03 | #10 Arkansas 82, #2 LSU 72 | Fayetteville, Ark. |
| 02/27/03 | #4 LSU 70, #21 Arkansas 57 | Baton Rouge, La. |
| 03/07/03 | #6 LSU 78, #23 Arkansas 72 | Little Rock, Ark. (SEC Tournament) |
| 01/22/04 | #12 LSU 73, Arkansas 65 | Fayetteville, Ark. |
| 02/12/04 | #16 LSU 92, Arkansas 65 | Baton Rouge, La. |
| 01/20/05 | #2 LSU 91, Arkansas 45 | Baton Rouge, La. |
| 02/24/05 | #1 LSU 90, Arkansas 64 | Fayetteville, Ark. |
| 02/02/06 | #3 LSU 93, Arkansas 59 | Fayetteville, Ark. |
| 02/19/06 | #2 LSU 64, Arkansas 42 | Baton Rouge, La. |
| 01/25/07 | #8 LSU 70, Arkansas 53 | Baton Rouge, La. |
| 02/15/07 | #7 LSU 86, Arkansas 65 | Fayetteville, Ark. |
| 01/10/08 | #11 LSU 76, #18 Arkansas 54 | Fayetteville, Ark. |
| 02/28/08 | #6 LSU 83, Arkansas 46 | Baton Rouge, La. |
| 01/08/09 | LSU 62, Arkansas 42 | Fayetteville, Ark. |
| 02/05/09 | LSU 68, Arkansas 53 | Baton Rouge, La. |
| 01/07/10 | #11 LSU 65, Arkansas 38 | Fayetteville, Ark. |
| 01/25/10 | #20 LSU 70, Arkansas 53 | Baton Rouge, La. |
| 01/27/11 | Arkansas 53, LSU 45 | Baton Rouge, La. |
| 02/20/11 | Arkansas 42, LSU 40 | Fayetteville, Ark. |
| 01/22/12 | Arkansas 72, LSU 52 | Baton Rouge, La. |
| 02/16/12 | LSU 50, Arkansas 42 | Fayetteville, Ark. |
| 03/02/12 | LSU 41, Arkansas 40 | Nashville, Tenn. (SEC Tournament) |
| 01/10/13 | Arkansas 63, LSU 54 | Fayetteville, Ark. |
| 02/23/14 | Arkansas 57, #19 LSU 53 | Baton Rouge, La. |

At Baton Rouge: LSU leads 14-6 — At Fayetteville: LSU leads 12-8
At Neutral Site: LSU leads 3-0

## Arkansas-Little Rock • LSU leads 1-0

| | | |
|---|---|---|
| 12/15/13 | #13 LSU 58, Arkansas-Little Rock 51 | Little Rock, Ark. |

At Baton Rouge: 0-0 — At Little Rock: LSU leads 1-0
At Neutral Site: 0-0

## Auburn • Auburn leads 29-20

| | | |
|---|---|---|
| 02/08/80 | Auburn 70, LSU 64 | Knoxville, Tenn. (SEC Tournament) |
| 12/03/80 | Auburn 70, LSU 52 | Auburn, Ala. |
| 01/30/81 | Auburn 73, LSU 71 (OT) | Baton Rouge, La. (SEC Tournament) |
| 01/20/82 | #20 Auburn 77, LSU 71 | Baton Rouge, La. |
| 02/17/82 | #20 Auburn 78, LSU 58 | Auburn, Ala. |
| 01/29/83 | LSU 89, #17 Auburn 51 | Baton Rouge, La. |
| 02/26/83 | #19 Auburn 81, #14 LSU 72 | Auburn, Ala. |
| 01/28/84 | #12 Auburn 75, #9 LSU 73 | Auburn, Ala. |
| 02/25/84 | #9 LSU 67, #16 Auburn 62 | Baton Rouge, La. |
| 01/26/85 | #10 Auburn 79, LSU 75 | Baton Rouge, La. |
| 02/11/85 | #9 Auburn 67, LSU 61 | Auburn, Ala. |
| 01/21/86 | #2 Auburn 84, #9 LSU 63 | Auburn, Ala. |
| 01/04/87 | #3 Auburn 76, #8 LSU 69 | Miami, Fla. |
| 02/28/87 | #2 Auburn 72, #14 LSU 61 | Baton Rouge, La. |
| 02/03/88 | #3 Auburn 78, LSU 47 | Auburn, Ala. |
| 01/14/89 | #1 Auburn 57, #10 LSU 43 | Baton Rouge, La. |
| 03/05/89 | #1 Auburn 75, LSU 65 | Albany, Ga. (SEC Tournament) |
| 01/06/90 | #16 Auburn 77, #15 LSU 60 | Auburn, Ala. |
| 03/03/90 | #12 Auburn 91, #21 LSU 65 | Albany, Ga. (SEC Tournament) |
| 01/12/91 | #15 LSU 85, #5 Auburn 68 | Baton Rouge, La. |
| 01/25/92 | Auburn 70, LSU 61 | Auburn, Ala. |
| 01/23/93 | #9 Auburn 83, LSU 59 | Baton Rouge, La. |
| 02/05/94 | #20 Auburn 68, LSU 39 | Auburn, Ala. |
| 03/04/94 | #25 Auburn 76, LSU 73 | Chattanooga, Tenn. (SEC Tournament) |
| 02/04/95 | Auburn 65, LSU 61 | Baton Rouge, La. |
| 01/27/96 | #25 Auburn 71, LSU 65 | Baton Rouge, La. |
| 01/25/97 | #18 LSU 75, #21 Auburn 64 | Aubun, Ala. |
| 01/31/98 | Auburn 67, LSU 59 | Auburn, Ala. |
| 01/31/99 | LSU 63, #17 Auburn 61 (OT) | Baton Rouge, La. |
| 02/06/00 | #7 LSU 54, #13 Auburn 52 | Auburn, Ala. |
| 02/04/01 | Auburn 65, #10 LSU 62 | Baton Rouge, La. |
| 02/07/02 | LSU 76, Auburn 62 | Baton Rouge, La. |
| 01/09/03 | #2 LSU 54, Auburn 45 | Auburn, Ala. |
| 01/11/04 | #17 LSU 70, #21 Auburn 59 | Baton Rouge, La. |
| 02/08/04 | #19 Auburn 69, #14 LSU 50 | Auburn, Ala. |
| 01/30/05 | #2 LSU 57, Auburn 52 | Baton Rouge, La. |
| 02/20/05 | #1 LSU 62, Auburn 57 | Auburn, Ala. |
| 01/04/06 | #3 LSU 65, Auburn 38 | Auburn, Ala. |
| 01/28/07 | #8 LSU 65, Auburn 45 | Baton Rouge, La. |
| 01/24/08 | #9 LSU 79, #22 Auburn 59 | Auburn, Ala. |
| 02/01/09 | #5/4 Auburn 66, LSU 55 | Baton Rouge, La. |
| 01/10/10 | Auburn 64, #11 LSU 62 (OT) | Baton Rouge, La. |
| 02/14/10 | #23 LSU 75, Auburn 51 | Auburn, Ala. |
| 01/16/11 | Auburn 65, LSU 53 | Auburn, Ala. |
| 02/10/11 | LSU 55, Auburn 52 | Baton Rouge, La. |
| 02/19/12 | LSU 57, Auburn 41 | Baton Rouge, La. |
| 01/31/13 | LSU 59, Auburn 55 | Auburn, Ala. |
| 03/07/13 | LSU 65, Auburn 62 | Duluth, Ga. (SEC Tournament) |
| 01/23/14 | #15 LSU 71, Auburn 60 | Baton Rouge, La. |

At Baton Rouge: Tied at 11-11 — At Auburn: AU leads 13-8
At Neutral Site: AU leads 5-1

## Florida • LSU leads 25-12

| | | |
|---|---|---|
| 01/21/78 | #1 LSU 94, Florida 46 | Baton Rouge, La. |
| 02/18/78 | #2 LSU 84, Florida 48 | Gainesville, Fla. |
| 02/06/83 | LSU 83, Florida 74 | Gainesville, Fla. |
| 03/23/85 | LSU 74, Florida 54 | Amarillo, Texas (NWIT) |
| 02/22/86 | #12 LSU 69, Florida 34 | Baton Rouge, La. |
| 01/21/87 | #9 LSU 85, Florida 67 | Gainesville, Fla. |
| 01/27/88 | LSU 75, Florida 58 | Baton Rouge, La. |
| 02/22/89 | LSU 76, Florida 52 | Gainesville, Fla. |
| 01/27/90 | #16 LSU 71, Florida 60 | Baton Rouge, La. |
| 01/26/91 | #10 LSU 80, Florida 68 | Gainesville, Fla. |
| 02/01/92 | Florida 59, LSU 57 | Baton Rouge, La. |
| 01/30/93 | Florida 89, LSU 65 | Gainesville, Fla. |
| 02/12/94 | Florida 64, LSU 62 | Baton Rouge, La. |
| 02/11/95 | #18 Florida 88, LSU 46 | Gainesville, Fla. |
| 03/03/95 | #15 Florida 88, LSU 80 | Chattanooga, Tenn. (SEC Tournament) |
| 01/21/96 | #22 Florida 71, LSU 64 | Baton Rouge, La. |
| 01/18/97 | #24 Florida 74, #17 LSU 57 | Gainesville, Fla. |
| 01/24/98 | LSU 67, #10 Florida 57 | Baton Rouge, La. |
| 01/24/99 | LSU 80, #21 Florida 71 | Gainesville, Fla. |
| 02/24/00 | #9 LSU 71, Florida 66 | Baton Rouge, La. |
| 02/22/01 | #10 Florida 67, #12 LSU 59 | Gainesville, Fla. |
| 01/10/02 | LSU 84, #15 Florida 59 | Baton Rouge, La. |
| 01/23/03 | #6 LSU 94, Florida 54 | Gainesville, Fla. |
| 01/15/04 | #14 LSU 74, Florida 59 | Baton Rouge, La. |
| 02/15/04 | #16 LSU 91, #20 Florida 72 | Gainesville, Fla. |
| 01/13/05 | #2 LSU 64, Florida 47 | Gainesville, Fla. |
| 02/27/05 | #1 LSU 76, Florida 52 | Baton Rouge, La. |
| 02/16/06 | Florida 79, #2 LSU 78 ot | Gainesville, Fla. |
| 02/08/07 | #7 LSU 79, Florida 66 | Baton Rouge, La. |
| 02/03/08 | #8 LSU 85, Florida 71 | Gainesville, Fla. |
| 02/15/09 | LSU 66, #9/11 Florida 47 | Baton Rouge, La. |
| 02/11/10 | #23 LSU 70, Florida 30 | Gainesville, Fla. |
| 01/23/11 | LSU 72, Florida 58 | Baton Rouge, La. |
| 01/15/12 | Florida 62, LSU 58 | Gainesville, Fla. |
| 02/02/12 | Florida 73, LSU 64 | Baton Rouge, La. |
| 01/06/13 | Florida 77, LSU 72 | Gainesville, Fla. |
| 01/08/14 | #12 LSU 82, Florida 68 | Baton Rouge, La. |

At Baton Rouge: LSU leads 13-4 — At Gainesville: LSU leads 11-7
At Neutral Site: Tied 1-1

## Georgia • UGA leads 23-18

| | | |
|---|---|---|
| 02/28/82 | #18 Georgia 77, LSU 66 | Lexington, Ky. (SEC Tournament) |
| 03/03/83 | #12 Georgia 79, LSU 78 | Knoxville, Tenn. (SEC Tournament) |
| 03/04/84 | #3 Georgia 84, #8 LSU 77 | Athens, Ga. (SEC Tournament) |
| 02/02/86 | #2 Georgia 90, #13 LSU 66 | Athens, Ga. |
| 03/03/86 | Georgia 94, LSU 72 | Athens, Ga. (SEC Tournament) |
| 01/11/87 | #9 LSU 84, #10 Georgia 53 | Baton Rouge, La. |
| 01/17/88 | LSU 70, #13 Georgia 56 | Athens, Ga. |
| 03/05/88 | #17 Georgia 86, LSU 84 | Albany, Ga. (SEC Tournament) |
| 02/25/89 | LSU 82, #5 Georgia 72 | Baton Rouge, La. |
| 02/25/90 | #7 Georgia 72, #19 LSU 56 | Athens, Ga. |
| 02/10/91 | #3 Georgia 108, #10 LSU 102 (2OT) | Baton Rouge, La. |
| 03/03/91 | #12 LSU 83, #3 Georgia 74 | Albany, Ga. (SEC Tournament) |
| 02/22/92 | LSU 86, Georgia 75 | Athens, Ga. |
| 02/20/93 | Georgia 88, LSU 53 | Baton Rouge, La. |
| 01/18/94 | Georgia 92, LSU 63 | Athens, Ga. |
| 12/17/94 | #14 Georgia 84, LSU 68 | Baton Rouge, La. |
| 01/04/96 | #9 Georgia 76, LSU 61 | Athens, Ga. |
| 03/02/96 | LSU 73, #2 Georgia 71 | Chattanooga, Tenn. (SEC Tournament) |
| 02/11/97 | #6 Georgia 76, #13 LSU 65 | Baton Rouge, La. |
| 01/10/98 | #20 Georgia 81, LSU 70 | Athens, Ga. |
| 01/10/99 | #4 Georgia 73, LSU 60 | Baton Rouge, La. |
| 12/02/99 | #23 LSU 80, #2 Georgia 74 | Athens, Ga. |
| 01/14/01 | #4 Georgia 64, #9 LSU 55 | Baton Rouge, La. |
| 01/03/02 | #7 Georgia 72, #23 LSU 56 | Athens, Ga. |
| 02/02/03 | #5 LSU 68, #18 Georgia 64 | Baton Rouge, La. |
| 01/25/04 | #17 Georgia 80, #12 LSU 74 | Athens, Ga. |
| 03/29/04 | #19 LSU 62, #16 Georgia 60 | Seattle, Wash. (NCAA Regional) |
| 01/08/05 | #1 LSU 76, #17 Georgia 52 | Baton Rouge, La. |
| 03/05/05 | #1 LSU 79, #21 Georgia 65 | Greenville, S.C. (SEC Tournament) |
| 01/22/06 | #3 LSU 65, #16 Georgia 64 | Athens, Ga. |
| 02/12/06 | #3 LSU 68, #13 Georgia 61 | Baton Rouge, La. |
| 01/07/07 | #6 LSU 57, #15 Georgia 55 | Baton Rouge, La. |
| 02/01/07 | #14 Georgia 53, #7 LSU 51 | Athens, Ga. |
| 02/10/08 | #8 LSU 63, #21 Georgia 57 | Baton Rouge, La. |
| 02/19/09 | LSU 57, Georgia 46 | Athens, Ga. |
| 02/04/10 | #14 Georgia 49, #19 LSU 46 (OT) | Athens, Ga. |
| 01/30/11 | LSU 47, #20/24 Georgia 41 | Baton Rouge, La. |
| 02/26/12 | #18/16 Georgia 62, LSU 46 | Athens, Ga. |
| 02/10/13 | LSU 62, #9/10 Georgia 54 | Baton Rouge, La. |
| 03/08/13 | #12 Georgia 71, #22 LSU 53 | Duluth, Ga. |
| 02/20/14 | Georgia 71, #19 LSU 67 | Athens, Ga. |

At Baton Rouge: LSU leads 9-6 — At Athens: UGA leads 13-5
Series Record at Neutral Site: UGA leads 4-3

## Jackson State • LSU leads 11-2

| | | |
|---|---|---|
| 12/13/86 | #10 LSU 96, Jackson State 60 | Baton Rouge, La. |
| 02/25/88 | LSU 82, Jackson State 49 | Jackson, Miss. |
| 01/25/89 | #12 LSU 72, Jackson State 51 | Baton Rouge, La. |
| 12/21/93 | LSU 70, Jackson State 57 | Baton Rouge, La. |
| 02/16/94 | Jackson State 81, LSU 78 | Jackson, Miss. |
| 01/25/95 | Jackson State 75, LSU 63 | Jackson, Miss. |
| 12/16/95 | LSU 81, Jackson State 59 | Baton Rouge, La. |
| 02/14/96 | LSU 76, Jackson State 65 | Baton Rouge, La. |
| 12/14/96 | LSU 86, Jackson State 46 | Baton Rouge, La. |
| 12/13/97 | LSU 78, Jackson State 73 | Baton Rouge, La. |
| 12/28/99 | #11 LSU 103, Jackson State 35 | Baton Rouge, La. |
| 03/22/08 | #5 LSU 66, Jackson State 32 | Baton Rouge, La. |
| 12/30/13 | #16 LSU 72, Jackson State 45 | Baton Rouge, La. |

At Baton Rouge: LSU leads 10-0 — At Jackson: Jackson State leads 2-1
At Neutral Site: 0-0

## Kansas State • K-State leads 3-2

| | | |
|---|---|---|
| 11/27/76 | LSU 62, Kansas State 57 | Plainview, Texas |
| 01/05/85 | Kansas State 77, LSU 68 | Baton Rouge, La. |
| 12/16/85 | Kansas State 50, #12 LSU 48 | Manhattan, Kan. |
| 12/30/87 | Kansas State 73, LSU 61 | Manhattan, Kan. |
| 01/03/90 | #15 LSU 78, Kansas State 64 | Baton Rouge, La. |

At Baton Rouge: Tied at 1-1 — At Manhattan: Kansas State leads 2-0
At Neutral Site: LSU leads 1-0

## Kentucky • LSU leads 31-12

| | | |
|---|---|---|
| 02/27/82 | #17 Kentucky 85, LSU 71 | Lexington, Ky. (SEC Tournament) |
| 03/03/84 | #9 LSU 91, Kentucky 81 | Athens, Ga. (SEC Tournament) |
| 01/28/86 | #9 LSU 76, Kentucky 63 | Lexington, Ky. |
| 03/01/86 | #9 LSU 67, Kentucky 66 | Athens, Ga. (SEC Tournament) |
| 01/17/87 | #9 LSU 83, Kentucky 73 | Baton Rouge, La. |
| 02/23/88 | LSU 88, at Kentucky 74 | Lexington, Ky. |
| 02/14/89 | #20 LSU 86, Kentucky 72 | Baton Rouge, La. |
| 01/11/90 | #16 LSU 80, at Kentucky 79 (OT) | Lexington, Ky. |
| 01/06/91 | #17 LSU 78, Kentucky 74 | Baton Rouge, La. |
| 03/02/91 | #12 LSU 96, Kentucky 76 | Albany, Ga. (SEC Tournament) |
| 02/16/92 | Kentucky 73, LSU 55 | Lexington, Ky. |
| 02/13/93 | Kentucky 72, LSU 65 | Baton Rouge, La. |
| 02/26/94 | Kentucky 89, LSU 71 | Lexington, Ky. |
| 02/25/95 | Kentucky 63, LSU 49 | Baton Rouge, La. |
| 01/07/96 | LSU 62, Kentucky 52 | Lexington, Ky. |
| 01/05/97 | LSU 73, Kentucky 63 | Baton Rouge, La. |
| 01/14/98 | Kentucky 74, LSU 71 | Cincinnati, Ohio |
| 01/14/99 | LSU 67, Kentucky 59 | Baton Rouge, La. |
| 02/26/99 | Kentucky 81, #17 LSU 71 | Chattanooga, Tenn. (SEC Tournament) |
| 01/20/00 | #14 LSU 66, Kentucky 59 | Lexington, Ky. |
| 01/18/01 | #11 LSU 87, Kentucky 64 | Baton Rouge, La. |
| 03/01/01 | #16 LSU 72, Kentucky 57 | Memphis, Tenn. (SEC Tournament) |
| 01/24/02 | #24 LSU 75, Kentucky 59 | Lexington, Ky. |
| 03/01/02 | LSU 74, Kentucky 62 | Nashville, Tenn. (SEC Tournament) |
| 01/16/03 | #2 LSU 82, Kentucky 39 | Baton Rouge, La. |
| 01/18/04 | #14 LSU 70, Kentucky 69 | Lexington, Ky. |
| 02/17/05 | #1 LSU 81, Kentucky 58 | Baton Rouge, La. |
| 12/18/05 | #3 LSU 66, Kentucky 36 | Lexington, Ky. |
| 03/04/06 | #3 LSU 79, Kentucky 52 | North Little Rock, Ark. (SEC Tournament) |
| 01/18/07 | #8 LSU 76, Kentucky 58 | Baton Rouge, La. |
| 01/27/08 | #9 LSU 72, Kentucky 46 | Lexington, Ky. |
| 02/21/08 | #7 LSU 52, Kentucky 48 | Baton Rouge, La. |
| 03/08/08 | #6 LSU 66, Kentucky 49 | Nashville, Tenn. (SEC Tournament) |
| 01/25/09 | LSU 59, Kentucky 56 | Lexington, Ky. |
| 02/22/09 | LSU 57, Kentucky 56 | Baton Rouge, La. |
| 01/28/10 | #25 Kentucky 71, #18 LSU 62 | Baton Rouge, La. |
| 02/13/11 | #15/18 Kentucky 49, LSU 47 | Lexington, Ky. |
| 03/04/11 | #15/18 Kentucky 60, LSU 58 | Nashville, Tenn. (SEC Tournament) |
| 02/05/12 | LSU 61, #6/5 Kentucky 51 | Baton Rouge, La. |
| 03/03/12 | LSU 72, #10/9 Kentucky 61 | Nashville, Tenn. (SEC Tournament) |
| 01/27/13 | #5/4 Kentucky 73, LSU 60 | Lexington, Ky. |
| 02/24/13 | LSU 77, #8/7 Kentucky 72 | Baton Rouge, La. |
| 02/02/14 | #13 Kentucky 63, #14 LSU 56 | Lexington, Ky. |

At Baton Rouge: LSU leads 12-3 — At Lexington: LSU leads 9-6
At Neutral Site: LSU leads 8-3

# Opponent Series Records

## Long Beach State • LSU leads 2-1

| | | |
|---|---|---|
| 01/11/79 | Long Beach State 80, #6 LSU 78 | Long Beach, Calif. |
| 12/01/88 | #19 LSU 78, #2 Long Beach State 73 | Baton Rouge, La. |
| 01/02/91 | #17 LSU 67, #19 Long Beach State 63 | Long Beach, Calif. |

At Baton Rouge: LSU leads 1-0 — At Long Beach: Series tied at 1-1
At Neutral Site: 0-0

## Louisiana Tech • LSU leads 14-12

| | | |
|---|---|---|
| 02/18/76 | Louisiana Tech 64, LSU 49 | Baton Rouge, La. |
| 03/05/76 | LSU 85, Louisiana Tech 77 | New Orleans, La. (AIAW State Tourney) |
| 01/22/77 | Louisiana Tech 86, LSU 68 | Ruston, La. |
| 02/01/77 | LSU 92, Louisiana Tech 72 | Baton Rouge, La. |
| 02/25/77 | Louisiana Tech 101, LSU 88 | Ruston, La. (AIAW State Tournament) |
| 02/25/78 | #2 LSU 77, #20 Louisiana Tech 59 | Baton Rouge, La. (AIAW State Tourney) |
| 03/11/78 | #2 LSU 78, #20 Louisiana Tech 76 | Nacogdoches, Texas (AIAW Regional) |
| 02/24/79 | #4 Louisiana Tech 96, LSU 80 | Monroe, La. (AIAW State Tournament) |
| 01/14/80 | #1 Louisiana Tech 84, LSU 56 | Baton Rouge, La. |
| 02/02/80 | #3 Louisiana Tech 93, LSU 61 | Ruston, La. |
| 03/07/80 | #2 Louisiana Tech 91, LSU 50 | Baton Rouge, La. (AIAW Regional) |
| 03/23/84 | #2 Louisiana Tech 92, #8 LSU 67 | Ruston, La. (NCAA Midwest Regional) |
| 01/07/89 | #2 Louisiana Tech 87, #9 LSU 60 | Ruston, La. |
| 02/27/89 | #3 Louisiana Tech 68, LSU 60 | Baton Rouge, La. |
| 03/23/89 | #3 Louisiana Tech 85, LSU 68 | Ruston, La. (NCAA Midwest Regional) |
| 12/08/90 | #24 LSU 84, #5 Louisiana Tech 75 | Baton Rouge, La. |
| 02/14/91 | #12 LSU 76, Louisiana Tech 70 | Ruston, La. |
| 03/20/99 | #3 Louisiana Tech 73, #20 LSU 52 | Los Angeles, Calif. (NCAA West Regional) |
| 03/30/03 | #3 LSU 69, #6 Louisiana Tech 63 | Palo Alto, Calif. (NCAA West Regional) |
| 12/30/06 | #6 LSU 61, Louisiana Tech 44 | New Orleans, La. (Katrina Relief Classic) |
| 12/16/07 | #8 LSU 76, Louisiana Tech 45 | Ruston, La. |
| 12/15/09 | LSU 51, Louisiana Tech 41 | Baton Rouge, La. |
| 12/01/09 | #7 LSU 77, Louisiana Tech 74 | Ruston, La. |
| 12/19/10 | LSU 68, Louisiana Tech 53 | Baton Rouge, La. |
| 12/29/11 | LSU 66, Louisiana Tech 55 | Ruston, La. |
| 12/16/12 | LSU 77, Louisiana Tech 55 | Baton Rouge, La. |
| 11/23/13 | #15 LSU 81, Louisiana Tech 69 | Ruston, La. |

At Baton Rouge: LSU leads 6-4 — At Ruston: Louisiana Tech leads 6-5
At Neutral Site: LSU leads 4-2

## Miami • LSU leads 3-0

| | | |
|---|---|---|
| 01/16/85 | LSU 67, #20 Miami 62 | Miami, Fla. |
| 01/10/86 | #12 LSU 94, Miami 54 | Greeneville, N.C. |
| 12/19/07 | #8 LSU 63, Miami 52 | Cancun, Mexico |

At Baton Rouge: 0-0 — At Miami: LSU leads 1-0
At Neutral Site: LSU leads 2-0

## Mississippi State • LSU leads 46-6

| | | |
|---|---|---|
| 01/12/77 | LSU 87, Mississippi State 75 | Starkville, Miss. |
| 02/07/77 | LSU 99, Mississippi State 82 | Baton Rouge, La. |
| 01/02/80 | LSU 94, Mississippi State 77 | Baton Rouge, La. |
| 02/09/81 | Mississippi State 75, LSU 63 | Starkville, Miss. |
| 01/09/82 | LSU 87, Mississippi State 71 | Baton Rouge, La. |
| 02/06/82 | LSU 67, Mississippi State 47 | Starkville, Miss. |
| 01/24/83 | LSU 77, Mississippi State 67 | Starkville, Miss. |
| 02/21/83 | #19 LSU 83, Mississippi State 58 | Baton Rouge, La. |
| 12/22/83 | #9 LSU 86, Mississippi State 59 | Blacksburg, Va. |
| 01/23/84 | #9 LSU 85, Mississippi State 61 | Baton Rouge, La. |
| 02/20/84 | #9 LSU 75, Mississippi State 61 | Starkville, Miss. |
| 01/28/85 | LSU 102, Mississippi State 71 | Starkville, Miss. |
| 02/18/85 | LSU 81, Mississippi State 61 | Baton Rouge, La. |
| 02/25/86 | #8 LSU 67, Mississippi State 45 | Baton Rouge, La. |
| 02/25/87 | #14 LSU 79, Mississippi State 67 | Starkville, Miss. |
| 01/30/88 | LSU 57, Mississippi State 49 | Baton Rouge, La. |
| 02/04/89 | Mississippi State 87, #12 LSU 77 | Starkville, Miss. |
| 02/03/90 | #16 LSU 92, Mississippi State 54 | Baton Rouge, La. |
| 03/02/90 | #21 LSU 68, Mississippi State 49 | Albany, Ga. (SEC Tournament) |
| 01/09/91 | #15 LSU 79, Mississippi State 56 | Starkville, Miss. |
| 02/29/92 | LSU 70, Mississippi State 50 | Baton Rouge, La. |
| 03/06/92 | LSU 61, Mississippi State 56 | Albany, Ga. (SEC Tournament) |
| 02/27/93 | Mississippi State 76, LSU 71 | Starkville, Miss. |
| 01/05/94 | LSU 83, Mississippi State 72 | Baton Rouge, La. |
| 01/10/95 | Mississippi State 72, LSU 65 | Starkville, Miss. |
| 12/04/95 | LSU 85, Mississippi State 64 | Baton Rouge, La. |
| 03/01/96 | LSU 85, Mississippi State 63 | Chattanooga, Tenn. (SEC Tournament) |
| 12/03/96 | LSU 77, Mississippi State 76 | Starkville, Miss. |
| 01/03/98 | LSU 76, Mississippi State 67 | Baton Rouge, La. |
| 01/03/99 | LSU 68, Mississippi State 61 | Starkville, Miss. |
| 01/09/00 | #16 LSU 61, #20 Mississippi State 54 | Baton Rouge, La. |
| 01/30/00 | #12 LSU 64, #20 Mississippi State 58 | Starkville, Miss. |
| 01/07/01 | #11 LSU 70, #17 Mississippi State 63 | Starkville, Miss. |
| 01/28/01 | #10 LSU 78, #23 Mississippi State 54 | Baton Rouge, La. |
| 02/21/02 | LSU 88, Mississippi State 77 | Baton Rouge, La. |
| 02/09/03 | #4 LSU 77, #12 Mississippi State 72 | Starkville, Miss. |
| 02/22/04 | #15 LSU 78, Mississippi State 61 | Baton Rouge, La. |
| 02/06/05 | #1 LSU 67, Mississippi State 40 | Starkville, Miss. |
| 02/26/06 | #3 LSU 62, Mississippi State 48 | Baton Rouge, La. |
| 01/14/07 | #5 LSU 77, Mississippi State 50 | Starkville, Miss. |
| 01/20/08 | #8 LSU 84, Mississippi State 31 | Baton Rouge, La. |
| 03/02/08 | #6 LSU 64, Mississippi State 49 | Starkville, Miss. |
| 01/22/09 | Mississippi State 38, LSU 36 | Baton Rouge, La. |
| 02/08/09 | Mississippi State 65, LSU 55 | Starkville, Miss. |
| 03/06/09 | LSU 63, Mississippi State 58 | North Little Rock, Ark. (SEC Tournament) |
| 02/28/10 | #20 LSU 76, Mississippi State 47 | Baton Rouge, La. |
| 01/13/11 | LSU 72, Mississippi State 55 | Starkville, Miss. |
| 01/05/12 | LSU 53, Mississippi State 48 | Starkville, Miss. |
| 02/09/12 | LSU 53, Mississippi State 49 | Baton Rouge, La. |
| 01/13/13 | LSU 62, Mississippi State 42 | Baton Rouge, La. |
| 02/17/13 | LSU 63, Mississippi State 41 | Starkville, Miss. |
| 01/30/14 | #14 LSU 65, Mississippi State 56 | Baton Rouge, La. |

At Baton Rouge: LSU leads 23-1 — At Starkville: LSU leads 18-5
At Neutral Site: LSU leads 5-0

## Missouri • LSU leads 5-2

| | | |
|---|---|---|
| 11/29/80 | Missouri 69, LSU 66 | Baton Rouge, La. |
| 03/18/84 | #8 LSU 92, #11 Missouri 82 | Baton Rouge, La. (NCAA Second Round) |
| 01/02/88 | Missouri 67, LSU 51 | Baton Rouge, La. |
| 11/27/89 | LSU 56, Missouri 50 | Columbia, Mo. |
| 02/22/13 | LSU 78, Missouri 74 (OT) | Columbia, Mo. |
| 01/16/14 | #14 LSU 87, Missouri 68 | Columbia, Mo. |
| 02/06/14 | #16 LSU 75, Missouri 58 | Baton Rouge, La. |

At Baton Rouge: Tied at 2-2 — At Columbia: LSU leads 3-0
At Neutral Site: 0-0

## Ole Miss • LSU leads 30-21

| | | |
|---|---|---|
| 01/28/78 | #1 LSU 84, Ole Miss 77 | Oxford, Miss. |
| 02/12/79 | #17 Ole Miss 89, #18 LSU 73 | Baton Rouge, La. |
| 11/19/79 | Ole Miss 84, LSU 68 | Oxford, Miss. |
| 11/21/80 | Ole Miss 87, LSU 81 | Baton Rouge, La. |
| 01/27/81 | Ole Miss 73, LSU 72 | Baton Rouge, La. |
| 02/22/81 | #20 Ole Miss 65, LSU 63 | Oxford, Miss. |
| 02/26/82 | LSU 77, #20 Ole Miss 73 | Lexington, Ky. (SEC Tournament) |
| 01/15/83 | #14 Ole Miss 98, LSU 69 | Oxford, Miss. |
| 02/12/83 | #16 LSU 91, Ole Miss 75 | Baton Rouge, La. |
| 01/14/84 | #9 Ole Miss 78, #6 LSU 77 | Baton Rouge, La. |
| 02/11/84 | #8 Ole Miss 79, #9 LSU 65 | Oxford, Miss. |
| 12/12/84 | #8 Ole Miss 77, #13 LSU 69 | Oxford, Miss. |
| 02/09/85 | #5 Ole Miss 65, LSU 63 | Baton Rouge, La. |
| 01/13/86 | #9 LSU 58, #8 Ole Miss 57 | Baton Rouge, La. |
| 02/15/86 | #12 LSU 74, #4 Ole Miss 62 | Oxford, Miss. |
| 02/04/87 | #7 Ole Miss 84, #9 LSU 67 | Oxford, Miss. |
| 02/10/88 | LSU 81, #7 Ole Miss 70 | Baton Rouge, La. |
| 01/18/89 | #14 LSU 64, #4 Ole Miss 59 | Oxford, Miss. |
| 02/07/90 | #14 Ole Miss 68, LSU 59 | Baton Rouge, La. |
| 02/20/91 | #16 Ole Miss 75, #12 LSU 73 | Oxford, Miss. |
| 02/08/92 | #7 Ole Miss 66, LSU 63 | Baton Rouge, La. |
| 02/06/93 | Ole Miss 95, LSU 62 | Oxford, Miss. |
| 02/19/94 | Ole Miss 68, LSU 60 | Baton Rouge, La. |
| 02/18/95 | #16 Ole Miss 82, LSU 69 | Oxford, Miss. |
| 01/13/96 | LSU 87, #22 Ole Miss 72 | Baton Rouge, La. |
| 01/11/97 | #22 LSU 88, Ole Miss 80 (2OT) | Oxford, Miss. |
| 01/18/98 | LSU 69, Ole Miss 56 | Baton Rouge, La. |
| 01/17/99 | Ole Miss 66, LSU 59 | Oxford, Miss. |
| 01/23/00 | #14 LSU 69, Ole Miss 59 | Baton Rouge, La. |
| 01/21/01 | #11 LSU 72, Ole Miss 60 | Oxford, Miss. |
| 01/17/02 | #25 LSU 88, Ole Miss 57 | Oxford, Miss. |
| 02/03/02 | #24 LSU 81, Ole Miss 70 | Baton Rouge, La. |
| 01/12/03 | #2 LSU 71, Ole Miss 54 | Baton Rouge, La. |
| 02/20/03 | #4 LSU 83, Ole Miss 67 | Oxford, Miss. |
| 02/26/04 | #15 LSU 85, Ole Miss 68 | Baton Rouge, La. |
| 03/05/04 | #15 LSU 79, Ole Miss 66 | Nashville, Tenn. (SEC Tournament) |
| 02/03/05 | #1 LSU 82, Ole Miss 58 | Oxford, Miss. |
| 02/05/06 | #3 LSU 78, Ole Miss 63 | Baton Rouge, La. |
| 03/03/06 | #3 LSU 91, Ole Miss 73 | North Little Rock, Ark. (SEC Tournament) |
| 01/11/07 | Ole Miss 77, #5 LSU 74 | Oxford, Miss. |
| 03/02/07 | #11 LSU 52, Ole Miss 46 | Duluth, Ga. (SEC Tournament) |
| 02/17/08 | #7 LSU 78, Ole Miss 48 | Baton Rouge, La. |
| 03/17/08 | #6 LSU 80, Ole Miss 36 | Nashville, Tenn. (SEC Tournament) |
| 03/01/09 | LSU 59, Ole Miss 48 | Oxford, Miss. |

| | | |
|---|---|---|
| 01/17/10 | Ole Miss 80, #12/15 LSU 71 | Oxford, Miss. |
| 02/07/10 | Ole Miss 102, #19/21 LSU 101 (3OT) | Baton Rouge, La. |
| 01/20/11 | LSU 78, Ole Miss 43 | Baton Rouge, La. |
| 02/06/11 | LSU 76, Ole Miss 38 | Oxford, Miss. |
| 01/01/12 | LSU 83, Ole Miss 44 | Oxford, Miss. |
| 01/03/13 | LSU 84, Ole Miss 79 | Baton Rouge, La. |
| 01/26/14 | #15 LSU 66, Ole Miss 56 | Oxford, Miss. |

At Baton Rouge: LSU leads 13-9 — At Oxford: Series tied at 12-12
At Neutral Site: LSU leads 5-0

## Rutgers • Rutgers leads 5-2

| | | |
|---|---|---|
| 12/08/79 | #9 Rutgers 85, LSU 69 | Miami, Fla. (Orange Bowl Classic) |
| 12/03/94 | Rutgers 82, LSU 72 | Tucson, Ariz. (Copper Bowl Classic) |
| 12/02/03 | #18 LSU 78, #22 Rutgers 68 | Baton Rouge, La. |
| 01/05/05 | #14 Rutgers 51, #1 LSU 49 | Piscataway, N.J. |
| 04/01/07 | #15 Rutgers 59, #12 LSU 35 | Cleveland, Ohio (NCAA Final Four) |
| 11/25/07 | #7 Rutgers 45, #5 LSU 43 | Piscataway, N.J. |
| 11/29/13 | #15 LSU 69, Rutgers 65 | Brooklyn, N.Y. |

At Baton Rouge: LSU leads 1-0 — At Piscataway: Rutgers leads 2-0
At Neutral Site: Rutgers leads 3-1

## Sam Houston State • LSU leads 3-0

| | | |
|---|---|---|
| 02/11/76 | LSU 96, Sam Houston State 64 | Houston, Texas |
| 11/18/00 | #9 LSU 92, Sam Houston State 52 | Baton Rouge, La. |
| 12/15/03 | #16 LSU 74, Sam Houston State 38 | Baton Rouge, La. |

At Baton Rouge: LSU leads 2-0 — At Huntsville: 0-0
At Neutral Site: LSU leads 1-0

## Santa Clara • LSU leads 1-0

| | | |
|---|---|---|
| 03/15/02 | #22 LSU 84, Santa Clara 78 | Boulder, Colo. (NCAA Tournament) |

At Baton Rouge: 0-0 — At Santa Clara: 0-0
At Neutral Site: LSU leads 1-0

## South Carolina • LSU leads 22-6

| | | |
|---|---|---|
| 01/04/92 | #23 LSU 62, South Carolina 57 | Baton Rouge, La. |
| 01/02/93 | South Carolina 66, LSU 56 | Columbia, S.C. |
| 01/15/94 | South Carolina 90, LSU 82 | Baton Rouge, La. |
| 01/14/95 | LSU 90, South Carolina 78 | Columbia, S.C. |
| 02/17/96 | LSU 78, South Carolina 62 | Columbia, S.C. |
| 02/15/97 | #13 LSU 73, South Carolina 66 | Baton Rouge, La. |
| 12/04/97 | LSU 75, South Carolina 56 | Baton Rouge, La. |
| 02/14/98 | LSU 86, South Carolina 67 | Columbia, S.C. |
| 02/26/98 | South Carolina 76, LSU 61 | Columbus, Ga. (SEC Tournament) |
| 12/01/98 | LSU 88, South Carolina 73 | Columbia, S.C. |
| 02/14/99 | #20 LSU 80, South Carolina 63 | Baton Rouge, La. |
| 02/27/00 | #9 LSU 70, South Carolina 55 | Baton Rouge, La. |
| 02/25/01 | #14 LSU 83, South Carolina 72 | Columbia, S.C. |
| 02/17/02 | LSU 72, #9 South Carolina 62 | Baton Rouge, La. |
| 02/06/03 | #4 LSU 69, #16 South Carolina 66 | Columbia, S.C. |
| 02/01/04 | #15 LSU 82, South Carolina 72 | Baton Rouge, La. |
| 02/13/05 | #1 LSU 66, South Carolina 36 | Columbia, S.C. |
| 01/12/06 | #3 LSU 79, South Carolina 46 | Baton Rouge, La. |
| 02/04/07 | #7 LSU 49, South Carolina 46 | Columbia, S.C. |
| 01/31/08 | #8 LSU 67, South Carolina 37 | Baton Rouge, La. |
| 01/29/09 | LSU 63, South Carolina 56 | Columbia, S.C. |
| 01/03/10 | #11 LSU 70, South Carolina 58 | Columbia, S.C. |
| 01/21/10 | #18 LSU 68, South Carolina 52 | Baton Rouge, La. |
| 01/06/11 | South Carolina 63, LSU 61 | Columbia, S.C. |
| 02/24/11 | LSU 54, South Carolina 51 (OT) | Baton Rouge, La. |
| 01/12/12 | LSU 58, #24 South Carolina 48 | Baton Rouge, La. |
| 01/17/13 | #19/18 South Carolina 66, LSU 59 | Columbia, S.C. |
| 02/16/14 | #5 South Carolina 73, #19 LSU 57 | Baton Rouge, La. |

At Baton Rouge: LSU leads 12-2 — At Columbia: LSU leads 10-3
At Neutral Site: South Carolina leads 1-0

## Southeastern Louisiana • LSU leads 29-7

| | | |
|---|---|---|
| 1975-76 | Southeastern Louisiana 71, LSU 62 | Hammond, La. |
| 1975-76 | Southeastern Louisiana 89, LSU 88 | Baton Rouge, La. |
| 1975-76 | Southeastern Louisiana 84, LSU 71 | Hammond, La. |
| 1975-76 | Southeastern Louisiana 70, LSU 69 | New Orleans, La. (AIAW State Tournament) |
| 02/14/77 | #15 Southeastern Louisiana 106, LSU 69 | Hammond, La. |
| 02/19/77 | LSU 101, #15 Southeastern Louisiana 77 | Baton Rouge, La. |
| 01/24/78 | #1 LSU 93, Southeastern Louisiana 80 | Baton Rouge, La. |
| 02/03/78 | #1 LSU 90, Southeastern Louisiana 89 | Hammond, La. |
| 02/05/79 | Southeastern Louisiana 96, #17 LSU 95 | Baton Rouge, La. |
| 02/15/79 | LSU 84, Southeastern Louisiana 81 | Hammond, La. |
| 01/09/80 | LSU 76, Southeastern Louisiana 72 | Hammond, La. |
| 02/04/80 | LSU 103, Southeastern Louisiana 76 | Baton Rouge, La. |
| 03/05/80 | LSU 87, Southeastern Louisiana 72 | Baton Rouge, La. (AIAW Regional) |
| 01/20/81 | LSU 91, Southeastern Louisiana 69 | Hammond, La. |
| 02/12/81 | LSU 95, Southeastern Louisiana 59 | Baton Rouge, La. |
| 02/24/81 | Southeastern Louisiana 80, LSU 67 | Hammond, La. (AIAW State Tournament) |
| 01/04/82 | LSU 88, Southeastern Louisiana 86 (OT) | Hammond, La. |
| 02/10/82 | LSU 65, Southeastern Louisiana 61 | Baton Rouge, La. |
| 01/03/83 | LSU 67, Southeastern Louisiana 61 | Baton Rouge, La. |
| 01/28/83 | LSU 78, Southeastern Louisiana 57 | Hammond, La. |
| 11/25/85 | #19 LSU 75, Southeastern Louisiana 45 | Hammond, La. |
| 01/07/86 | #12 LSU 63, Southeastern Louisiana 39 | Baton Rouge, La. |
| 01/28/87 | #9 LSU 86, Southeastern Louisiana 63 | Hammond, La. |
| 02/21/87 | #12 LSU 77, Southeastern Louisiana 43 | Baton Rouge, La. |
| 11/22/91 | #18 LSU 95, Southeastern Louisiana 77 | Hammond, La. |
| 12/01/92 | LSU 100, Southeastern Louisiana 55 | Baton Rouge, La. |
| 11/30/93 | LSU 82, Southeastern Louisiana 70 | Hammond, La. |
| 11/25/94 | LSU 86, Southeastern Louisiana 67 | Baton Rouge, La. |
| 01/15/96 | LSU 77, Southeastern Louisiana 56 | Hammond, La. |
| 02/04/97 | #11 LSU 79, Southeastern Louisiana 57 | Baton Rouge, La. |
| 12/18/97 | LSU 75, Southeastern Louisiana 58 | Baton Rouge, La. |
| 02/16/99 | #23 LSU 91, Southeastern Louisiana 45 | Baton Rouge, La. |
| 11/24/02 | #3 LSU 93, Southeastern Louisiana 52 | Hammond, La. |
| 12/20/03 | #16 LSU 97, Southeastern Louisiana 47 | Baton Rouge, La. |
| 12/18/08 | LSU 65, Southeastern Louisiana 40 | Baton Rouge, La. |
| 12/22/09 | #11 LSU 72, Southeastern Louisiana 27 | Baton Rouge, La. |

At Baton Rouge: LSU leads 17-2 — At Hammond: LSU leads 12-4
At Neutral Site: Southeastern Louisiana leads 1-0

## Tennessee • UT leads 43-13

| | | |
|---|---|---|
| 12/17/77 | #5 Tennessee 72, #2 LSU 63 | Columbus, Miss. |
| 01/09/78 | #4 LSU 72, #3 Tennessee 62 | Baton Rouge, La. |
| 02/06/78 | #3 Tennessee 86, #1 LSU 68 | Knoxville, Tenn. |
| 01/24/79 | #17 LSU 85, #7 Tennessee 80 | Baton Rouge, La. |
| 01/29/79 | #7 Tennessee 92, #17 LSU 48 | Knoxville, Tenn. |
| 01/28/80 | #4 Tennessee 96, LSU 73 | Knoxville, Tenn. |
| 12/10/80 | #3 Tennessee 88, LSU 73 | Baton Rouge, La. |
| 12/17/82 | #9 Tennessee 83, LSU 73 | Baton Rouge, La. |
| 02/03/84 | #9 Tennessee 82, #8 LSU 80 | Knoxville, Tenn. |
| 02/27/85 | #18 Tennessee 85, LSU 78 | Knoxville, Tenn. (SEC Tournament) |
| 01/20/86 | #3 Tennessee 60, #9 LSU 50 | Knoxville, Tenn. |
| 03/22/86 | #15 Tennessee 67, #9 LSU 65 | Iowa City, Iowa (NCAA Regional Final) |
| 02/07/87 | #5 Tennessee 84, #9 LSU 73 | Baton Rouge, La. |
| 03/05/87 | #8 Tennessee 64, #14 LSU 63 | Albany, Ga. (SEC Tournament) |
| 02/13/88 | #4 Tennessee 89, LSU 82 | Knoxville, Tenn. |
| 02/11/89 | #3 Tennessee 89, #18 LSU 65 | Baton Rouge, La. |
| 02/10/90 | #5 Tennessee 86, #15 LSU 60 | Knoxville, Tenn. |
| 01/21/91 | #4 Tennessee 79, #11 LSU 77 | Baton Rouge, La. |
| 03/04/91 | #12 LSU 80, #4 Tennessee 75 | Albany, Ga. (SEC Tournament) |
| 01/08/92 | #3 Tennessee 85, #23 LSU 69 | Knoxville, Tenn. |
| 03/07/92 | #2 Tennessee 70, LSU 65 | Albany, Ga. (SEC Tournament) |
| 01/07/93 | #2 Tennessee 95, LSU 61 | Baton Rouge, La. |
| 01/09/94 | #1 Tennessee 91, LSU 69 | Knoxville, Tenn. |
| 01/07/95 | #1 Tennessee 102, LSU 68 | Baton Rouge, La. |
| 02/22/96 | #5 Tennessee 88, LSU 75 | Knoxville, Tenn. |
| 02/22/97 | #13 LSU 83, #8 Tennessee 78 | Baton Rouge, La. |
| 03/01/97 | #8 Tenn. 100, #10 LSU 99 (OT) | Chattanooga, Tenn. (SEC Tournament) |
| 02/22/98 | #1 Tennessee 90, LSU 58 | Knoxville, Tenn. |
| 02/21/99 | #23 LSU 72, #1 Tennessee 69 | Baton Rouge, La. |
| 01/06/00 | #2 Tennessee 86, #16 LSU 50 | Baton Rouge, La. |
| 02/20/00 | #2 Tennessee 80, #9 LSU 48 | Knoxville, Tenn. |
| 01/04/01 | #2 Tennessee 89, #11 LSU 70 | Knoxville, Tenn. |
| 02/18/01 | #2 Tennessee 75, #12 LSU 73 | Baton Rouge, La. |
| 01/13/02 | #2 Tennessee 79, LSU 67 | Knoxville, Tenn. |
| 03/02/02 | LSU 81, #3 Tennessee 80 | Nashville, Tenn. (SEC Tournament) |
| 02/23/03 | #3 Tennessee 68, #4 LSU 65 | Baton Rouge, La. |
| 03/09/03 | #6 LSU 78, #3 Tennessee 62 | Little Rock, Ark. (SEC Tournament) |
| 02/29/04 | #2 Tennessee 85, #15 LSU 62 | Knoxville, Tenn. |
| 04/04/04 | #2 Tennessee 52, #19 LSU 50 | New Orleans, La. (NCAA Final Four) |
| 02/10/05 | #1 LSU 68, #5 Tennessee 58 | Baton Rouge, La. |
| 03/06/05 | #5 Tennessee 67, #1 LSU 65 | Greenville, S.C. (SEC Tournament) |
| 02/09/06 | #3 LSU 72, #5 Tennessee 69 | Knoxville, Tenn. |
| 03/05/06 | #8 Tennessee 63, #3 LSU 62 | North Little Rock, Ark. (SEC Tournament) |
| 02/19/07 | #2 Tennessee 56, #7 LSU 51 | Baton Rouge, La. |
| 03/03/07 | #11 LSU 63, #2 Tennessee 54 | Duluth, Ga. (SEC Tournament) |
| 02/14/08 | #7 LSU 78, #1 Tennessee 62 | Knoxville, Tenn. |
| 03/09/08 | #3 Tennessee 61, #6 LSU 55 | Nashville, Tenn. (SEC Tournament) |
| 04/06/08 | #3 Tennessee 47, #5 LSU 46 | Tampa, Fla. (NCAA Final Four) |
| 02/26/09 | LSU 63, #18/23 Tennessee 61 | Baton Rouge, La. |
| 01/24/10 | #3 Tennessee 55, #18 LSU 43 | Baton Rouge, La. |

# Opponent Series Records

| | | |
|---|---|---|
| 02/22/10 | #5 Tennessee 70, #20 LSU 61 | Knoxville, Tenn. |
| 01/02/11 | #5/6 Tennessee 73, LSU 65 | Baton Rouge, La. |
| 02/27/11 | #4 Tennessee 80, LSU 60 | Knoxville, Tenn. |
| 01/19/12 | #9 Tennessee 65, LSU 56 | Knoxville, Tenn. |
| 03/04/12 | #13/10 Tennessee 70, LSU 58 | Nashville, Tenn. (SEC Tournament) |
| 02/07/13 | #12/13 Tennessee 64, LSU 62 | Baton Rouge, La. |
| 01/02/14 | #16 LSU 80, #5 Tennessee 77 | Knoxville, Tenn. |
| 02/27/14 | #10 Tennessee 72, LSU 67 | Baton Rouge, La. |
| 03/07/14 | #6 Tennessee 77, LSU 65 | Duluth, Ga. |

At Baton Rouge: Tennessee leads 15-6 — At Knoxville: Tennessee leads 19-3
At Neutral Site: Tennessee leads 12-4

## Texas A&M • LSU leads 8-7

| | | |
|---|---|---|
| 12/15/79 | LSU 66, Texas A&M 52 | Dallas, Texas (Dallas Classic) |
| 12/14/85 | #13 LSU 82, Texas A&M 54 | Baton Rouge, La. |
| 12/19/86 | #10 LSU 86, Texas A&M 75 | College Station, Texas |
| 12/19/87 | LSU 71, Texas A&M 68 | Baton Rouge, La. |
| 01/10/89 | Texas A&M 67, #10 LSU 64 | College Station, Texas |
| 12/09/89 | #16 LSU 81, Texas A&M 55 | Baton Rouge, La. |
| 01/14/91 | #15 LSU 90, Texas A&M 75 | College Station, Texas |
| 12/30/91 | #23 LSU 90, Texas A&M 65 | Baton Rouge, La. |
| 01/20/93 | Texas A&M 58, LSU 57 | College Station, Texas |
| 12/29/93 | Texas A&M 67, LSU 61 | Baton Rouge, La. |
| 12/20/94 | #23 Texas A&M 78, LSU 52 | College Station, Texas |
| 02/04/13 | #14/16 Texas A&M 74, LSU 57 | Baton Rouge, La. |
| 03/03/13 | LSU 67, #13/15 Texas A&M 52 | College Station, Texas |
| 01/09/14 | Texas A&M 52, #12 LSU 48 | Baton Rouge, La. |
| 02/09/14 | #19 Texas A&M 72, #16 LSU 67 | College Station, Texas |

At Baton Rouge: LSU leads 4-3 — At College Station: A&M leads 4-3
At Neutral Site: LSU leads 1-0

## Tulane • LSU leads 29-6

| | | |
|---|---|---|
| 1975-76 | LSU 84, Tulane 39 | New Orleans, La. |
| 01/31/77 | LSU 74, Tulane 42 | Baton Rouge, La. |
| 01/27/80 | LSU 86, Tulane 56 | Baton Rouge, La. |
| 01/26/81 | LSU 91, Tulane 79 | New Orleans, La. |
| 12/05/81 | LSU 87, Tulane 52 | Baton Rouge, La. |
| 11/27/82 | LSU 88, Tulane 60 | Baton Rouge, La. |
| 12/10/83 | #11 LSU 106, Tulane 57 | New Orleans, La. |
| 11/27/84 | #9 LSU 99, Tulane 52 | Baton Rouge, La. |
| 02/24/86 | #12 LSU 74, Tulane 65 | New Orleans, La. |
| 12/29/86 | #9 LSU 91, Tulane 53 | Baton Rouge, La. |
| 02/15/88 | LSU 73, Tulane 55 | New Orleans, La. |
| 01/31/89 | #12 LSU 84, Tulane 63 | Baton Rouge, La. |
| 02/22/90 | #19 LSU 83, Tulane 57 | New Orleans, La. |
| 01/23/91 | #10 LSU 71, Tulane 46 | Baton Rouge, La. |
| 02/19/92 | LSU 70, Tulane 61 | New Orleans, La. |
| 02/03/93 | LSU 86, Tulane 74 | Baton Rouge, La. |
| 02/21/94 | LSU 73, Tulane 60 | New Orleans, La. |
| 01/18/95 | Tulane 57, LSU 50 | Baton Rouge, La. |
| 12/28/95 | LSU 61, Tulane 58 | New Orleans, La. |
| 01/28/97 | #14 LSU 75, Tulane 74 (OT) | Baton Rouge, La. |
| 11/29/97 | #21 Tulane 65, LSU 54 | New Orleans, La. |
| 11/14/98 | LSU 81, Tulane 54 | Baton Rouge, La. |
| 12/31/99 | #24 Tulane 76, #11 LSU 72 | New Orleans, La. |
| 12/10/00 | #14 LSU 68, Tulane 61 | Baton Rouge, La. |
| 12/30/03 | #17 LSU 65, Tulane 42 | New Orleans, La. |
| 01/02/05 | #1 LSU 79, Tulane 45 | Baton Rouge, La. |
| 12/20/05 | #3 LSU 89, Tulane 60 | Baton Rouge, La. |
| 12/19/06 | #10 LSU 59, Tulane 39 | New Orleans, La. |
| 12/02/07 | #7 LSU 52, Tulane 36 | New Orleans, La. |
| 11/24/08 | LSU 63, Tulane 47 | Baton Rouge, La. |
| 11/25/09 | #7 LSU 73, Tulane 65 (OT) | New Orleans, La. |
| 11/23/10 | Tulane 54, LSU 52 | Baton Rouge, La. |
| 11/19/11 | Tulane 65, #20/21 LSU 62 | New Orleans, La. |
| 12/09/12 | Tulane 66, LSU 64 (OT) | Baton Rouge, La. |
| 01/05/14 | #16 LSU 63, Tulan 35 | New Orleans, La. |

At Baton Rouge: LSU leads 15-3 — At New Orleans: LSU leads 14-3
At Neutral Site: 0-0

## Vanderbilt • VANDY leads 24-17

| | | |
|---|---|---|
| 01/18/86 | #9 LSU 91, #11 Vanderbilt 80 | Baton Rouge, La. |
| 03/02/86 | #9 LSU 83, #20 Vanderbilt 60 | Athens, Ga. (SEC Tournament) |
| 02/01/87 | #9 LSU 81, #14 Vanderbilt 79 (OT) | Nashville, Tenn. |
| 02/06/88 | LSU 73, Vanderbilt 66 | Baton Rouge, La. |
| 02/19/89 | Vanderbilt 79, LSU 66 | Nashville, Tenn. |
| 03/04/89 | LSU 79, Vanderbilt 73 | Albany, Ga. (SEC Tournament) |
| 02/17/90 | #18 LSU 71, Vanderbilt 69 | Baton Rouge, La. |
| 02/03/91 | Vanderbilt 73, #10 LSU 72 | Nashville, Tenn. |
| 01/11/92 | #23 LSU 76, #7 Vanderbilt 69 | Baton Rouge, La. |
| 01/10/93 | #1 Vanderbilt 87, LSU 61 | Nashville, Tenn. |
| 01/22/94 | #5 Vanderbilt 87, LSU 63 | New Orleans, La. |
| 01/22/95 | #8 Vanderbilt 85, LSU 33 | Nashville, Tenn. |
| 02/10/96 | #11 Vanderbilt 78, LSU 56 | Baton Rouge, La. |
| 02/08/97 | #16 Vanderbilt 77, #11 LSU 58 | Nashville, Tenn. |
| 02/07/98 | LSU 57, #10 Vanderbilt 46 | Baton Rouge, La. |
| 01/21/99 | LSU 69, Vanderbilt 54 | Nashville, Tenn. |
| 02/17/00 | #9 LSU 58, Vanderbilt 50 | Baton Rouge, La. |
| 03/03/00 | Vanderbilt 59, #8 LSU 46 | Chattanooga, Tenn. (SEC Tournament) |
| 02/15/01 | #19 Vanderbilt 86, #12 LSU 75 | Nashville, Tenn. |
| 03/02/01 | #15 Vanderbilt 70, #16 LSU 58 | Memphis, Tenn. (SEC Tournament) |
| 01/27/02 | #6 Vanderbilt 64, #24 LSU 53 | Baton Rouge, La. |
| 02/14/02 | #6 Vanderbilt 77, LSU 60 | Nashville, Tenn. |
| 03/03/02 | #6 Vanderbilt 64, LSU 53 | Nashville, Tenn. (SEC Tournament) |
| 01/26/03 | #6 LSU 70, #18 Vanderbilt 59 | Baton Rouge, La. |
| 03/02/03 | #17 Vanderbilt 72, #4 LSU 60 | Nashville, Tenn. |
| 03/08/03 | #6 LSU 78, #15 Vanderbilt 69 | Little Rock, Ark. (SEC Tournament) |
| 02/19/04 | Vanderbilt 61, #15 LSU 55 | Baton Rouge, La. |
| 03/06/04 | #21 Vanderbilt 78, #15 LSU 66 | Nashville, Tenn. (SEC Tournament) |
| 01/23/05 | #2 LSU 79, #17 Vanderbilt 68 | Nashville, Tenn. |
| 01/26/06 | #4 LSU 75, #22 Vanderbilt 53 | Baton Rouge, La. |
| 02/22/07 | #12 Vanderbilt 68, #7 LSU 58 | Nashville, Tenn. |
| 03/04/07 | #13 Vanderbilt 51, #11 LSU 46 | Duluth, Ga. (SEC Tournament) |
| 01/13/08 | #11 LSU 62, Vanderbilt 51 | Baton Rouge, La. |
| 01/18/09 | #18 Vanderbilt 75, LSU 67 | Nashville, Tenn. |
| 03/07/09 | #22/23 Vanderbilt 61, LSU 47 | North Little Rock, Ark. (SEC Tournament) |
| 02/18/10 | LSU 55, #20 Vanderbilt 39 | Baton Rouge, La. |
| 03/04/10 | Vanderbilt 63, #21 LSU 61 | Duluth, Ga. (SEC Tournament) |
| 02/03/11 | Vanderbilt 55, LSU 50 | Nashville, Tenn. |
| 01/29/12 | Vanderbilt 81, LSU 72 | Nashville, Tenn. |
| 02/23/12 | LSU 69, #24 Vanderbilt 66 | Baton Rouge, La. |
| 01/20/13 | LSU 54, Vanderbilt 51 | Baton Rouge, La. |
| 01/19/14 | #24 Vanderbilt 79, #14 LSU 70 | Nashville, Tenn. |

At Baton Rouge: LSU leads 12-4 — At Nashville: Vanderbilt leads 13-3
At Neutral Site: Vanderbilt leads 7-3

The SEC office is located in Birmingham, Ala.

# The Southeastern Conference

## The Nation's Premier Women's Basketball League

Commissioner Mike Slive

Throughout its 80-year history, the Southeastern Conference has been a leader in the integration of athletic competition and higher education.

Since its formation in 1933, the SEC has achieved both stature and stability by designating governing/voting power to the presidents of the member institutions. They have determined the policies of the conference and through the years this involvement has been the principal source of strength in the evolution of the SEC.

Intercollegiate athletics has encountered many challenges in the 1990s and again the SEC provided guidance. In 1993, the member institutions adopted The Principles of Gender Equity. Committed to increasing the quantity and quality of women's athletic opportunities, each school provides at least two more women's intercollegiate programs than the number of men's.

The SEC currently regulates nine men's sports and 11 women's sports: Men: baseball, basketball, football, golf, swimming, tennis and track (cross country, indoor and outdoor). Women: basketball, golf, gymnastics, soccer, softball, swimming, tennis, track (cross country, indoor and outdoor) and volleyball.

The 2012-13 athletic year welcomed two new members to the prestigious conference in Texas A&M and Missouri.

### SEC BY THE NUMBERS

- With eight national championships, 10 runner-up finishes, a nation-leading 34 Final Four appearances and 113 first-team All-America honors, the SEC stands firmly as the nation's premier intercollegiate women's basketball conference.
- The SEC has posted impressive non-conference records in the last decade. The SEC compiled a 168-45 (.788) non-conference record during the 2013-14 season.
- Since the 1990 season, the SEC has compiled a 3471-1029 (.771) record against other conferences. The league has recorded 150+ wins during 10 seasons and has never recorded a non-conference winning percentage below .723.
- SEC teams have earned appearances in 25 of 33 NCAA Final Fours, an accomplishment unmatched by any other league.
- Overall, SEC squads have filled 35 of the 132 Final Four berths, including having two Final Four teams in 1988 (Auburn, Tennessee), 1989 (Auburn, Tennessee), 1995 (Georgia, Tennessee), 1996 (Georgia, Tennessee), 1998 (Arkansas, Tennessee), 2004 (LSU, Tennessee), 2005 (LSU, Tennessee), 2007 (LSU, Tennessee) and 2008 (LSU, Tennessee).
- SEC teams have made 18 appearances in a nation-high 16 NCAA Championship games, winning eight NCAA Championships.
- SEC teams have won 374 NCAA Tournament games against 195 losses (.657) for an average of 11.3 NCAA wins per year. The conference has led or shared the pack in NCAA Tournament bids 23 times in its 33-year history.
- The SEC was the first league to ever have eight teams invited to the NCAA Tournament, doing so four times in 1999, 2002, 2012 and 2014. The conference also has tallied seven bids on nine occassions most recently in 2013.
- The SEC has had 61 student-athletes named as a First-Team All-America selection. Those 60 have been named a total of 88 times since the 1982-83 season (first year of SEC sponsorship).
- All-Americans were first named in women's basketball in 1975. Since that time, league schools have had 69 players named first-team a total of 113 times.

### NCAA APPEARANCES

| | |
|---|---|
| **SEC** | **203** |
| ACC | 157 |
| Big Ten | 139 |
| Big East | 135 |
| Pac-12 | 113 |
| Big 12 | 111 |

### NCAA TITLES

| | |
|---|---|
| **SEC** | **8** |
| Big East | 8 |
| Big 12 | 3 |
| ACC | 2 |
| Pac-12 | 2 |
| American | 1 |
| Big Ten | 1 |
| Independents | 1 |
| Sun Belt | 1 |

### NCAA TOURNAMENT WINS

| | |
|---|---|
| **SEC** | **374** |
| ACC | 231 |
| Big East | 229 |
| Big Ten | 160 |
| Pac-12 | 160 |
| Big 12 | 159 |

### FINAL 4 APPEARANCES

| | |
|---|---|
| **SEC** | **34** |
| Big East | 23 |
| ACC | 16 |
| Pac-12 | 13 |
| Big Ten | 8 |
| Big 12 | 8 |
| Sun Belt | 8 |
| Independents | 6 |
| American | 1 |
| Colonial | 1 |

### NCAA APPEARANCES

| | |
|---|---|
| Tennessee | 33 |
| Georgia | 31 |
| Vanderbilt | 27 |
| **LSU** | **23** |
| Auburn | 18 |
| Ole Miss | 17 |

# 2015 SEC Tournament

**March 5-9 • Verizon Arena • Little Rock, Ark.**

With eight national championships, 10 runner-up finishes and a nation-leading 34 Final Four appearances, the Southeastern Conference stands firmly as the nation's premier intercollegiate women's basketball conference.

On Feb. 7, 1980, the first SEC women's basketball tournament began play. It ended four days later with Tennessee defeating Ole Miss for the title. Fast forward 34 years later and the SEC Tournament is still enjoying success and increased popularity.

For the second time in SEC history, the Women's Basketball Tournament underwent a format change in 2013. The tournament, which had been a four-day event featuring 12 teams, expanded to 14 teams, adding an extra day of competition. The tournament will once again begin on Wednesday with two additional games that feature Seeds 11 through 14. Also new to the tournament format will be splitting the early sessions in which the league's top-two seeds play. The tournament's top seed will play its first game in the afternoon session, while the No. 2 seed will play in the evening session.

Tickets for the tournament are $100 for a reserved book. A ticket book contains seven tickets, one for each session, which allows one person to attend all 13 games. Tickets can be purchased at www.SECSports.com.

This is the fourth trip to Verizon Arena for the SEC Women's Basketball Tournament. The tournament was played there previously in 2003, 2006 and 2009. The Verizon Arena seats 16,000 for the SEC Tournament. It is located across the river from downtown Little Rock.

The SEC Network will televise all tournament games played Wednesday - Friday. The semifinals will be aired on ESPNU for the sixth consecutive year, while the championship game will carried by ESPN.

All games also will be available through WatchESPN, accessible online at WatchESPN.com, on smartphones and tablets via the WatchESPN app, and streamed on televisions through Amazon Fire TV, Apple TV, Chromecast, Roku, Xbox 360 or Xbox One to fans who receive their video subscription from an affiliated provider.

**FIRST ROUND**
**Wednesday, March 4 • Televised by SEC Network**

| | |
|---|---|
| 6 p.m. | Game 1: Seed #12 vs. Seed #13 |
| 8:30 p.m. | Game 2: Seed #11 vs. Seed #14 |

**SECOND ROUND**
**Thursday, March 5 • Televised by SEC Network**

| | |
|---|---|
| 12 p.m. | Game 3: Seed #8 vs. Seed #9 |
| 2:30 p.m. | Game 4: Seed #5 vs. Game 1 winner |
| 6 p.m. | Game 5: Seed #7 vs. Seed #10 |
| 8:30 p.m | Game 6: Seed #6 vs. Game 2 winner |

**QUARTERFINALS**
**Friday, March 6 • Televised by SEC Network**

| | |
|---|---|
| 12 p.m. | Game 7: Seed #1 vs. Game 3 winner |
| 2:30 p.m. | Game 8: Seed #4 vs. Game 4 winner |
| 6 p.m. | Game 9: Seed #2 vs. Game 5 winner |
| 8:30 p.m. | Game 10: Seed #3 vs. Game 6 winner |

**SEMIFINALS**
**Saturday, March 7 • Televised by ESPNU**

| | |
|---|---|
| 4 p.m. | Game 11: Game 7 winner vs. Game 8 winner |
| 6:30 p.m. | Game 12: Game 9 winner vs. Game 10 winner |

**CHAMPIONSHIP GAME**
**Sunday, March 8 • Televised by ESPN**

| | |
|---|---|
| 2:30 p.m. | Game 13: Game 11 winner vs. Game 12 winner |

All times are Central.

**SEC TOURNAMENT CHAMPIONS**

1980 • Tennessee
1981 • Auburn
1982 • Kentucky
1983 • Georgia
1984 • Georgia
1985 • Tennessee
1986 • Georgia
1987 • Auburn
1988 • Tennessee
1989 • Tennessee
1990 • Auburn
**1991 • LSU**
1992 • Tennessee
1993 • Vanderbilt
1994 • Tennessee
1995 • Vanderbilt
1996 • Tennessee
1997 • Auburn
1998 • Tennessee
1999 • Tennessee
2000 • Tennessee
2001 • Georgia
2002 • Vanderbilt
**2003 • LSU**
2004 • Vanderbilt
2005 • Tennessee
2006 • Tennessee
2007 • Vanderbilt
2008 • Tennessee
2009 • Vanderbilt
2010 • Tennessee
2011 • Tennessee
2012 • Tennessee
2013 • Texas A&M
2014 • Tennessee

Michael Bonnette

Bill Franques

Kent Lowe

Matt Dunaway

Jake Terry

Will Stafford

Clyde Verdin

Steve Franz

Krystal Faircloth

Hannah Brinks

Stephanie Lyles

Pam LeBlanc

## Michael Bonnette
**Senior Associate AD/Sports Information**

Michael Bonnette enters his 15th year as LSU's Sports Information Director and second as Senior Associate Athletic Director after being promoted to his current position in the fall of 2013. Bonnette held the title of Associate Athletic Director from April of 2007. Bonnette was originally elevated to Sports Information Director in August of 2000 and then promoted to Assistant Athletic Director in July of 2004.

As Sports Information Director, Bonnette serves as the chief contact for LSU's nationally-ranked football team as well as overseeing all publicity activities for the 21 sports sponsored by the Athletic Department.

The 44-year-old Bonnette, who served as an Associate Sports Information Director for seven years, is in his 21st year with the LSU Athletic Department.

His 2012 LSU Football media guide was named "Best in the Nation" by CoSIDA, one of several awards he has received from the organization and in the Louisiana Sports Writers Association annual writing contests.

The Lake Charles, La., native has been around the sports media relations profession his entire life as he is the son of retired McNeese State Sports Information Director Louis Bonnette, a member of the CoSIDA Hall of Fame. The field at Cowboy Stadium in Lake Charles bears the name Louis Bonnette Field. His brother, Matthew, continued the family tradition at McNeese by being named Sports Information Director in July 2012, following his Dad in the position.

Bonnette, who is a 1993 graduate of LSU, is past president of SIDs for the Southeastern Conference and is currently the vice-president for SIDs for the LSWA. He is married to the former Robin Arnaud of Opelousas, La., and the couple has three sons, Peyton (16), Grant (15) and Max (9).

## Bill Franques
**Senior Associate SID**

Bill Franques works as the LSU baseball program's media relations director, and he serves as managing editor of LSU's football, men's basketball and baseball game programs.

His 2012 LSU football game program was voted best in the nation by College Sports Information Directors of America.

The LSU baseball media guide, written and edited by Franques, has four times been named best in the nation by CoSIDA. His baseball brochures have finished among the top six in the country in 16 of the past 21 seasons, including his 2012 and 2013 guides, which were voted No. 1 by CoSIDA.

Franques is the Alex Box Stadium public address announcer and the color analyst on LSU Sports Radio Network broadcasts of baseball road games. In addition, he is the producer and co-host of LSU Tiger Tracks, a weekly television program featuring LSU sports personalities.

Franques also worked from 1997-2000 as the LSU baseball administrative assistant. His duties included coordinating team travel, organizing fundraising events and booster club meetings, and overseeing office operations.

Franques received a Bachelor of Arts degree from LSU in 1985. The Lafayette, La., native is married to the former Yvette Lemoine of Bunkie, La., and they have three children – William Paul Jr. (14), Benjamin Lewis (12) and Madeline Lemoine (10).

## Kent Lowe
**Senior Associate SID**

A member of the LSU Sports Information staff since August 1988 and beginning his 27th athletic year at LSU, Kent Lowe was appointed senior associate SID in August 2000. He serves as the primary media contact for the LSU men's basketball team and women's golf team.

He has also for the past 21 years written an award-winning bowling column for The (Baton Rouge) Advocate.

Lowe, 56, came to LSU from Louisiana Downs where he served as publicity director for the Bossier City, La., racetrack.

Lowe is a member of CoSIDA, which voted his 2010 men's basketball media guide "Best in the Nation" and his 2012 men's basketball guide third in the nation. He is a member of CoSIDA's prestigious Academic All-American committee as well.

Lowe is also a past president and current treasurer of the Louisiana Sports Writers Association.

The Shreveport native is heavily involved with the Louisiana Sports Hall of Fame and for the past 12 years has produced the regionally-televised induction ceremonies.

Lowe is a 1979 graduate from LSU-Shreveport. He earned his masters' degree at LSU in 1982.

## Matt Dunaway
**Associate SID**

Matt Dunaway moves into his sixth season as an associate sports information director where he serves as the primary media relations contact for LSU's women's basketball program and assists with football and men's basketball publicity. He also operates as the department's liaison to the Cox Communications Academic Center for Student-Athletes for postgraduate scholarship and academic award nominations.

Dunaway, 33, spent his first five years at LSU as the softball and volleyball SID where he had the opportunity to publicize six All-Americans which include Brittnee Cooper and Briana Holman (volleyball) along with A.J. Andrews, Rachele Fico, Brittany Mack and Kirsten Shortridge (softball). His 2012 softball media guide was voted No. 1 in the nation by CoSIDA.

Dunaway holds the color analyst role for softball broadcasts on the LSU Sports Radio Network and serves as the volleyball play-by-play announcer for webcasts on LSUsports.net.

Dunaway came to LSU from Rice where he promoted the Owls' women's basketball and tennis teams in addition to sharing secondary football duties. Prior to Rice, Dunaway spent two years across town as a sports information assistant at the University of Houston as primary contact for the Cougars' softball, volleyball and tennis programs.

Dunaway graduated from UCF in May 2005 with a BA in broadcast journalism from the Nicholson School of Communication. He was a student assistant in the sports information office and held sports director duties for the student chapter of the UCF ISP Sports Network responsible for broadcasting Golden Knight volleyball, women's basketball, softball and baseball.

Dunaway is a member of CoSIDA and the Louisiana Sports Writers Association.

## Will Stafford
**Associate SID**

Will Stafford enters his seventh year as a member of the LSU Sports Information staff as he serves as associate SID in charge of the national champion men's and women's track and field programs, as well as the men's golf and women's soccer programs.

Stafford is a native of Franklinton, La., and a 2006 graduate of LSU's Manship School of Mass Communication with a Bachelor of Arts degree in journalism.

Prior to receiving a full-time position at LSU, Stafford served as a graduate assistant with the sports information staff for two years while completing a master's degree in sport management in the summer of 2008. In addition, he served as a student assistant at LSU for four years from 2003-06.

Stafford's media guides have been judged in the top five in the country on nine occasions by the College Sports Information Directors of America. This includes the fifth-ranked men's track and field guide in 2007; the third-ranked men's golf, fourth-ranked women's soccer and fourth-ranked women's track and field guides in 2008; the second-ranked men's golf and third-ranked women's track and field guides in 2009; the second-ranked track and field guide in 2011; and the second-ranked men's golf and third-ranked track and field guide in 2012.

In addition, four of Stafford's media guides have received the "Best Cover" honor as the nation's top design, including track and field in 2007, 2009 and 2011, and men's golf in 2009.

In June 2014, Stafford was announced as the recipient of the inaugural Excellence in Communications Award presented annually by the U.S. Track & Field and Cross Country Coaches Association. The USTFCCCA announced his selection leading up to the 2014 NCAA Division I Outdoor Track & Field Championships held in Eugene, Oregon.

He and his wife of four years, the former Claire Adams of Baton Rouge, were married on July 24, 2010, in Lake Junaluska, North Carolina, and have one son, 7-month-old Liam Stafford.

## Jake Terry
**Associate SID/Social Media**

Jake Terry begins his fifth year as Associate SID where he serves as coordinator of social and new media, handles all publicity for the LSU gymnastics team and functions as the No. 2 contact for the football team.

As social media coordinator, Terry has overseen the growth and influence of the LSU Athletics accounts across several social networks.

Terry earned his master's degree in sport management at LSU in 2010 after receiving a Bachelor of Arts degree in broadcast journalism from LSU's Manship School of Mass Communication in 2008.

Prior to receiving a full-time position, Terry served as a graduate assistant for two years at LSU when he handled responsibilities for gymnastics and assisted with football. During his time as a student, he worked as an SID for women's tennis and also served briefly as interim SID for softball, volleyball and women's basketball.

Terry, 28, is a Baton Rouge native and is married to the former Allison Stuckey.

## Clyde Verdin
**Associate SID**

Clyde Verdin is in his first season as an associate sports information director at LSU, serving as the primary contact for softball and volleyball, while also acting as the department's liaison to the Cox Communications Academic Center for Student-Athletes and the department's community service efforts.

Prior to joining the staff, Verdin, 30, worked for over two years as the director of media relations at his Alma Mater of Nicholls State University in Thibodaux, Louisiana, where he oversaw the media relations efforts for all 13 of the university's Division I sports.

After receiving his bachelor of arts in broadcast journalism from Nicholls in 2008, Verdin went on to complete internships at the University of Missouri and with the New Orleans Pelicans of the NBA.

A native of Morgan City, Louisiana, Verdin is married to the former Stephanie Detillier of Raceland, Louisiana.

## Steve Franz
**Photography Coordinator**

Steve Franz, LSU's staff photographer, joined the LSU athletics department in July of 1998 after being around the Tiger sports scene for years.

Prior to joining LSU athletics, the New Orleans native served as photographer for the independent Tiger Rag magazine for five years. Franz was also a photographer for United Press International covering some of the area's major political events, Presidential visits, the New Orleans Saints and the NCAA men's and women's Final Fours in New Orleans.

Franz, 43, has had his pictures published in several national magazines, including Sports Illustrated and The Sporting News. He is a 1993 graduate of LSU.

## Krystal Faircloth
**Publications Director**

Krystal Faircloth is in her second year as Publications Director for the LSU Athletics Publications Office. Her responsibilities include overseeing the visual brand identity of LSU Athletics along with the design of print, web, interactive, apparel, social media, environmental signage and any other projects for all varsity sports.

Faircloth, 30, previously assisted the publications office as graphic design coordinator for seven years while being the primary graphic designer for the Tiger Athletic Foundation. Prior to that, she worked as a student assistant in the LSU Athletics department for two years before earning her bachelor's degree in graphic design in May 2006.

She has produced 23 media guides that have finished among the top five in the nation in the annual CoSIDA publications contest. Her 2006 men's tennis guide, 2009 & 2011 baseball guides and 2009 & 2011 track and field guides were all awarded "Best Cover" honors. More recently, her 2012 and 2013 baseball guides were awarded back-to-back "Best in the Nation."

Formerly Krystal Bennett, she is married to Jordan Faircloth, a former LSU baseball pitcher who played under both Skip Bertman and Smoke Laval. She is a Haughton, La., native and a graduate of Haughton High School.

## Hannah Brinks
**Graphic Design Coordinator**

Hannah Brinks is in her third year as a graphic design coordinator for the LSU Athletics Publications Office. Her responsibilities include the design and production of print and digital communications for the athletic department.

Prior to coming to LSU, Brinks, 25, was a graphic designer with Crimson Tide Productions at the University of Alabama, where she designed in both print and digital formats for Gymnastics, Women's Golf, Softball, and Women's Basketball.

She earned her BFA cum laude in Digital Media/Graphic Design from The University of Alabama, and was a record setting member of the Crimson Tide Swimming and Diving team, competing at SEC Championships, NCAA's, US Open, US Nationals, World Championship Trials and Olympic Trials.

## Stephanie Lyles
**Graphic Design Coordinator**

Stephanie Lyles is in her first year as a graphic design coordinator for the LSU Athletics Publications Office. Her responsibilities include the design and production of print and digital communications for the athletic department.

Prior to coming to LSU, Lyles, 27, was a graphic designer with Pinnacle Entertainment, where she worked in the Regional Marketing department, designing print material for multiple casino properties throughout the South.

She earned her bachelor's degree in graphic design in May 2010 from LSU. She is a Baton Rouge, La., native and a graduate of University High School.

## Pam LeBlanc
**Administrative Assistant**

## Students
**Sports Information** - Brandon Berrio, Taylor Brown, Sara Ducote, Nik Kragthorpe, Dimitri Skoumpordis
**Photography** - Chris Parent, Kyle Zedaker, Quinn Perret, Raelyn Roussel, Chris Kelty, Elizabeth Thompson
**Publications** - Mallory Bourgeois, Elizabeth McCulla, Christina Plaia

# Media Guidelines

## MEDIA CREDENTIALS

All requests for working press, photo and broadcast credentials for LSU 2014-15 home basketball games should be made online at www.LSUsports.net/media by filling out the form for credentials. Single-game credentials must be requested no later than NOON the day before the game.

All credentials which cannot be mailed are left at the will-call media table inside the Northeast Corridor entrance of the Maravich Center.

News media covering LSU Basketball on a regular basis will be issued a season parking pass. Other parking passes will be handled on a game-by-game basis. The press parking lots will be in Lot H on North Stadium Drive next to the Broussard Training Room.

Requests are honored from sports editors of daily newspapers and sports directors of television and radio stations. Requests from individuals not employed by a media outlet will not be considered. Spouses, dates, non-workers and anyone under 18 years of age are not permitted in the working press area. LSU reserves the right to refuse any credential request deemed not to be in the best interest of the University.

## MEDIA INFORMATION

The 2014-15 LSU Women's Basketball Media Guide is a source of information for the news media. Additional information is available upon request from the LSU Sports Information Office.

News releases, photographs, digital images and video tapes will be made available to accredited members of the media.

The LSU Sports Information Office is located on the fifth floor of the Athletic Administration Building.

**MAILING ADDRESS**
LSU Sports Information
Athletic Administration Building
Baton Rouge, LA 70803
Phone: (225) 578-8226

**OVERNIGHT MAIL ADDRESS**
LSU Sports Information, Room 501
Athletic Administration Building
North Stadium Dr. at Nicholson Dr.
Baton Rouge, LA 70894

## PRESS WORK AREA

The Press Room is located in the Northeast Corridor of the Maravich Center. Three telephones will be available on a first-come, first-serve basis. Please notify a member of the sports information staff for use of a phone. A fax machine will also be available after the game.

## POST GAME INTERVIEWS

Post Game Interviews, including coaches and players from both teams, will be held in the Interview Room approximately 10 minutes following the game.

The Interview Room is located in the LSU Basketball Practice Facility. A member of the LSU Sports Information Department will take player interview requests during the second half of the game.

## GAME INFORMATION

Game Information will be provided on press row. First half play-by-play and halftime statistics will be distributed at the end of the first half and complete books will be available approximately 15 minutes after the game.

LSU also provides real time statistics through its touch-screen stat iPads and live stats are also available through www.LSU.StatBroadcast.com

Courtesy phone lines and ISDN lines are installed on press row for visiting radio broadcasts for Southeastern Conference teams.

Other teams wishing to broadcast a game must contact Jim Hawthorne of the LSU Sports Radio Network at (225) 578-1882.

## PHOTOGRAPHERS

LSU will follow NCAA and SEC rules regarding the media representatives photographing the game. Photographers are limited to working the designated space along the end line of the playing court.

No credentials will be issued to freelance photographers, cutline writers, and equipment carriers. Photographers will not be permitted to shoot from the sidelines. All photographers must remain seated on the floor in areas directly in front of fans on the baseline. Videotaping from a kneeling position will not be permitted.

Photo positions may be assigned by the LSU Sports Information Office prior to selected games. Please see the credential and access guidelines for more information.

## TV RIGHTS, SATELLITE TRUCKS

The right to televise LSU women's basketball games is solely that of the University and the Southeastern Conference. Permission to televise the game must be granted by the Athletic Director's Office at LSU and the Commissioner's Office of the Southeastern Conference.

Telecasting entities should contact Coordinator of Electronic Media Kevin Wagner at (225) 578-1797 for information regarding setup. Sound microphone technicians will sit at press row, when seats are available or at a designated spots in front of press row that does not block any sold advertising panels. There is no mid-court break for television.

Any outlet using a satellite truck must request satellite truck parking and must have the truck in place at least two hours prior to tipoff. All production and uplink trucks should contact Dreyfus Milstead, Operations Manager of the Maravich Center, (225) 578-8205, regarding arrival time and setup logistics.

## WIRELESS INTERNET ACCESS

Wireless internet access is available in the press room and on press row of the Maravich Center.

For information on how to access please ask LSU Basketball SID Matt Dunaway. Wireless information sheets will be provided prior to every home game.

## COVERING PRACTICES

Please contact Matt Dunaway at (225) 578-1869 or mdunaway@lsu.edu at least 24 prior to practice if you wish to attend any of LSU's practices.

Most of LSU's practices are open to the media. Interviews with Coach Caldwell and the student-athletes will be conducted before practice.

## INTERNET AUDIO/VIDEO

During the upcoming season, LSU stays on the cutting edge of Internet technology with live and on-demand streaming video of selected games in the new and improved LSUsports.net Geaux Zone.

Premium members of the Geaux Zone have access to these exclusive broadcasts, as well as the weekly one-hour radio show, "The Nikki Caldwell Show presented by Capital One Bank," and "Inside Lady Tigers Basketball with Nikki Caldwell."

Visit www.LSUsports.net to join the Geaux Zone today. On LSUsports.net, Tiger fans from around the world will find the most up-to-the-minute information on LSU women's basketball and all 21 varsity sports.

**Other Features Include:**

- Real-time stats updates during sporting events
- Rosters, Schedules, Stats and more
- Updated promotional schedules

## SEC MEDIA INFORMATION

- Contact: Tammy Wilson is the women's basketball media director for the Southeastern Conference. Any questions regarding SEC women's basketball should be directed to her at (205) 458-3010 or via email at twilson@sec.org.
- Player of the Week: The SEC will name a Player of the Week and a Freshman of the Week throughout the upcoming season. Each week's selection will be selected on Monday for Tuesday a.m. publication.
- SEC Website: The new and improved SEC website (www.secsports.com) can be accessed 24 hours a day. Current league standings, statistics, notes, and other information regarding women's basketball are available.

## CREDENTIAL AND ACCESS GUIDELINES

LSU's goal is to disseminate information as widely, uniformly and fairly as possible using normally accepted media standards.

Media must meet the following guidelines in order to be granted credentials. Only media that meet the criteria will be considered for access to LSU athletic events.

The number of credentials issued is limited by available resources. Due to space and facility restrictions, access, seat assignments on press row as well as sideline photography will be made on a space available basis. In some situations, pool reporting may be necessary.

## PRINT

- Daily newspapers are eligible to apply for credentials and access to media opportunities. The granting and number of credentials will be based on newspaper's circulation on a space available basis.
- Weekly newspapers must be members of the Louisiana Press Association and those sports writers must be members of the Louisiana Sports Writers Association to request credentials. Weekly newspapers based on requests will be limited to non-conference games if space exists.
- Specialty publications that cover college basketball or sports in the host site of the two participating schools are eligible to be granted on a space available basis.
- Student newspapers from the city of the two teams are able to apply for credentials on the basis of a maximum of two press box seats for dailies and one press box seat for weeklies.

## TELEVISION

- Television stations that have nightly news broadcasts that originate in the locale of the station that includes sports coverage are eligible to apply for credentials. All other stations will be filled on a space available basis.
- Student television stations from the two participating schools are eligible to apply on a space available basis.

## RADIO

- National and regional networks are eligible to apply for credentials.
- Radio stations that employ a full-time sports director or regularly air sports news or locally-produced talk shows are eligible to apply for credentials. No talk show may have more than one credential and the maximum credentials a station may receive for a game, based on space availability, is two.

## INTERNET

- Internet sites of the home and visiting school (as determined by the Media Relations Director) are eligible to apply for credentials.
- LSU's policy is to issue credentials only to those organizations whose primary purpose is gather news and disseminating it and for which other commercial activities are ancillary.
- Other internet sites must meet each of the following guidelines in addition to meeting the above criteria to be eligible to apply for credentials and access as determined on a space available basis.
- Web site must be a legal, corporate entity.
- Web site must provide daily coverage of LSU or the visiting team with its own full-time staff of reporters, photographers and equipment.
- Web site must travel to and cover a majority of away games and all major post-season events.
- Web site must be accredited by the home university as working media.
- Websites that sponsor message boards, message centers or chat room as their primary function where people are allowed to post anonymous information will not be issued credentials.
- The maximum number of credentials that a web site may receive is two based on space available and the discretion of the media relations director.

## INTERNET REAL-TIME POLICY

By acceptance and use of an LSU media credential, the holder agrees to the following conditions as established by LSU and the Southeastern Conference:

- The SEC and its member institutions grant a media organization a limited license to use certain gathered information on the media organization's own Internet or online site beginning at the start of an athletic event and up to the conclusion of such event, all subject to the following limitations and conditions:
- No more than 10 still photographs may be used for news coverage of the game and other editorial purposes. Such still photographs must be used on a time-delayed basis, that is at least (5) minutes after the happening of the event depicted by the still photograph.
- It is agreed that video tape is NOT to be used on an Internet or online site (except that video tape may be shown as part of a single online "simulcast" of a television station's regularly scheduled news program.
- While a game is in progress, the use of textual statistical information is time-delayed and limited in amount (e.g. updates pertaining to score, injuries and national, conference or institutional record-breaking performances, a condensed half-time story) so that an organization's Internet or online game coverage does not undercut the authorized and rights-paying fee organization's rights to play-by-play accounts of the game and/or exclusivity as to such rights.
- Should any of these conditions be breached, LSU and/or the SEC will issue a written warning for the first violation. If this violation occurs during the last game of the institutions' regularly-scheduled season, the media organization may not be credentialed for the SEC Basketball Tournament. A second violation of this policy will results in revocation of credentials to cover future basketball games hosted by the SEC and/or its member institutions.

## UNAUTHORIZED USE OF CREDENTIALS

Press credentials will be issued to working press only. Press credentials are not transferable and use by anyone other than members of the working media is unauthorized. Press credentials used in an unauthorized manner will be revoked immediately. New organizations allowing unauthorized individuals to use credentials will have their credentials revoked for the remainder of the year.

All press credentials remain the property of the LSU Athletics Department and must be returned on request.

### ATHLETICS MEDIA CENTER

Media members can access PDFs of game notes and media guides, request credentials and e-mail each SID at http://www.LSUsports.net/media.

### LSU ATHLETICS IMAGE MEDIA DATABASE

Members of the media can obtain photos on all LSU coaches and athletes as well as official LSU logos on the internet at http://media.LSUsports.net. The site features head shots and action shots of all of LSU's women's basketball coaches and players. The site will be updated weekly throughout football season. To gain access to the database, please contact Matt Dunaway in the LSU Sports Information Department for a login and password.

# LSU Television Network

**Victor Howell (left) and Lyn Rollins (right) will call LSU women's basketball games live this season for SEC Network Plus package produced by the LSU Televison Department.**

## INSIDE LADY TIGERS BASKETBALL

Inside Lady Tigers Basketball, Nikki Caldwell's 30-minute weekly television show makes its season debut during the first week of January 2015.

The show is hosted by Garrett Walvoord and features game highlights and commentary from Caldwell. It will also showcase players and different aspects of the program throughout the season. A listing of affiliates and times are below:

**2014-15 LSU SPORTS TELEVISION NETWORK AFFILATES**

| | | |
|---|---|---|
| Baton Rouge | WBRT (Ch. 19) | Tuesday 10 p.m., Midnight |
| Baton Rouge | Cox Channel 4 | Tuesday 10 p.m. |
| Alexandria | KLAX-TV (Ch. 31) | Sunday 10:30 p.m. |
| Houma | KFOL-TV (Ch. 10) | Monday, Saturday 8 p.m. |
| Monroe | KARD-TV (Ch. 14) | Wednesday 6 a.m. |
| Morgan City | KWBJ-TV (Ch. 39) | Sunday 9:30 p.m. |
| Statewide/Regional | Cox Sports TV (CST) | Wednesday 5:30 pm. |
| | Comecast Sports Net Houston | Wednesday 4:30 p.m. |

**Network affiliates are subject to change • Visit LSUsports.net/tvaffiliates for more information.**

## SEC NETWORK ADDS MEDIA COVERAGE

The 2014-15 season marks the first of a 20-year agreement between th-e SEC and ESPN to create and operate the SEC Network which lauched on Aug. 14, 2014.

The SEC Network and its accompanying digital platform, SEC Network Plus, will carry SEC content 24/7/365 which includes more than 1,000 live events in its first year. Programming on the SEC Network also will include in-depth commentary and analysis in studio shows, daily news and information, orginal content such as SEC Storied, SEC Now and more.

The wall-to-wall women's basketball coverage has every SEC game televised on the SEC Network, SEC Network Plus, ESPN, ESPN2, ESPNU or FSN.

The SEC Network will show two games on Thursdays, multiple games on Sundays and one showcase game on Mondays evening to complement the pckages on the other outlets.

SEC Network Plus games are exclusively available online at www.SECNetwork.com and via www.WatchESPN.com - the events also can be streamed live on computer, tablets and phones.

LSU will have 12 games available on SEC Network Plus during the 2014-15 season which includes seven nonconference games, three SEC games and both exhibition games.

In total, all but seven nonconference road/neutral site games will be carried live by the ESPN Family of Networks, FSN, SEC Network and SEC Network Plus.

Check LSUsports.net for a full 2014-15 televison schedule.

**Kevin Wagner**
Director of Television Operations

Kevin Wagner, LSU's Director of Television, takes on a new role this year as the athletic department liason for the SEC Network and as producer of all SECN+ games televised out of LSU's fifth floor control room.

Wagner, 57, was promoted to Assistant AD/Television in August, 2003 after joining LSU as assistant coordinator in August of 1989. He served as Coordinator of Electronic Media/Television for eight years prior to his most recent promotion.

A 1980 graduate of LSU in broadcast journalism, Wagner was a four-year Tiger letterman in diving (1975-79), earning All-Southeastern Conference honors in 1979 on the three-meter springboard.

A native of Houston with 34 years of experience as a television producer, Wagner and his wife Karen have two daughters - Allyson and Jennifer, and six grandchildren - Kaleigh, Conner, Randy, Tanner, Carson and Kyndal.

**John Schiebe**
Director of Videoboard Productions

John Schiebe begins his 21st year in the LSU television department. He came to LSU in August of 1994 from the University of Mississippi where he served as post-production supervisor in the Teleproductions Center. He was there for one-and-a-half years.

Schiebe served as a production assistant in Educational Television Services at Oklahoma State from 1984 through 1987 before becoming a producer/director in Agricultural Communications at OSU from 1987 until 1993 when he joined Ole Miss.

A 1986 graduate of Oklahoma State, he was born in Minneapolis, Minn. and attended high school in Oxford, Miss.

Schiebe, 52, is married to the former Mollie Clements of Memphis, Tenn., and they have two children, Tom and Pat.

**David Landry**
Director of Media Productions

David Landry returned in 2006 to LSU as a producer within the television department after 12 years in television production in the Baton Rouge area.

Before his freelance career, Landry, a native of Baton Rouge, served as a full-time television producer at LSU for four years (1990-1994) and was involved with production of LSU programming since 1988 when he was a student at the University.

Landry graduated from LSU in 1990 with a bachelor's degree in broadcast journalism. He married the former Kim Segura of Baton Rouge in 1991, and has two sons, Patrick and John.

## THE NIKKI CALDWELL SHOW

The Nikki Caldwell Show presented by Capital One Bank will run on the LSU Sports Radio Network live from TJ Ribs on Acadian Thruway.

The first show begins on Tuesday, Nov. 11 and continues throughout the season. It can be heard on WBRP-FM 107.3 in Baton Rouge area and in the Geaux Zone on www.LSUsports.net/live.

Patrick Wright will serve as the host of the women's basketball coaches show for the 16th straight year.

Fans have the opportunity to attend the show in person and meet Coach Caldwell at TJ Ribs each week. Live call-in and audience questions will be taken during the show. Fans can also submit questions to Coach Caldwell through the LSU women's basketball Facebook page at www.Facebook.com/LSUwbkb.

**The show schedule and times are as follows:**

| | | |
|---|---|---|
| Show #1 | 11/11/14 | 7 p.m. |
| Show #2 | 11/17/14 | 8 p.m. |
| Show #3 | 12/01/14 | 8 p.m. |
| Show #3 | 12/09/14 | 7 p.m. |
| Show #4 | 12/23/14 | 7 p.m. |
| Show #6 | 01/06/15 | 7 p.m. |
| Show #7 | 01/13/15 | 7 p.m. |
| Show #8 | 01/20/15 | 7 p.m. |
| Show #9 | 01/27/15 | 7 p.m. |
| Show #10 | 02/03/15 | 7 p.m. |
| Show #11 | 02/09/15 | 8 p.m. |
| Show #12 | 02/17/15 | 7 p.m. |
| Show #13 | 02/24/15 | 7 p.m. |
| Show #14 | 03/10/15 | 7 p.m. |

## 2014-15 NETWORK AFFILIATES

| CITY | CALL LETTERS | FREQUENCY |
|---|---|---|
| Baton Rouge – Flagship | WBRP-FM | 107.3 |
| Alexandria | KDBS-AM | 1410 |
| Bogalusa | WBOX-FM | 92.9 |
| Ferriday | KFNV-FM | 107.1 |
| Houma | KJIN-AM | 1490 |
| Jena | KJNA-FM | 102.7 |
| Lafayette/Opelousas | KLWB-FM | 103.7 |
| Lake Charles | KXZZ-AM | 1580 |
| Leesville | KJAE-FM | 93.5 |
| Monroe | KMLB-AM | 540 |
| Morgan City | KFRA-AM | 1390 |
| New Orleans | WWWL-AM | 1350 |
| Ruston | KRUS-AM | 1490 |
| Shreveport | KWKH-AM | 1130 |
| Tylertown, Miss. | WFCG-FM | 107.3 |
| Ville Platte | KVPI-AM | 1050 |
| SiriusXM Satellite | TBD | 199, 200, 201 |

**Network Affiliates are subject to change.**

**Visit www.LSUsports.net/radioaffiliates**

**• All women's basketball games will be carried on WBRP-FM in Baton Rouge. All other affiliates will be carrying a minimum of five (5) games in which they will select.**

## THE GEAUX ZONE

The Geaux Zone, a subscription based online service on LSUsports.net, provides on-demand HD video and audio archives of all women's basketball home games.

All LSU women's basketball games feature live audio broadcasts to members of the Geaux Zone.

The Nikki Caldwell Radio and Television Shows are also archived in the Geaux Zone on a weekly basis.

Live streaming video is subject to blackout in certain markets when also televised by Cox Sports Television.

## SIRIUS XM SATELLITE RADIO

SiriusXM Satellite Radio will broadcast LSU football, basketball and other sports to SiriusXM subscribers nationwide and will also provide complete coverage of SEC championships.

## RADIO NETWORK HISTORY

The LSU Sports Radio Network, in its 27th year, is one of the most diverse and progressive college radio networks in the country, utilizing an in-house radio studio to originate over 200 live events in football, men's and women's basketball, baseball and softball.

The Eagle 98.1 is the home of baseball, while New Country 100.7 FM The Tiger is the home of LSU men's basketball. WBRP-FM (107.3 FM) serves as the flagship station for women's basketball with WNXX-FM (104.5/104.9) as the home of softball.

In addition to live events, network programming also includes a weekly live coach's show for football, men's and women's basketball and baseball.

**Jim Hawthorne**
**Director of Broadcasting**

Jim Hawthorne begins his 32nd year as the "Voice of the Tigers" and the Anacoco, La., native, has established himself as one of the top play-by-play men in all of collegiate athletics.

A veteran of calling the action for more than 40 years, Hawthorne also handles men's basketball and baseball broadcasts on the LSU Sports Radio Network. He has been at the microphone for both the 2003 and 2007 BCS National Championship games that LSU won. He also called LSU's six national titles in baseball and three Final Four appearances in men's basketball.

As LSU's Director of Broadcasting, Hawthorne is responsible for the broadcast content, personnel and equipment for all network broadcasts on one of the most powerful collegiate radio networks in the nation.

In addition, he hosts the weekly one-hour live call-in radio shows with the football and baseball head coaches, as well as serving as the host for "Inside LSU Baseball."

Hawthorne has done play-by-play from the high school to the professional levels, including Northwestern State, Centenary College, Texas League Baseball and World Football League broadcasts. Hawthorne is married to the former Juanita Carol Thomason, also of Anacoco, and has a son, Joseph William, two daughters, Jaime Lynn and Amanda Ruth, two granddaughters, two grandsons and one great grandaughter.

**Patrick Wright**
**Women's Basketball Play-by-Play Announcer**

Patrick Wright begins his 25th season as the "Voice of the Lady Tigers" on the LSU Sports Radio Network. Wright, considered one of the top play-by-play broadcasters of women's games, is also in his 19th year of calling softball games for LSU. In addition, he serves as statistician and locker room producer for all LSU football broadcasts on the network.

Wright is the host for the weekly Nikki Caldwell Show presented by Capital One Bank and, he also serves as the Voice of the Golden Band from Tigerland on Saturday's in Tiger Stadium.

During Wright's career behind the mike for LSU, the Baton Rouge native has called five NCAA Women's Final Four and three College Softball World Series. including the team's run to Oklahoma City in the summer of 2012.

Wright earned a bachelor's degree in broadcast journalism from LSU in 1992 and a master's degree in math education in 1995. He currently teaches math at the Dunham School in Baton Rouge.

# Radio/Television Roster

1 JENNA DEEMER G

3 AKILAH BETHEL G

4 ANNE PEDERSEN G

10 JASMINE RHODES G

11 RAIGYNE MONCRIEF G

13 RINA HILL G

20 ALEXIS HYDER F

23 STEPHANIE AMICHIA F

24 DASHAWN HARDEN G

31 ANN JONES F

32 DANIELLE BALLARD G

35 ALLIYAH FAREO C/F

42 SHEILA BOYKIN F

**Nikki Caldwell**
Head Coach
Fourth Season
Tennessee, 1994

**Tasha Butts**
Assistant Coach
Fourth Season
Tennessee, 2004

**Tony Perotti**
Assistant Coach
Fourth Season
Tennessee, 1999

**Jon Silver**
Director of Basketball Operations
Fourth Season
UCLA, 2009

**Michael Scruggs**
Director of Video Operations
Interim Assistant Coach
Fourth Season
Tennessee, 2008

# 2013 & 2014 NCAA SWEET 16

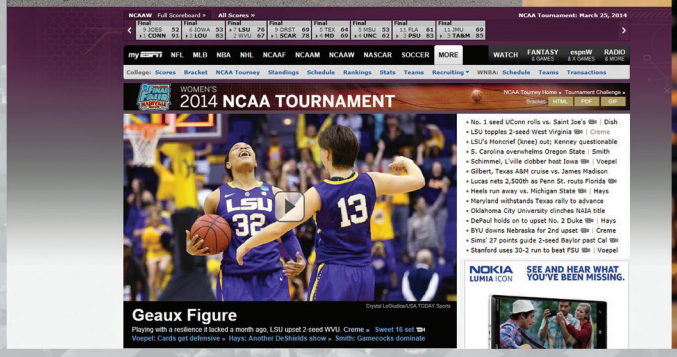

# WOMEN'S BASKETBALL SCHEDULE

2014
2015

## NOVEMBER

EXHIBITION GAMES NOV. 5 & 9

| | | |
|---|---|---|
| **5** | **Loyola** | **Baton Rouge, La.** |
| **9** | **Mississippi College** | **Baton Rouge, La.** |
| **14** | **Arkansas Little Rock** | **Baton Rouge, La.** |
| **15** | **Sam Houston State** | **Baton Rouge, La.** |
| **17** | **Jackson State** | **Baton Rouge, La.** |
| **19** | **Tulane** | **Baton Rouge, La.** |
| **22** | **Rutgers** | **Baton Rouge, La.** |

HARDWOOD TOURNAMENT OF HOPE NOV. 25-27

| | | |
|---|---|---|
| 25 | vs. Santa Clara | Puerto Vallarta, Mexico |
| 26 | vs. UTEP | Puerta Vallarta, Mexico |
| 27 | vs. Kansas State | Puerta Vallarta, Mexico |

## DECEMBER

| | | |
|---|---|---|
| **3** | **Louisiana Tech** | **Baton Rouge, La.** |
| **14** | **Southeastern Louisiana** | **Baton Rouge, La.** |
| 16 | at Long Beach State | Long Beach, Calif. |
| 19 | at UC Santa Barbara | Santa Barbara, Calif. |

MIAMI HOLIDAY TOURNAMENT DEC. 28-29

| | | |
|---|---|---|
| 28 | vs. UNC Greensboro | Coral Gables, Fla. |
| 29 | at Miami/vs. Florida A&M | Coral Gables, Fla. |

## JANUARY

| | | |
|---|---|---|
| 2 | at Florida * | Gainesville, Fla. |
| **4** | **South Carolina *** | **Baton Rouge, La.** |
| **8** | **Vanderbilt *** | **Baton Rouge, La.** |
| 11 | at Texas A&M * | College Station, Texas |
| 15 | at Mississippi State * | Starkville, Miss. |
| **18** | **Kentucky *** | **Baton Rouge, La.** |
| 22 | at Tennessee * | Knoxville, Tenn. |
| **29** | **Ole Miss *** | **Baton Rouge, La.** |

## FEBRUARY

| | | |
|---|---|---|
| **2** | **Missouri *** | **Baton Rouge, La.** |
| 5 | at Auburn * | Auburn, Ala. |
| **8** | **Alabama *** | **Baton Rouge, La.** |
| 12 | at South Carolina * | Columbia, S.C. |
| **19** | **Georgia *** | **Baton Rouge, La.** |
| 22 | at Arkansas * | Fayetteville, Ark. |
| 26 | at Ole Miss * | Oxford, Miss. |

## MARCH

| | | |
|---|---|---|
| **1** | **Texas A&M *** | **Baton Rouge, La.** |
| 4-8 | SEC Tournament | North Little Rock, Ark. |
| 20-23 | NCAA Tournament 1st & 2nd Rounds | Campus Sites |
| 27-30 | NCAA Tournament Sweet 16 & Elite 8 Rounds | TBD |

## APRIL

| | | |
|---|---|---|
| 5-7 | NCAA Women's Final Four | Tampa, Fla. |

Home Games in Bold and played at the Maravich Center
• * - Denotes SEC Games • Times can be found on LSUsports.net

/LSUwbkb @LSUwbkb @LSUwbkb